



MINISTÉRIO DA DEFESA NACIONAL

MARINHA

INSTITUTO HIDROGRÁFICO

INSTITUTO HIDROGRÁFICO

DIVISÃO DE OCEANOGRAFIA

PJ OC 52E006
RELATÓRIO TÉCNICO PRELIMINAR
REL. TP-OC-15/2006

**TRATAMENTO DE DADOS DE
AGITAÇÃO MARÍTIMA
AÇORES/S. MIGUEL - JAN A MAR 2006**

JUN/2006



LISTA DE DISTRIBUIÇÃO

Nº EXEMPLAR	DIST. INTERNA	DIST. EXTERNA
01		UNIV. AÇORES
02	DT/DG/SD	
03 (formato digital)	OC	

EXEMPLAR Nº **1**

FOLHA DE DIFUSÃO

CLASSIFICAÇÃO DE SEGURANÇA DO RELATÓRIO NÃO CLASSIFICADO		RESTRICÇÕES	
ENTIDADE QUE ATRIBUI A CLASSIFICAÇÃO DE SEGURANÇA DIRECTOR-GERAL		DISTRIBUIÇÃO/DISPONIBILIDADE DO RELATÓRIO UNIV. AÇORES	
PREVISÃO DE DESCLASSIFICAÇÃO	DESCLASSIFICAÇÃO	DT/DG/SD - OC	
NOME DA ENTIDADE EXECUTANTE DIVISÃO DE OCEANOGRAFIA		NOME DA ENTIDADE FISCALIZADORA DIRECÇÃO TÉCNICA	
MORADA R. das Trinas, 49 1249-093 Lisboa		MORADA R. das Trinas, 49 1249-093 Lisboa	
TÍTULO DO RELATÓRIO Tratamento de dados de agitação marítima Açores/S. Miguel, Janeiro a Março de 2006			
AUTOR(ES) INSTITUTO HIDROGRÁFICO			
TIPO DE RELATÓRIO Técnico Preliminar	PERÍODO Jan a Mar 2006	DATA DO RELATÓRIO 20 de Junho de 2006	Nº DE PÁGINAS 144
NOTAS (continuar no verso se necessário)			
RESUMO (continuar no verso se necessário)			
<p>Neste relatório apresenta-se o processamento dos dados de agitação marítima adquiridos pela estação ondógrafo direccional instalada ao largo de Ponta Delgada na ilha de S Miguel, relativos ao período de Janeiro a Março de 2006.</p> <p>Os dados, constituídos por séries temporais de deslocamentos verticais (elevações) e horizontais segundo os eixos N-S e E-W, são calculados pelo microprocessador instalado na bóia, a partir das medições das três componentes da aceleração do movimento da superfície livre e das três componentes do campo magnético terrestre.</p> <p>Os dados foram processados com vista à estimação da distribuição de energia, direcção média e dispersão, por bandas de frequência, bem como à estimação dos parâmetros característicos da agitação, no que respeita a alturas, períodos e direcções.</p>			
DISTRIBUIÇÃO/DISPONIBILIDADE DO RESUMO Direcção Técnica/Direcção de Documentação		CLASSIFICAÇÃO DE SEGURANÇA DO RESUMO NÃO CLASSIFICADO	
RESPONSÁVEL Direcção Técnica/Divisão de Oceanografia		TELEFONE 21 094 30 00	
EDITOR INSTITUTO HIDROGRÁFICO		DESCRITORES Dados de agitação marítima Estações ondógrafo direccionais Açores/S. Miguel	
DATA DE EDIÇÃO Junho de 2006			

HCT
2006 - 211.30

DIVISÃO DE OCEANOGRAFIA

PJ OC 52EO06
RELATÓRIO TÉCNICO PRELIMINAR
REL. TP-OC-15/2006

**TRATAMENTO DE DADOS DE
AGITAÇÃO MARÍTIMA
AÇORES/S. MIGUEL - JANEIRO A MARÇO 2006**

1. INTRODUÇÃO

Neste relatório apresenta-se o processamento dos dados de agitação marítima adquiridos pela estação ondógrafo direccional instalada ao largo de Ponta Delgada na ilha de S. Miguel, relativos ao período de Janeiro a Março de 2006. A estação, composta pela bóia DIRECTIONAL WAVERIDER MKIII, receptor WAREC e computador PCPENTIUM, está situada na posição LATITUDE = 37° 43' 53" N, LONGITUDE= 25° 43' 28" W, Sonda Reduzida = 90 metros.

Os dados constituídos por séries temporais de deslocamentos verticais (elevações) e horizontais segundo os eixos N-S e E-W, são calculados pelo microprocessador instalado na bóia, a partir das medições das três componentes da aceleração do movimento da superfície livre e das três componentes do campo magnético terrestre.

Em condições normais a aquisição dos dados é efectuada de três em três horas, durante períodos de 30 minutos. Em condições de temporal, ou seja, quando a altura significativa excede 5 metros, os períodos de aquisição de 30 minutos são apenas espaçados de pequenos intervalos necessários ao processamento dos dados. Os dados são adquiridos a uma taxa de digitalização de 1.28 amostras por segundo e agrupados em blocos de 200 segundos. O limite mínimo de duração para que um conjunto de dados (registo) seja tratado é de 10 minutos. Os grupos data-hora estão referidos à hora local e correspondem ao início dos registos.

Os dados foram processados com vista à estimação da distribuição de energia, direcção média e dispersão, por bandas de frequência, bem como à estimação dos parâmetros característicos da agitação, no que respeita a alturas, períodos e direcções. Na base deste processamento estão:

- a estimação dos espectros cruzados entre as três séries temporais;
- a estimação dos cinco primeiros coeficientes da expansão em série de Fourier da função de distribuição direccional de energia.

As séries temporais de elevações foram também processadas pelo método directo.

Devido a uma avaria da bóia, não existe informação a partir de 26 de Março. A bóia foi recolocada a 12 de Abril.

2. RESULTADOS

São apresentados, para cada mês, os resultados do processamento efectuado, organizados de acordo com os seguintes ANEXOS:

- ANEXO A - Listagem dos parâmetros HS, H10, H100, HMAX, HMED, THS, TH10, TH100, THMAX, TZ, TC e TMAX calculados pelo método directo;
- ANEXO B - Gráficos temporais de HS, HMAX, TZ, TMAX, THS e THMAX;
- ANEXO C - Tabelas de ocorrências conjuntas HMAX - THMAX, H100 - TH100, H10 - TH10, HS - THS, HS - TZ e HMAX - TMAX.
- ANEXO D - Listagem dos parâmetros espectrais HM0, T02, TP, SMAX, e direccionais THTP1, SPRTP1, THHF1, THLF1 e N;
- ANEXO E - Gráficos temporais de HM0, T02 e TP, THTP1, SPRTP1, THHF1, THLF1;
- ANEXO F - Tabelas de ocorrências conjuntas HM0-T02, HM0-TP, HM0-THTP1 e TP-THTP1;
- ANEXO G - Evolução temporal da distribuição de energia e da direcção média por banda de frequência;
- ANEXO H - Gráficos de distribuição de energia, direcção média e dispersão, para os registos em que $HM0 \geq 5.5$ metros.

Adjunto da Divisão de Oceanografia
Responsável pela Secção de Agitação Marítima

Mariana Simões Costa
2006.11.30

Mariana Simões Costa
Assessora principal

Visto
OC/OC

José Alberto de Mesquita Onofre
CTEN EH

ANEXO A

Listagem dos parâmetros HS, H10, H100, HMAX, HMED, THS, TH10, TH100, THMAX, TZ, TC e TMAX, calculados pelo método directo

Código de símbolos:

NA		-	Número de alturas de onda de zero ascendente;
HS	(m)	-	Altura significativa (média do terço mais elevado das alturas de onda de zero ascendente);
H10	(m)	-	Média do décimo mais elevado das alturas de onda de zero ascendente;
H100	(m)	-	Média do centésimo mais elevado das alturas de onda de zero ascendente;
HMAX	(m)	-	Altura máxima de zero ascendente ocorrida no registo;
HMED	(m)	-	Altura média de zero ascendente;
THS	(s)	-	Média dos períodos correspondentes às ondas que foram utilizadas no cálculo de HS;
TH10	(s)	-	Média dos períodos correspondentes às ondas que foram utilizadas no cálculo de H10;
TH100	(s)	-	Média dos períodos correspondentes às ondas que foram utilizadas no cálculo de H100;
THMAX	(s)	-	Período correspondente a HMAX;
TZ	(s)	-	Média dos períodos de zero ascendente;
TC	(s)	-	Média dos períodos de crista;
TMAX	(s)	-	Período máximo ocorrido no registo.

DIA	HORA	NA	HS (m)	H10 (m)	H100 (m)	HMAX (m)	HMED (m)	THS (s)	TH10 (s)	TH100 (s)	THMAX (s)	TZ (s)	TC (s)	TMAX (s)
01	00-00	199	1.33	1.69	2.17	2.30	0.83	11.0	10.5	10.9	10.2	9.0	5.6	17.2
01	06-00	258	1.12	1.41	1.70	1.82	0.68	10.4	10.5	11.2	12.5	6.9	3.8	14.1
01	09-00	260	1.00	1.27	1.67	1.71	0.60	10.0	10.4	11.5	11.7	6.9	3.9	13.3
01	12-00	283	0.93	1.17	1.43	1.51	0.58	9.4	10.6	11.5	10.9	6.3	3.5	14.8
01	15-00	325	0.92	1.18	1.66	1.75	0.55	8.4	10.0	10.4	10.9	5.5	3.4	13.3
01	18-00	346	0.90	1.14	1.41	1.59	0.58	7.6	9.2	10.7	10.2	5.2	3.3	14.1
01	21-00	366	0.93	1.13	1.32	1.33	0.58	7.0	8.0	8.8	8.6	4.9	3.2	13.3
02	00-00	388	0.90	1.11	1.35	1.43	0.58	6.0	6.4	7.4	5.5	4.6	3.5	10.9
02	03-00	359	1.02	1.22	1.53	1.69	0.66	6.5	6.7	7.2	6.2	5.0	3.6	11.7
02	06-00	361	0.97	1.20	1.43	1.49	0.63	6.3	7.4	7.6	5.5	5.0	3.4	12.5
02	09-00	361	1.01	1.30	1.67	1.89	0.63	6.5	6.8	6.2	5.5	5.0	3.5	13.3
02	12-00	341	0.99	1.25	1.70	1.83	0.64	6.4	6.5	6.8	7.0	5.2	3.8	10.9
02	15-00	361	1.01	1.25	1.50	1.65	0.64	6.1	6.1	6.2	4.7	5.0	3.6	10.2
02	18-00	355	1.03	1.24	1.48	1.55	0.67	6.2	6.5	6.8	6.2	5.0	3.6	12.5
02	21-00	385	1.01	1.24	1.60	1.72	0.67	5.9	5.7	4.9	4.7	4.6	3.4	10.9
03	00-00	377	1.00	1.27	1.58	1.64	0.62	5.9	6.3	6.4	5.5	4.7	3.6	10.9
03	03-00	379	1.06	1.34	1.69	1.76	0.66	6.1	6.4	6.2	7.0	4.7	3.5	12.5
03	06-00	359	1.11	1.40	1.67	1.72	0.71	6.4	6.8	7.2	7.8	5.0	3.6	11.7
03	09-00	362	1.13	1.47	1.83	1.93	0.71	6.3	6.4	7.0	7.0	4.9	3.5	12.5
03	12-00	341	1.21	1.51	2.03	2.28	0.77	6.4	6.5	6.5	7.0	5.2	3.8	12.5
03	15-00	333	1.49	1.93	2.62	2.76	0.93	6.7	6.9	6.5	7.8	5.4	3.9	10.9
03	18-00	331	1.55	1.88	2.38	2.44	1.02	6.7	6.8	7.3	7.0	5.4	4.1	12.5
03	21-00	331	1.52	1.90	2.49	2.66	0.99	6.8	6.9	7.6	7.8	5.4	4.0	12.5
04	00-00	325	1.50	1.83	2.29	2.34	0.98	6.8	7.1	6.2	7.0	5.5	3.9	12.5
04	03-00	337	1.69	2.10	2.60	2.75	1.08	6.4	6.7	7.3	7.8	5.3	4.0	13.3
04	06-00	326	1.54	1.90	2.46	2.79	1.00	6.7	6.8	7.8	7.0	5.5	3.9	13.3
04	09-00	326	1.64	2.03	2.51	2.56	1.05	6.9	7.2	6.0	6.2	5.5	3.9	11.7
04	12-00	325	1.47	1.76	2.02	2.05	0.95	6.9	7.5	6.5	7.0	5.5	3.8	14.1
04	15-00	336	1.35	1.70	2.33	2.35	0.85	6.6	6.7	5.2	5.5	5.3	3.8	12.5
04	18-00	295	1.58	2.00	2.55	2.77	1.03	7.8	8.7	8.6	10.9	6.0	4.1	14.1
04	21-00	297	1.65	2.03	2.61	2.75	1.05	8.2	8.6	10.2	13.3	6.0	4.1	16.4
05	00-00	260	1.84	2.25	2.84	3.07	1.15	9.6	10.6	11.5	11.7	6.9	4.1	15.6
05	03-00	262	1.74	2.14	2.58	2.72	1.10	9.7	10.3	9.9	9.4	6.9	4.4	15.6
05	06-00	216	2.01	2.43	3.03	3.13	1.22	11.2	10.9	12.1	11.7	8.3	5.3	16.4
05	09-00	220	1.90	2.43	3.11	3.17	1.14	10.9	11.0	11.3	10.9	8.1	4.8	15.6
05	12-00	227	1.77	2.24	3.18	3.49	1.04	10.5	10.6	10.9	10.9	7.9	4.5	14.8
05	15-00	207	1.84	2.34	2.88	3.14	1.11	11.0	11.2	10.2	10.9	8.6	4.1	16.4
05	18-00	223	1.54	1.93	2.43	2.47	0.96	10.3	10.2	8.6	8.6	8.0	5.0	15.6
05	21-00	207	1.87	2.35	3.28	3.50	1.19	10.6	10.6	11.3	12.5	8.6	5.4	14.8
06	00-00	222	1.51	1.90	2.34	2.44	0.93	10.3	10.7	10.9	10.9	8.0	5.2	14.1
06	03-00	233	1.28	1.68	2.22	2.32	0.75	10.1	9.9	9.8	9.4	7.7	4.7	14.1
06	06-00	216	1.27	1.54	1.83	1.86	0.80	10.1	10.2	9.4	9.4	8.3	5.7	14.1
06	09-00	225	1.31	1.62	1.99	2.02	0.82	10.0	10.1	10.5	10.9	7.9	5.2	13.3
06	15-00	226	0.99	1.19	1.53	1.56	0.65	9.4	9.6	9.0	8.6	7.9	5.0	14.1
06	21-00	244	0.91	1.14	1.42	1.45	0.57	8.9	8.8	8.6	8.6	7.3	5.0	14.1

DIA	HORA	NA	HS (m)	H10 (m)	H100 (m)	HMAX (m)	HMED (m)	THS (s)	TH10 (s)	TH100 (s)	THMAX (s)	TZ (s)	TC (s)	TMAX (s)
07	00-00	231	0.91	1.09	1.38	1.48	0.60	9.3	9.1	9.0	8.6	7.8	5.1	14.1
07	03-00	247	0.74	0.90	1.15	1.17	0.47	8.7	8.9	8.2	8.6	7.2	5.1	12.5
07	06-00	211	0.63	0.79	1.11	1.29	0.40	8.2	9.0	8.6	8.6	6.8	5.2	12.5
07	09-00	390	0.66	0.85	1.10	1.17	0.40	6.9	8.0	7.8	7.8	4.6	2.9	11.7
07	12-00	441	0.68	0.84	1.06	1.19	0.44	5.3	6.2	6.4	7.8	4.1	2.9	10.9
07	15-00	464	0.89	1.12	1.44	1.52	0.58	4.6	4.7	4.2	3.9	3.9	3.2	9.4
07	18-00	410	0.93	1.15	1.45	1.61	0.61	5.2	5.3	5.3	4.7	4.4	3.3	10.2
08	00-00	354	1.22	1.51	1.93	2.13	0.78	6.1	6.0	5.7	5.5	5.1	3.9	10.9
08	03-00	326	1.41	1.71	2.16	2.27	0.89	6.8	6.7	6.2	5.5	5.5	4.2	11.7
08	06-00	331	1.38	1.76	2.25	2.33	0.87	6.9	7.3	7.0	6.2	5.4	3.8	10.9
08	09-00	310	1.50	1.94	2.67	3.11	0.93	7.8	8.4	7.8	7.0	5.8	3.8	14.8
08	12-00	275	1.74	2.18	2.78	2.86	1.13	9.0	9.7	10.2	10.9	6.5	3.9	15.6
08	15-00	310	1.61	2.06	2.67	3.10	0.99	8.3	9.5	10.7	10.2	5.8	3.7	14.8
08	18-00	308	1.70	2.19	2.71	2.94	1.01	8.8	9.9	9.4	9.4	5.8	3.4	14.1
08	21-00	308	1.52	1.84	2.25	2.26	0.97	8.3	8.7	8.6	10.2	5.8	3.3	14.8
09	00-00	308	1.48	1.93	2.59	2.87	0.91	8.5	9.6	9.6	10.9	5.8	3.4	12.5
09	03-00	261	1.34	1.73	2.20	2.36	0.81	9.4	9.7	8.9	9.4	6.9	4.0	14.1
09	06-00	257	1.37	1.67	1.87	1.91	0.85	9.2	9.8	9.9	10.9	7.0	4.3	13.3
09	09-00	244	1.30	1.60	2.18	2.33	0.83	9.4	9.3	8.6	8.6	7.3	4.5	13.3
09	12-00	284	1.12	1.41	1.92	1.98	0.68	8.8	9.3	9.9	8.6	6.3	4.0	12.5
09	18-00	294	1.19	1.50	2.09	2.50	0.74	8.3	8.6	8.1	7.8	6.1	4.0	12.5
09	21-00	188	1.10	1.32	1.50	1.50	0.67	7.8	8.3	8.2	8.6	5.9	4.2	10.9
10	00-00	281	1.09	1.35	1.60	1.71	0.68	7.9	8.0	8.1	8.6	6.4	4.4	14.1
10	03-00	268	1.12	1.37	1.76	1.84	0.71	8.3	8.7	7.8	8.6	6.7	4.8	13.3
10	06-00	273	1.17	1.46	1.64	1.67	0.73	7.9	8.1	8.3	8.6	6.6	5.0	11.7
10	09-00	274	1.07	1.38	1.62	1.70	0.69	7.9	8.1	8.9	8.6	6.5	4.7	11.7
10	15-00	273	0.98	1.23	1.62	1.65	0.63	8.0	8.0	8.1	7.8	6.6	4.6	10.9
10	18-00	247	1.05	1.26	1.73	1.76	0.71	8.1	7.9	8.2	8.6	7.2	5.3	12.5
10	21-00	272	1.09	1.35	1.73	1.85	0.69	7.7	8.0	8.1	7.8	6.6	5.1	11.7
11	00-00	265	1.07	1.32	1.65	1.74	0.71	7.9	7.7	8.1	8.6	6.7	5.0	13.3
11	03-00	246	1.22	1.51	2.09	2.11	0.77	8.6	8.5	8.6	8.6	7.3	5.0	14.8
11	06-00	235	1.28	1.58	2.27	2.62	0.81	9.2	9.5	8.2	7.8	7.6	5.0	14.1
11	12-00	246	1.40	1.72	2.34	2.40	0.86	9.1	9.1	9.0	8.6	7.3	4.5	14.1
11	15-00	277	1.34	1.70	2.00	2.02	0.82	8.8	9.1	10.7	10.2	6.4	3.8	13.3
11	18-00	284	1.66	2.00	2.38	2.46	1.05	8.6	9.2	8.9	8.6	6.3	4.0	13.3
11	21-00	308	1.71	2.09	2.46	2.71	1.10	8.0	8.0	8.3	8.6	5.8	3.9	12.5
12	00-00	305	1.80	2.20	2.70	2.74	1.15	7.7	8.2	8.6	9.4	5.9	4.1	11.7
12	03-00	330	1.57	1.90	2.31	2.40	1.02	6.8	7.2	9.4	10.2	5.4	3.9	12.5
12	06-00	316	1.76	2.22	2.95	3.46	1.10	7.5	7.9	8.6	7.8	5.7	4.1	13.3
12	09-00	267	1.88	2.38	2.90	2.97	1.20	8.3	8.4	8.6	8.6	6.7	4.4	13.3
12	12-00	304	1.60	2.01	2.71	3.15	0.97	7.7	7.9	6.8	7.8	5.9	4.1	10.9
12	15-00	309	1.59	1.95	2.33	2.35	1.00	7.6	7.9	9.1	8.6	5.8	3.9	14.8
12	18-00	278	2.03	2.44	2.97	3.09	1.24	9.4	9.5	8.6	7.0	6.4	4.2	14.8
12	21-00	267	1.98	2.47	3.37	4.41	1.23	9.3	9.8	10.7	11.7	6.7	4.2	14.1
13	00-00	283	2.05	2.62	3.26	3.32	1.30	8.4	8.7	9.9	10.9	6.3	4.2	12.5

DIA	HORA	NA	HS (m)	H10 (m)	H100 (m)	HMAX (m)	HMED (m)	THS (s)	TH10 (s)	TH100 (s)	THMAX (s)	TZ (s)	TC (s)	TMAX (s)
13	03-00	264	2.21	2.71	3.39	3.56	1.46	8.6	8.5	8.9	8.6	6.8	4.3	14.8
13	06-00	222	2.83	3.61	4.55	4.68	1.74	10.7	10.7	10.9	9.4	8.0	4.9	16.4
13	09-00	205	2.80	3.54	4.63	4.82	1.71	11.9	11.7	11.7	10.2	8.7	5.1	16.4
13	12-00	236	1.98	2.50	3.51	3.92	1.25	10.0	9.9	12.9	13.3	7.6	4.8	16.4
13	15-00	220	2.31	2.81	3.55	3.56	1.42	11.0	11.1	11.3	11.7	8.1	4.9	17.2
13	18-00	195	2.68	3.38	4.70	4.85	1.66	12.3	12.6	14.1	14.1	9.2	5.9	17.2
13	21-00	192	2.55	3.21	4.57	4.73	1.55	12.6	12.6	11.7	11.7	9.3	5.6	18.0
14	00-00	244	2.02	2.69	3.74	3.76	1.20	10.6	10.8	10.2	11.7	7.3	4.1	16.4
14	06-00	297	2.04	2.51	3.09	3.28	1.28	8.3	10.4	12.8	11.7	6.0	4.0	14.1
14	09-00	305	2.30	2.83	3.38	3.44	1.52	7.5	7.4	7.3	7.0	5.9	4.3	13.3
14	12-00	306	2.31	2.83	3.55	3.72	1.48	7.5	7.4	7.0	7.0	5.9	4.3	12.5
14	15-00	297	2.66	3.29	4.35	4.69	1.68	7.3	7.7	8.1	7.0	6.0	4.4	13.3
14	18-00	255	2.76	3.33	3.90	4.12	1.75	8.9	9.4	9.9	7.8	7.0	4.7	14.1
14	21-00	238	2.59	3.13	3.89	4.23	1.63	9.8	10.3	11.3	11.7	7.5	4.8	14.8
15	00-00	246	2.11	2.68	3.22	3.27	1.30	9.8	10.4	9.4	7.8	7.3	4.4	17.2
15	03-00	245	2.24	2.92	3.76	3.86	1.35	9.7	10.6	10.2	10.2	7.3	4.8	16.4
15	06-00	212	2.43	3.02	4.14	4.32	1.55	10.9	11.2	11.3	10.2	8.4	4.9	17.2
15	09-00	208	2.55	3.26	4.65	5.03	1.57	11.3	12.2	11.7	10.9	8.6	5.1	16.4
15	12-00	224	2.07	2.63	3.18	3.39	1.28	10.2	10.9	10.5	11.7	7.9	4.9	14.8
15	15-00	219	2.07	2.59	3.13	3.17	1.24	10.8	11.3	10.2	11.7	8.2	4.8	15.6
15	18-00	217	2.01	2.49	3.12	3.30	1.23	11.0	11.3	10.9	11.7	8.3	5.2	16.4
15	21-00	226	1.81	2.27	2.78	2.80	1.09	10.2	10.6	10.9	13.3	7.9	5.0	16.4
16	00-00	213	1.77	2.21	2.66	2.88	1.08	10.6	10.3	10.5	10.2	8.4	5.0	16.4
16	03-00	225	1.38	1.75	2.50	2.66	0.89	9.7	10.5	10.5	10.9	7.9	4.8	14.8
16	06-00	221	1.47	1.88	2.53	2.73	0.94	10.1	10.3	10.5	9.4	8.1	4.8	15.6
16	09-00	212	1.58	1.95	2.66	2.91	0.97	10.9	10.9	10.2	10.2	8.4	4.8	14.8
16	12-00	253	1.20	1.55	1.88	1.93	0.73	9.6	10.0	9.6	9.4	7.0	4.4	13.3
16	18-00	272	1.05	1.35	1.76	1.91	0.64	8.8	9.3	9.4	7.8	6.6	3.9	13.3
16	21-00	266	1.07	1.34	1.63	1.73	0.68	8.9	8.9	10.7	10.2	6.7	4.2	12.5
17	00-00	265	1.07	1.40	1.69	1.76	0.66	8.8	9.7	9.6	9.4	6.7	4.6	12.5
17	03-00	275	0.77	0.99	1.27	1.34	0.48	8.7	9.1	8.3	8.6	6.5	4.1	14.8
17	06-00	277	0.80	1.02	1.29	1.34	0.50	8.7	8.8	7.8	7.0	6.4	4.4	13.3
17	09-00	281	0.76	0.94	1.10	1.12	0.48	8.5	9.1	10.4	9.4	6.4	4.2	12.5
17	12-00	264	0.74	0.92	1.09	1.13	0.47	8.8	8.9	8.6	9.4	6.8	4.4	12.5
17	15-00	306	0.65	0.85	1.09	1.14	0.39	8.1	8.7	8.3	9.4	5.8	3.6	13.3
17	18-00	304	0.64	0.80	0.99	1.06	0.40	8.0	8.6	8.6	10.2	5.9	3.7	11.7
17	21-00	291	0.56	0.70	0.84	0.88	0.36	8.0	8.3	7.8	8.6	6.2	4.0	12.5
18	00-00	294	0.59	0.74	0.96	1.09	0.38	7.9	7.8	6.8	8.6	6.1	4.2	12.5
18	03-00	285	0.49	0.58	0.77	0.79	0.32	7.9	7.8	8.3	8.6	6.3	4.3	14.1
18	06-00	275	0.47	0.58	0.67	0.69	0.31	8.0	8.4	7.6	7.0	6.5	4.2	15.6
18	09-00	294	0.48	0.60	0.72	0.78	0.32	7.4	7.7	6.8	5.5	6.1	4.4	12.5
18	12-00	300	0.52	0.64	0.86	0.92	0.33	7.6	7.9	7.8	7.8	6.0	4.1	18.0
18	15-00	320	0.49	0.62	0.80	0.81	0.31	7.3	8.0	7.8	7.8	5.6	3.9	14.8
18	18-00	280	0.52	0.65	0.80	0.83	0.33	8.6	9.4	11.2	9.4	6.4	4.1	14.8
18	21-00	238	0.66	0.80	0.91	0.92	0.40	10.7	12.3	12.5	9.4	7.5	4.4	17.2

DIA	HORA	NA	HS (m)	H10 (m)	H100 (m)	HMAX (m)	HMED (m)	THS (s)	TH10 (s)	TH100 (s)	THMAX (s)	TZ (s)	TC (s)	TMAX (s)
19	00-00	216	0.78	0.94	1.13	1.14	0.48	12.2	12.4	12.1	11.7	8.3	4.6	16.4
19	03-00	334	0.76	0.97	1.30	1.55	0.47	8.3	11.3	12.5	14.1	5.4	3.1	14.8
19	06-00	307	0.93	1.18	1.52	1.55	0.57	9.3	10.5	10.9	11.7	5.8	3.1	17.2
19	09-00	316	1.30	1.70	2.17	2.26	0.82	8.5	10.5	7.3	4.7	5.7	3.4	17.2
19	12-00	290	1.49	1.89	2.75	3.09	0.95	9.1	10.7	15.4	14.1	6.2	3.6	18.8
19	15-00	302	1.57	2.11	2.92	3.09	0.97	8.8	12.0	14.8	15.6	5.9	3.7	17.2
19	18-00	225	2.63	3.32	3.85	3.85	1.66	11.7	13.5	15.2	14.8	8.0	4.4	18.0
19	21-00	216	2.93	3.64	4.40	4.40	1.83	12.0	12.1	13.7	14.1	8.3	4.8	18.8
20	00-00	231	2.95	3.52	4.31	4.31	1.81	11.6	12.1	12.5	10.9	7.7	4.2	17.2
20	03-00	269	2.65	3.33	4.13	4.47	1.68	8.9	9.3	9.1	7.8	6.7	4.5	14.8
20	06-00	250	3.01	3.79	4.73	5.26	1.90	9.9	10.6	10.4	11.7	7.2	4.6	15.6
20	09-00	230	3.02	3.88	4.93	5.04	1.88	11.0	11.7	13.3	13.3	7.8	4.6	16.4
20	12-00	251	2.99	3.67	4.44	4.53	1.86	9.9	10.5	12.2	13.3	7.1	4.4	18.8
20	15-00	247	3.32	4.07	5.74	6.13	2.17	9.3	9.9	10.5	12.5	7.2	5.0	15.6
20	18-00	269	2.93	3.65	4.51	5.15	1.84	8.5	9.4	8.1	8.6	6.7	4.6	15.6
20	21-00	259	3.04	3.80	4.92	5.82	1.93	8.7	8.6	7.8	8.6	6.9	4.6	15.6
21	00-00	263	3.00	3.65	4.53	4.89	1.89	8.7	8.4	9.9	8.6	6.8	4.8	14.8
21	03-00	250	3.22	4.04	5.02	5.20	2.04	8.6	8.1	7.8	7.8	7.2	5.0	16.4
21	06-00	259	2.86	3.59	4.18	4.26	1.79	8.6	8.4	8.9	9.4	6.9	4.9	17.2
21	09-00	258	2.57	3.09	3.97	4.43	1.66	8.8	9.0	8.6	8.6	6.9	4.7	15.6
21	12-00	254	2.50	3.14	3.74	3.84	1.57	9.1	9.2	9.4	8.6	7.0	4.6	13.3
21	15-00	262	2.27	2.81	3.81	4.96	1.44	8.2	8.5	8.6	9.4	6.8	5.0	14.1
21	18-00	285	1.93	2.42	3.01	3.25	1.22	7.8	7.9	8.3	7.8	6.3	4.5	12.5
21	21-00	277	1.83	2.33	3.25	3.49	1.17	7.9	8.1	7.8	7.8	6.5	4.4	13.3
22	00-00	274	1.71	2.12	2.90	3.28	1.09	8.1	8.3	8.6	8.6	6.6	4.2	12.5
22	03-00	286	1.53	2.01	2.75	2.93	0.93	8.0	8.1	7.6	8.6	6.2	4.4	12.5
22	06-00	282	1.63	1.97	2.54	2.76	1.01	7.8	7.5	7.3	7.0	6.4	4.4	12.5
22	09-00	302	1.55	1.93	2.42	2.79	0.96	7.7	7.8	7.6	7.8	5.9	4.4	12.5
22	12-00	307	1.44	1.80	2.67	2.81	0.89	7.7	8.0	7.6	7.0	5.8	3.9	14.1
22	15-00	300	1.45	1.80	2.35	2.70	0.88	7.4	7.6	7.3	7.0	6.0	4.5	11.7
22	18-00	293	1.32	1.62	2.11	2.20	0.85	7.4	6.8	7.0	7.8	6.1	4.5	10.2
22	21-00	301	1.41	1.73	1.99	2.03	0.90	7.1	7.1	7.3	7.0	6.0	4.4	10.9
23	00-00	275	1.45	1.74	2.06	2.31	0.93	7.9	7.7	7.3	7.8	6.5	4.4	16.4
23	03-00	267	1.46	1.79	2.10	2.13	0.92	8.2	8.4	9.1	5.5	6.7	4.7	14.8
23	06-00	279	1.31	1.65	2.03	2.17	0.85	7.7	7.3	7.3	6.2	6.4	4.5	15.6
23	09-00	306	1.38	1.72	2.22	2.35	0.85	7.5	8.0	8.9	8.6	5.9	4.1	12.5
23	12-00	312	1.33	1.70	2.18	2.62	0.81	7.8	8.7	7.6	7.8	5.7	3.7	14.1
23	15-00	299	1.47	1.77	2.05	2.12	0.94	8.2	8.5	8.3	7.0	6.0	3.9	13.3
23	18-00	298	1.27	1.58	2.10	2.13	0.83	7.5	8.3	7.3	8.6	6.0	3.9	13.3
24	00-00	316	1.32	1.65	2.47	3.24	0.84	7.9	9.2	7.8	7.8	5.7	3.5	14.1
24	03-00	288	1.29	1.64	2.16	2.20	0.80	8.7	9.7	8.1	7.8	6.2	3.9	13.3
24	06-00	281	1.08	1.27	1.59	1.83	0.71	8.0	8.0	8.3	7.8	6.4	4.3	14.1
24	09-00	378	1.56	1.95	2.78	3.17	1.00	5.8	5.8	6.6	9.4	4.7	3.6	12.5
24	12-00	298	2.38	2.97	3.68	3.83	1.55	7.0	7.1	6.5	6.2	6.0	4.2	14.1
24	15-00	259	3.00	3.70	4.51	4.75	1.84	9.1	10.1	10.4	10.9	6.9	4.5	17.2

DIA	HORA	NA	HS (m)	H10 (m)	H100 (m)	HMAX (m)	HMED (m)	THS (s)	TH10 (s)	TH100 (s)	THMAX (s)	TZ (s)	TC (s)	TMAX (s)
24	18-00	218	3.28	4.10	4.68	4.71	2.12	10.5	10.5	12.9	14.1	8.2	4.8	18.8
24	21-00	222	3.45	4.24	5.10	5.14	2.14	10.6	11.9	12.1	11.7	8.1	4.8	18.8
25	00-00	213	3.72	4.66	6.80	8.05	2.24	11.4	12.2	12.5	12.5	8.4	4.7	18.8
25	03-00	213	3.74	4.62	5.73	6.05	2.42	10.8	11.9	13.7	11.7	8.4	5.2	17.2
25	06-00	206	3.93	4.69	5.82	5.90	2.49	11.4	11.3	10.5	8.6	8.7	5.1	18.8
25	09-00	209	3.57	4.74	7.30	7.41	2.20	11.7	13.1	16.4	16.4	8.6	5.1	18.8
25	12-00	187	3.64	4.58	6.02	6.40	2.28	12.7	12.3	10.5	10.9	9.5	5.2	18.0
25	15-00	191	2.98	3.74	4.61	4.63	1.87	12.6	13.2	9.8	9.4	9.4	5.2	18.8
25	18-00	208	2.63	3.31	4.41	4.43	1.58	12.2	13.0	14.5	14.1	8.6	4.6	20.3
25	21-00	245	2.99	3.78	4.76	4.91	1.88	9.8	10.5	11.3	12.5	7.3	4.4	15.6
26	00-00	242	3.43	4.35	5.69	5.94	2.14	9.5	9.5	8.2	8.6	7.4	4.9	16.4
26	03-00	228	3.23	4.00	5.26	5.57	2.10	10.1	9.7	12.5	13.3	7.8	5.0	18.0
26	06-00	255	3.08	3.93	4.57	4.67	1.84	9.7	9.6	9.9	10.2	7.0	4.7	14.1
26	09-00	262	3.17	3.87	4.79	4.88	1.96	9.3	9.8	10.7	11.7	6.8	4.6	14.1
26	12-00	244	3.23	3.90	4.36	4.47	2.02	9.7	9.9	11.3	10.9	7.3	5.0	14.8
26	15-00	220	2.87	3.53	4.47	4.58	1.78	10.1	9.7	9.0	9.4	8.1	5.3	14.1
26	21-00	211	2.22	2.68	3.28	3.55	1.43	10.8	11.3	11.3	10.9	8.4	4.8	16.4
27	00-00	202	2.21	2.77	3.53	4.08	1.42	10.8	10.8	10.5	10.2	8.8	5.4	15.6
27	03-00	206	2.17	2.68	3.28	3.52	1.33	10.7	11.2	10.5	11.7	8.7	4.9	16.4
27	06-00	212	1.88	2.44	2.93	3.00	1.17	11.1	11.4	10.9	10.9	8.5	4.7	15.6
27	09-00	216	1.76	2.19	2.58	2.58	1.07	11.1	11.0	9.0	10.2	8.3	5.0	14.8
27	12-00	202	1.85	2.32	3.05	3.37	1.15	11.3	10.9	10.9	11.7	8.8	4.9	15.6
27	15-00	216	1.73	2.16	2.91	3.04	1.07	10.4	10.7	10.5	10.9	8.3	4.6	14.8
27	18-00	217	1.58	1.98	2.52	2.53	0.97	10.3	10.9	11.3	10.9	8.2	4.9	15.6
27	21-00	206	1.48	1.83	2.26	2.27	0.95	10.2	10.3	10.2	10.2	8.6	5.3	14.8
28	00-00	212	1.45	1.81	2.18	2.26	0.93	10.4	10.7	10.2	10.2	8.4	5.6	15.6
28	03-00	215	1.34	1.70	2.44	2.89	0.85	10.6	10.2	10.2	10.2	8.3	5.3	15.6
28	06-00	220	1.28	1.59	1.88	1.92	0.81	10.0	10.3	8.6	8.6	8.1	5.3	15.6
28	09-00	208	1.24	1.57	1.96	2.03	0.79	10.4	10.3	9.4	9.4	8.6	5.3	14.8
28	12-00	249	1.20	1.51	1.85	1.89	0.73	9.5	9.8	9.8	10.2	7.2	4.5	14.1
28	15-00	263	1.22	1.55	1.93	2.05	0.72	9.6	9.6	8.6	7.8	6.8	3.9	13.3
28	18-00	285	1.17	1.52	1.83	1.88	0.69	9.4	10.0	9.9	10.9	6.3	3.7	13.3
28	21-00	205	1.38	1.69	2.06	2.19	0.81	9.8	9.9	9.8	8.6	6.5	4.0	13.3
29	00-00	261	1.66	2.07	2.72	2.92	1.04	9.9	10.4	11.2	10.2	6.9	3.9	16.4
29	03-00	258	1.89	2.43	2.84	3.06	1.16	10.0	10.6	11.2	10.9	6.9	4.2	15.6
29	06-00	265	1.87	2.51	3.27	3.32	1.10	10.0	11.2	12.0	10.9	6.8	4.1	14.8
29	09-00	269	1.92	2.57	3.01	3.12	1.14	9.8	10.9	10.9	10.9	6.6	4.2	13.3
29	12-00	254	2.11	2.73	3.32	3.53	1.30	9.6	10.0	10.9	10.9	7.1	4.3	14.1
29	15-00	241	2.37	2.96	3.55	3.62	1.50	10.3	11.2	9.4	10.2	7.4	4.6	15.6
29	18-00	219	2.72	3.37	4.33	4.75	1.67	11.1	11.2	11.3	12.5	8.1	4.7	14.8
29	21-00	259	2.24	2.80	3.32	3.43	1.34	9.9	10.8	10.2	10.2	6.9	4.3	15.6
30	00-00	243	2.75	3.38	4.05	4.14	1.72	9.9	10.3	11.7	10.9	7.4	4.7	16.4
30	03-00	267	2.81	3.51	4.29	4.47	1.79	8.9	8.6	9.9	10.2	6.7	4.5	14.1
30	06-00	257	3.06	3.77	4.46	4.65	1.97	8.6	9.0	8.3	7.0	7.0	4.7	15.6
30	09-00	249	2.97	3.75	4.57	4.61	1.92	9.5	9.8	9.4	8.6	7.2	4.7	14.1

DIA	HORA	NA	HS (m)	H10 (m)	H100 (m)	HMAX (m)	HMED (m)	THS (s)	TH10 (s)	TH100 (s)	THMAX (s)	TZ (s)	TC (s)	TMAX (s)
30	12-00	242	2.96	3.69	4.44	4.56	1.85	9.4	9.2	8.2	7.0	7.4	5.0	14.1
30	15-00	237	2.66	3.28	4.14	4.37	1.75	9.5	9.9	10.9	10.2	7.6	5.1	15.6
30	18-00	245	2.48	3.09	4.34	4.78	1.52	9.4	9.6	9.0	9.4	7.3	4.7	14.8
30	21-00	227	2.52	3.05	3.76	3.91	1.65	9.6	9.5	10.2	9.4	7.9	4.9	14.1
31	00-00	267	2.39	2.98	3.49	3.59	1.47	8.8	9.0	8.1	8.6	6.7	4.5	14.1
31	03-00	279	2.45	3.14	4.64	5.17	1.56	8.3	9.0	9.4	7.8	6.4	4.4	12.5
31	06-00	279	2.71	3.31	3.95	4.02	1.75	7.8	8.5	8.1	7.8	6.4	4.5	14.1
31	09-00	287	2.29	2.88	3.84	3.99	1.43	8.3	8.4	8.6	10.2	6.2	4.3	13.3
31	12-00	274	2.57	3.23	4.33	5.54	1.55	8.6	8.6	8.3	8.6	6.5	4.5	13.3
31	15-00	255	2.62	3.33	4.26	4.45	1.62	8.7	8.8	9.6	8.6	7.0	5.1	14.8
31	18-00	246	2.65	3.29	4.08	4.30	1.64	9.3	9.5	9.4	9.4	7.2	4.6	14.1
31	21-00	259	2.28	2.80	3.77	4.03	1.43	9.1	9.3	8.6	9.4	6.9	4.4	14.8

DIA	HORA	NA	HS (m)	H10 (m)	H100 (m)	HMAX (m)	HMED (m)	THS (s)	TH10 (s)	TH100 (s)	THMAX (s)	TZ (s)	TC (s)	TMAX (s)
01	00-00	283	2.22	2.75	3.49	3.78	1.44	8.4	8.9	9.4	7.8	6.3	4.2	12.5
01	03-00	278	2.64	3.26	3.85	3.97	1.68	8.4	8.8	9.6	9.4	6.5	4.5	14.1
01	06-00	269	3.42	4.24	5.72	5.80	2.19	8.1	8.0	7.6	7.0	6.6	4.9	13.3
01	09-00	271	3.15	3.96	5.08	5.30	1.91	8.8	8.9	8.9	7.8	6.6	4.7	13.3
01	12-00	247	2.86	3.48	4.08	4.15	1.79	9.2	9.4	9.8	9.4	7.3	4.8	14.1
01	15-00	240	2.76	3.49	4.67	4.81	1.73	9.4	9.5	9.0	8.6	7.5	4.9	13.3
01	18-00	239	2.71	3.40	4.55	4.73	1.71	9.4	8.7	7.8	8.6	7.5	4.7	14.1
01	21-00	247	2.32	2.91	3.58	3.80	1.49	9.0	9.3	9.8	8.6	7.2	4.6	14.1
02	00-00	259	2.23	2.77	3.24	3.27	1.40	9.1	9.6	7.6	6.2	6.9	4.3	13.3
02	03-00	255	2.11	2.59	3.33	3.65	1.36	9.2	9.3	9.1	8.6	7.0	4.1	13.3
02	06-00	270	2.03	2.59	3.14	3.20	1.25	9.2	9.3	9.1	10.2	6.6	4.3	14.8
02	09-00	253	1.76	2.25	3.17	3.53	1.09	9.4	9.4	8.6	8.6	7.1	4.7	14.1
02	12-00	235	1.80	2.25	2.94	3.15	1.11	9.4	9.2	10.2	9.4	7.6	5.3	14.1
02	15-00	237	1.64	1.98	2.44	2.47	1.05	9.3	9.5	9.4	8.6	7.5	5.1	12.5
02	18-00	252	1.64	2.03	2.64	2.77	1.02	9.2	9.3	8.6	8.6	7.1	4.9	12.5
02	21-00	242	1.62	1.98	2.37	2.39	1.00	9.5	9.5	9.8	9.4	7.4	4.7	14.1
03	00-00	262	1.50	1.91	2.63	2.92	0.92	9.5	10.0	9.1	8.6	6.8	4.1	14.8
03	03-00	272	1.39	1.76	2.26	2.45	0.84	9.1	9.2	9.6	9.4	6.6	4.0	13.3
03	06-00	277	1.40	1.74	2.12	2.28	0.86	9.1	9.5	10.4	11.7	6.5	4.0	13.3
03	09-00	302	1.30	1.61	2.01	2.08	0.81	8.3	9.4	10.7	11.7	5.9	3.9	12.5
03	12-00	332	1.18	1.51	1.83	1.87	0.76	7.6	8.4	9.4	10.9	5.4	3.6	12.5
03	15-00	333	1.25	1.50	1.83	1.92	0.83	6.6	6.9	6.2	5.5	5.4	3.7	11.7
03	18-00	345	1.44	1.75	2.30	2.55	0.94	6.3	6.3	7.8	5.5	5.2	3.9	12.5
03	21-00	300	1.64	2.05	2.75	2.88	1.08	8.0	8.8	7.0	7.0	6.0	4.0	21.1
04	00-00	241	2.52	3.15	3.91	4.18	1.58	10.6	13.1	16.0	14.1	7.4	4.3	18.8
04	03-00	213	3.02	3.97	5.26	5.36	1.89	12.4	14.3	17.2	16.4	8.4	4.9	18.0
04	06-00	213	3.77	4.76	6.59	6.75	2.32	12.1	12.8	14.8	14.8	8.4	5.1	18.0
04	12-00	212	3.93	4.87	6.33	7.19	2.46	12.1	12.8	12.9	14.1	8.4	5.1	19.5
04	15-00	208	4.09	5.25	6.31	6.54	2.62	11.4	12.7	10.2	11.7	8.6	5.1	18.8
04	18-00	206	4.16	5.01	6.95	7.15	2.69	11.1	11.0	10.2	10.9	8.7	5.2	16.4
04	21-00	208	3.93	4.77	5.97	6.31	2.48	11.4	11.5	9.8	9.4	8.6	5.2	18.0
05	00-00	221	3.16	3.95	4.88	5.05	2.04	11.0	11.9	9.4	9.4	8.1	4.9	17.2
05	03-00	219	3.37	4.06	4.93	5.18	2.17	10.4	11.2	15.6	15.6	8.2	5.0	15.6
05	06-00	236	3.46	4.19	5.16	5.24	2.22	9.7	10.3	8.6	9.4	7.6	5.1	15.6
05	09-00	225	3.55	4.46	5.61	5.90	2.26	9.8	10.0	10.2	10.9	7.9	5.1	15.6
05	12-00	222	3.28	4.13	5.16	5.18	2.02	10.4	10.4	10.2	9.4	8.0	5.2	14.8
05	15-00	226	2.91	3.59	4.58	4.81	1.78	10.0	10.1	9.0	8.6	7.9	5.2	16.4
05	18-00	218	2.73	3.37	4.30	4.34	1.75	10.3	10.0	10.2	10.9	8.2	5.0	16.4
05	21-00	248	2.54	3.19	3.99	4.18	1.61	9.0	8.5	8.2	8.6	7.2	5.0	14.1
06	00-00	241	2.44	3.12	3.71	3.74	1.54	9.4	9.1	7.8	7.8	7.4	5.1	14.8
06	03-00	231	2.19	2.75	3.45	3.74	1.39	9.3	9.2	10.9	13.3	7.7	5.1	18.0
06	06-00	240	2.04	2.61	3.35	3.40	1.29	9.0	8.7	8.2	8.6	7.4	5.2	14.1
06	09-00	242	2.07	2.62	3.13	3.18	1.28	9.1	8.8	10.2	8.6	7.4	5.3	14.1
06	12-00	247	1.89	2.48	3.08	3.16	1.16	8.9	9.0	9.4	9.4	7.3	5.4	17.2
06	15-00	255	1.56	2.02	2.61	2.83	1.01	8.0	8.5	8.9	8.6	7.0	5.4	14.1

DIA	HORA	NA	HS (m)	H10 (m)	H100 (m)	HMAX (m)	HMED (m)	THS (s)	TH10 (s)	TH100 (s)	THMAX (s)	TZ (s)	TC (s)	TMAX (s)
06	18-00	257	1.72	2.20	2.82	2.84	1.08	8.2	8.2	7.0	7.0	6.9	4.9	14.1
07	00-00	254	1.65	2.04	2.45	2.63	1.05	8.4	8.6	8.3	8.6	7.0	4.6	12.5
07	03-00	249	2.09	2.62	3.51	3.96	1.35	7.7	7.6	7.4	7.0	7.2	5.4	13.3
07	06-00	259	2.03	2.50	3.01	3.14	1.27	8.0	7.8	7.3	7.0	6.9	5.1	11.7
07	09-00	256	1.78	2.13	2.48	2.57	1.16	8.0	7.7	7.6	6.2	7.0	5.1	10.9
07	12-00	269	1.78	2.24	3.15	3.61	1.14	8.0	8.0	7.8	7.8	6.7	4.5	12.5
07	15-00	250	2.35	2.93	3.76	3.97	1.47	8.7	8.9	9.4	9.4	7.2	4.7	12.5
07	18-00	262	2.47	3.13	3.72	3.85	1.52	8.6	8.9	9.6	10.2	6.8	4.6	12.5
07	21-00	264	2.33	2.95	3.67	3.88	1.42	8.5	8.8	8.6	9.4	6.8	5.1	11.7
08	00-00	254	2.44	3.11	4.13	4.45	1.51	9.1	9.1	8.9	8.6	7.0	4.7	12.5
08	03-00	237	2.32	2.91	3.76	3.81	1.45	8.9	9.0	9.8	10.2	7.6	5.2	12.5
08	09-00	257	1.80	2.28	2.81	2.87	1.13	8.6	8.2	8.1	7.8	7.0	4.4	11.7
08	12-00	269	1.73	2.21	2.87	3.00	1.05	8.4	8.4	8.9	8.6	6.6	4.4	11.7
08	15-00	273	1.75	2.29	3.01	3.17	1.06	8.3	8.2	8.3	8.6	6.6	4.4	10.9
08	18-00	256	1.41	1.67	2.05	2.12	0.93	8.2	8.0	7.6	7.0	7.0	4.4	10.9
08	21-00	260	1.37	1.75	2.34	2.51	0.85	8.2	8.3	7.8	7.8	6.9	4.2	11.7
09	00-00	261	1.37	1.66	1.87	1.91	0.86	8.2	8.3	8.6	8.6	6.9	4.4	11.7
09	03-00	261	1.18	1.50	1.86	1.97	0.75	8.2	8.5	8.3	8.6	6.9	4.8	11.7
09	06-00	266	1.24	1.53	1.99	2.02	0.75	8.7	8.7	8.1	7.8	6.7	4.3	13.3
09	09-00	297	1.13	1.41	1.86	2.09	0.67	8.5	9.0	8.3	7.0	6.0	3.6	10.9
09	12-00	352	0.90	1.13	1.51	1.60	0.54	7.9	8.7	8.6	9.4	5.1	3.1	14.1
09	15-00	362	0.81	1.07	1.42	1.51	0.50	7.3	8.4	8.4	7.8	5.0	3.0	11.7
09	18-00	338	0.84	1.04	1.32	1.33	0.54	7.4	8.6	9.1	7.0	5.3	3.3	11.7
09	21-00	269	1.14	1.45	1.90	2.02	0.70	9.1	9.5	9.4	9.4	6.7	3.8	13.3
10	00-00	241	1.30	1.61	2.51	2.57	0.80	9.5	9.6	10.2	10.2	7.4	4.5	13.3
10	03-00	251	1.13	1.45	1.77	1.95	0.71	9.2	9.7	8.9	8.6	7.1	4.2	14.1
10	06-00	293	1.01	1.27	1.66	1.80	0.61	8.7	9.0	9.1	9.4	6.1	3.7	13.3
10	09-00	272	1.12	1.43	1.88	2.11	0.68	9.1	9.4	8.9	8.6	6.6	3.6	14.1
10	12-00	247	1.17	1.47	1.82	1.84	0.73	9.5	9.5	10.9	10.9	7.2	4.2	14.1
10	15-00	235	1.17	1.45	1.73	1.81	0.72	9.8	9.5	9.0	8.6	7.6	4.2	14.1
10	18-00	235	1.17	1.52	2.20	2.30	0.70	10.1	10.4	10.2	10.2	7.6	4.4	14.8
10	21-00	228	1.08	1.39	1.92	2.08	0.69	9.7	10.0	10.9	10.9	7.8	4.8	18.0
11	00-00	240	1.13	1.44	1.92	2.11	0.71	9.8	10.1	9.4	9.4	7.5	4.7	15.6
11	03-00	245	1.12	1.35	1.66	1.75	0.70	9.7	9.9	9.4	10.2	7.3	4.7	14.1
11	06-00	241	1.13	1.40	1.84	1.89	0.70	10.0	9.8	10.5	10.2	7.5	4.6	15.6
11	09-00	221	1.08	1.32	1.81	1.84	0.71	9.9	10.3	10.9	10.2	8.1	4.9	14.8
11	12-00	244	1.02	1.23	1.49	1.50	0.65	9.7	10.3	10.2	10.2	7.3	3.9	14.8
11	15-00	244	1.06	1.32	1.84	1.90	0.62	10.3	10.4	10.9	10.9	7.3	4.4	13.3
11	18-00	216	0.96	1.18	1.38	1.40	0.60	10.3	10.4	10.2	10.2	7.9	4.8	14.8
11	21-00	244	0.96	1.17	1.55	1.59	0.59	9.7	9.4	9.4	9.4	7.3	4.2	14.8
12	00-00	271	0.89	1.12	1.31	1.35	0.57	9.0	9.4	8.1	9.4	6.6	3.7	13.3
12	03-00	320	0.83	1.05	1.31	1.45	0.50	8.4	9.4	9.1	7.8	5.6	3.2	14.1
12	06-00	331	0.89	1.08	1.29	1.36	0.57	7.6	8.1	8.3	8.6	5.4	3.3	13.3
12	09-00	357	1.03	1.31	1.76	1.82	0.65	6.7	7.6	8.0	8.6	5.0	3.4	10.9
12	12-00	360	1.15	1.46	1.92	2.32	0.73	6.6	7.1	8.4	7.8	5.0	3.6	13.3

DIA	HORA	NA	HS (m)	H10 (m)	H100 (m)	HMAX (m)	HMED (m)	THS (s)	TH10 (s)	TH100 (s)	THMAX (s)	TZ (s)	TC (s)	TMAX (s)
12	15-00	333	1.32	1.59	2.09	2.43	0.84	7.2	7.8	6.5	7.0	5.4	3.7	12.5
12	18-00	266	1.82	2.31	2.68	2.68	1.12	9.5	9.7	8.9	10.9	6.7	4.1	15.6
12	21-00	193	2.59	3.22	4.30	4.46	1.60	13.0	12.5	11.7	13.3	9.3	5.3	19.5
13	00-00	178	2.64	3.24	3.83	4.15	1.65	13.2	14.1	13.7	13.3	10.0	5.3	19.5
13	03-00	183	2.90	3.75	5.05	5.43	1.81	12.7	13.0	14.8	15.6	9.8	5.4	18.8
13	06-00	187	2.78	3.42	4.16	4.36	1.66	13.1	13.4	13.3	11.7	9.6	4.9	19.5
13	09-00	176	3.11	3.95	5.22	5.38	1.89	13.5	13.1	12.9	12.5	10.1	5.1	18.8
13	12-00	175	3.07	3.81	5.32	6.04	1.85	14.1	13.5	14.1	13.3	10.1	4.8	19.5
13	15-00	187	3.05	3.82	5.26	5.85	1.84	13.0	13.4	12.9	13.3	9.5	4.9	19.5
13	18-00	177	3.19	3.99	5.31	5.33	1.98	12.4	12.6	12.9	12.5	10.1	5.2	18.8
13	21-00	171	3.16	4.00	4.82	4.95	1.93	13.2	13.2	12.5	11.7	10.5	5.8	20.3
14	00-00	192	2.49	3.26	4.44	4.60	1.49	12.4	13.3	14.1	13.3	9.3	5.6	17.2
14	03-00	178	2.52	3.18	4.07	4.54	1.59	11.9	12.2	12.5	12.5	10.0	5.8	16.4
14	06-00	179	2.53	3.26	3.96	4.01	1.64	12.3	12.6	12.5	11.7	10.0	5.5	17.2
14	09-00	175	2.53	3.10	3.71	3.73	1.63	12.6	12.5	12.9	12.5	10.2	6.5	17.2
14	12-00	188	2.29	2.86	3.53	3.57	1.45	12.0	11.5	12.5	12.5	9.5	6.1	16.4
14	15-00	211	1.86	2.28	2.74	2.89	1.14	11.3	11.2	10.2	10.9	8.5	5.3	16.4
14	18-00	215	1.87	2.37	3.27	3.36	1.17	11.0	11.3	11.3	12.5	8.3	4.5	15.6
14	21-00	219	1.72	2.10	2.59	2.67	1.04	10.9	11.0	12.1	11.7	8.2	4.4	15.6
15	00-00	231	1.53	1.92	2.22	2.24	0.93	10.4	10.8	9.4	10.2	7.7	4.5	15.6
15	03-00	269	1.32	1.69	2.17	2.33	0.82	9.5	10.0	8.6	7.8	6.7	3.9	14.8
15	06-00	300	1.34	1.75	2.28	2.41	0.83	8.6	9.5	10.2	9.4	6.0	3.8	12.5
15	09-00	325	1.43	1.85	2.46	3.10	0.90	7.9	8.8	8.9	8.6	5.5	3.6	14.1
15	12-00	307	1.56	1.87	2.33	2.41	0.99	8.3	8.7	8.1	8.6	5.8	3.7	14.1
15	15-00	293	1.55	1.95	2.53	2.63	1.00	7.8	9.4	9.4	8.6	6.1	4.1	13.3
15	21-00	253	1.91	2.34	2.99	3.27	1.15	10.3	10.8	11.2	10.2	7.1	4.3	17.2
16	00-00	229	2.16	2.77	3.57	3.84	1.32	10.8	12.0	10.9	11.7	7.8	4.5	16.4
16	03-00	233	1.81	2.23	2.79	2.99	1.12	10.8	11.9	10.9	10.9	7.7	4.7	16.4
16	06-00	195	2.10	2.55	3.12	3.27	1.31	12.2	12.9	11.3	12.5	9.1	5.1	18.8
16	09-00	194	2.11	2.56	3.00	3.05	1.32	12.0	11.8	10.9	12.5	9.2	5.7	16.4
16	12-00	196	1.87	2.29	2.66	2.78	1.16	12.0	12.2	12.1	13.3	9.2	5.2	17.2
16	15-00	203	1.97	2.49	2.86	2.87	1.20	11.9	12.4	11.7	13.3	8.8	4.7	16.4
16	18-00	226	1.92	2.38	3.30	3.50	1.14	11.0	11.5	12.1	11.7	7.9	4.3	15.6
16	21-00	185	2.10	2.60	3.25	3.35	1.29	12.3	12.4	12.9	11.7	9.6	5.4	18.8
17	00-00	191	1.79	2.25	3.09	3.14	1.14	11.2	11.4	11.3	10.9	9.4	5.6	17.2
17	03-00	208	1.83	2.29	2.69	2.69	1.11	11.8	12.1	12.9	13.3	8.5	4.6	15.6
17	06-00	241	1.77	2.20	2.65	2.73	1.04	10.9	11.3	10.5	11.7	7.4	4.0	15.6
17	09-00	251	1.63	2.05	2.45	2.49	0.96	10.9	11.3	11.5	12.5	7.1	3.9	16.4
17	12-00	261	1.76	2.24	2.78	3.12	1.04	10.2	10.8	10.7	10.2	6.9	3.9	15.6
17	15-00	297	1.40	1.80	2.17	2.21	0.88	8.7	10.7	9.6	12.5	6.0	3.7	13.3
17	21-00	283	1.52	1.94	2.37	2.62	0.97	9.0	9.0	10.4	11.7	6.3	3.8	15.6
18	00-00	292	1.70	2.12	2.51	2.68	1.05	8.6	10.0	11.5	10.2	6.1	3.7	14.1
18	03-00	337	1.39	1.73	2.34	2.82	0.90	7.1	7.7	6.8	6.2	5.3	3.6	12.5
18	06-00	315	1.66	2.08	2.79	3.23	1.05	7.6	8.8	10.7	13.3	5.7	3.9	13.3
18	09-00	315	1.78	2.19	2.58	2.64	1.16	7.7	8.9	7.3	6.2	5.7	4.0	14.8

DIA	HORA	NA	HS (m)	H10 (m)	H100 (m)	HMAX (m)	HMED (m)	THS (s)	TH10 (s)	TH100 (s)	THMAX (s)	TZ (s)	TC (s)	TMAX (s)
18	12-00	301	1.92	2.37	3.24	3.93	1.25	7.7	7.7	7.6	6.2	6.0	4.0	13.3
18	15-00	296	1.63	2.06	2.41	2.51	1.05	8.3	8.8	8.9	6.2	6.1	3.8	16.4
18	18-00	281	1.56	1.97	2.53	2.60	0.98	8.5	9.1	9.4	9.4	6.4	4.2	13.3
18	21-00	253	1.55	1.93	2.27	2.31	1.03	8.9	9.5	8.6	9.4	7.1	4.4	14.8
19	00-00	208	2.00	2.51	3.14	3.21	1.24	11.0	10.9	10.9	10.9	8.6	5.1	16.4
19	03-00	220	1.47	1.81	2.26	2.34	0.91	10.6	10.7	10.2	9.4	8.1	5.0	15.6
19	06-00	226	1.52	1.84	2.25	2.27	0.96	9.9	9.9	9.8	9.4	7.9	5.2	14.8
19	09-00	215	1.57	1.89	2.64	2.64	1.03	10.9	11.3	10.5	10.9	8.3	5.0	16.4
19	12-00	206	1.36	1.67	2.02	2.07	0.90	10.2	10.3	10.5	9.4	8.6	5.6	14.8
19	15-00	217	1.11	1.42	1.89	1.94	0.71	10.2	10.0	9.8	10.2	8.3	5.3	14.8
19	18-00	232	1.17	1.54	1.90	2.03	0.74	9.8	9.8	9.8	10.2	7.7	5.0	15.6
19	21-00	242	1.13	1.46	1.94	2.01	0.71	9.7	10.0	10.2	10.2	7.4	5.0	14.8
20	00-00	217	1.05	1.28	1.52	1.53	0.69	10.0	10.8	9.8	10.9	8.2	5.4	14.1
20	03-00	251	0.80	1.01	1.34	1.57	0.51	9.5	10.1	10.2	8.6	7.1	4.3	14.8
20	06-00	279	0.73	0.95	1.13	1.15	0.43	9.3	9.6	9.4	8.6	6.4	4.0	14.1
20	09-00	307	0.73	0.97	1.27	1.37	0.44	8.5	9.7	10.4	10.9	5.8	3.3	14.1
20	12-00	362	0.59	0.77	0.99	1.08	0.36	7.5	8.9	10.0	9.4	5.0	3.0	13.3
20	15-00	437	0.63	0.79	1.03	1.16	0.42	5.5	6.0	8.2	10.9	4.1	3.0	14.8
20	18-00	452	0.63	0.79	0.99	1.08	0.42	4.8	5.3	4.1	3.9	4.0	3.1	11.7
20	21-00	457	0.64	0.79	0.97	1.01	0.43	4.9	4.9	3.8	4.7	3.9	3.2	12.5
21	00-00	444	0.67	0.81	1.00	1.11	0.45	4.7	5.3	5.5	3.1	4.0	3.1	12.5
21	03-00	428	0.70	0.87	1.10	1.18	0.47	5.0	5.6	4.9	4.7	4.2	3.3	11.7
21	06-00	436	0.83	1.03	1.37	1.47	0.55	4.7	4.7	4.1	3.1	4.1	3.4	10.2
21	09-00	465	0.93	1.14	1.41	1.54	0.61	4.4	4.3	4.8	4.7	3.9	3.3	10.2
21	12-00	442	0.92	1.13	1.45	1.57	0.61	4.5	4.5	4.7	5.5	4.1	3.3	9.4
21	15-00	427	0.99	1.23	1.69	1.88	0.66	4.8	4.8	4.7	4.7	4.2	3.6	9.4
21	18-00	432	1.08	1.37	1.81	1.96	0.68	4.8	4.9	4.3	3.9	4.2	3.5	8.6
21	21-00	388	1.26	1.58	2.14	2.44	0.82	5.2	5.1	5.1	4.7	4.6	3.7	9.4
22	00-00	373	1.29	1.60	2.18	2.34	0.85	5.5	5.3	5.5	6.2	4.8	3.9	10.2
22	03-00	370	1.31	1.62	1.94	2.20	0.85	5.8	5.7	4.7	4.7	4.8	3.8	10.9
22	06-00	375	1.65	2.08	2.52	2.79	1.02	5.9	5.9	5.9	6.2	4.8	4.0	11.7
22	09-00	361	1.61	2.02	2.64	3.04	1.02	6.1	6.1	5.7	5.5	5.0	3.9	11.7
22	12-00	309	1.79	2.18	2.66	2.78	1.14	7.1	7.3	6.0	7.0	5.8	4.1	12.5
22	15-00	274	1.51	1.87	2.24	2.34	0.99	8.0	7.9	7.6	7.8	6.5	4.5	12.5
22	18-00	290	1.32	1.57	1.87	2.01	0.85	7.3	7.3	7.3	6.2	6.2	4.5	12.5
22	21-00	293	1.34	1.71	2.07	2.12	0.82	7.5	7.6	7.6	8.6	6.1	4.3	12.5
23	00-00	261	1.19	1.46	1.88	1.94	0.77	8.3	8.3	8.6	7.8	6.9	5.0	14.1
23	03-00	243	1.43	1.80	2.41	2.61	0.91	8.4	8.2	8.2	8.6	7.4	5.1	13.3
23	06-00	293	1.29	1.56	1.91	2.13	0.82	8.1	8.5	9.1	9.4	6.1	3.9	12.5
23	09-00	329	1.16	1.49	1.87	1.92	0.72	7.4	8.1	9.1	10.9	5.5	3.6	11.7
23	12-00	373	1.09	1.35	1.68	1.84	0.70	6.4	6.9	5.7	6.2	4.8	3.3	12.5
23	15-00	383	1.10	1.36	1.73	1.80	0.72	6.0	6.0	7.0	5.5	4.7	3.4	10.9
23	18-00	377	1.19	1.46	1.96	2.18	0.76	5.8	6.0	5.3	4.7	4.8	3.9	10.2
23	21-00	381	1.05	1.31	1.58	1.65	0.68	5.8	5.8	5.1	4.7	4.7	3.7	11.7
24	00-00	404	1.02	1.27	1.55	1.81	0.68	5.4	5.5	5.7	6.2	4.4	3.6	10.9

DIA	HORA	NA	HS (m)	H10 (m)	H100 (m)	HMAX (m)	HMED (m)	THS (s)	TH10 (s)	TH100 (s)	THMAX (s)	TZ (s)	TC (s)	TMAX (s)
24	03-00	387	1.28	1.58	2.15	2.31	0.86	5.3	5.0	5.1	4.7	4.6	3.8	10.2
24	06-00	364	1.61	1.92	2.28	2.37	1.02	5.8	5.8	5.7	5.5	4.9	4.0	9.4
24	09-00	343	2.11	2.66	3.22	3.33	1.35	6.0	6.0	5.5	5.5	5.2	4.3	9.4
24	12-00	297	2.31	2.84	3.79	4.26	1.51	6.9	6.9	6.8	7.0	6.0	4.6	10.9
24	15-00	293	2.31	2.85	3.64	3.75	1.46	7.6	7.9	8.1	7.8	6.1	4.4	10.9
24	18-00	283	2.41	2.91	3.50	3.72	1.58	8.0	7.9	8.1	5.5	6.3	4.4	12.5
24	21-00	273	3.08	3.91	5.42	6.43	1.95	8.4	8.4	7.6	7.8	6.6	4.6	12.5
25	00-00	249	3.70	4.53	5.76	5.92	2.35	8.7	8.6	8.6	7.8	7.2	4.9	14.1
25	03-00	236	3.77	4.66	6.44	6.82	2.34	9.4	9.7	10.2	10.2	7.6	5.2	14.8
25	06-00	225	3.21	3.95	4.97	5.00	1.98	10.4	10.3	10.2	10.2	8.0	5.1	14.8
25	09-00	234	2.76	3.46	4.17	4.29	1.75	9.9	10.0	9.8	10.2	7.7	5.5	13.3
25	12-00	237	2.44	3.02	3.41	3.41	1.51	9.6	10.0	10.9	10.9	7.5	5.0	14.8
25	15-00	236	2.41	2.95	3.67	4.02	1.54	9.2	9.7	9.8	9.4	7.5	5.2	14.1
25	18-00	248	1.99	2.47	3.18	3.19	1.26	9.2	9.4	10.2	9.4	7.2	4.9	14.1
25	21-00	253	2.10	2.58	3.09	3.16	1.25	9.7	9.9	10.2	10.2	7.1	4.5	14.1
26	00-00	286	1.79	2.27	3.16	3.48	1.09	8.5	8.6	8.9	8.6	6.3	4.0	13.3
26	06-00	261	1.68	2.11	2.50	2.67	1.07	8.7	9.1	8.6	8.6	6.8	4.6	12.5
26	09-00	284	1.38	1.69	2.16	2.23	0.88	7.6	8.3	8.3	7.8	6.3	4.5	12.5
26	12-00	288	1.57	1.90	2.24	2.27	0.99	8.4	9.2	8.6	7.8	6.2	4.0	13.3
26	15-00	305	1.77	2.20	2.75	2.87	1.13	7.9	8.1	9.1	9.4	5.9	4.1	12.5
26	18-00	288	2.32	2.99	3.93	4.02	1.49	8.2	9.1	10.4	11.7	6.2	4.3	12.5
26	21-00	252	3.09	3.86	4.99	5.47	1.93	9.5	9.8	11.2	11.7	7.1	4.8	16.4
27	00-00	228	3.45	4.13	4.84	4.93	2.24	9.8	10.6	10.2	10.2	7.9	5.0	14.1
27	03-00	228	4.09	5.14	7.43	8.70	2.59	10.2	10.8	9.8	10.2	7.8	5.2	14.8
27	06-00	226	4.25	5.36	7.44	7.65	2.58	9.9	10.3	10.5	10.2	7.9	5.3	16.4
27	09-00	223	4.30	5.20	6.57	6.74	2.66	10.2	10.6	11.7	10.9	8.0	5.4	14.8
27	12-00	197	4.49	5.59	6.67	6.84	2.85	11.4	11.2	10.9	10.9	9.1	5.6	16.4
27	12-40	202	4.61	5.76	7.13	7.24	2.76	11.1	11.2	10.9	10.9	8.8	5.3	17.2
27	13-21	199	4.76	6.09	7.83	7.95	2.99	11.5	11.8	11.3	11.7	9.0	5.6	17.2
27	14-22	187	5.01	6.35	7.53	7.57	3.18	11.5	11.6	11.3	11.7	9.6	5.6	21.1
27	14-53	194	5.06	6.56	8.06	8.15	3.10	11.5	11.6	11.7	10.9	9.2	5.6	18.0
27	15-23	188	5.48	6.93	8.59	8.68	3.32	12.2	12.5	12.1	10.2	9.5	5.9	17.2
27	15-54	188	4.88	5.91	7.09	7.16	3.09	12.1	11.9	10.9	10.2	9.5	5.5	16.4
27	16-34	178	5.39	6.41	7.24	7.37	3.39	12.7	12.5	13.7	13.3	10.1	5.7	17.2
27	17-05	182	5.57	7.06	9.06	9.30	3.56	12.9	12.8	13.7	14.1	9.8	6.2	18.0
27	17-35	184	5.70	7.27	9.07	9.85	3.46	12.7	13.4	12.9	11.7	9.7	5.9	19.5
27	18-06	189	5.04	6.39	8.61	9.33	3.09	12.9	13.2	12.9	13.3	9.4	5.4	20.3
27	18-36	183	5.58	7.00	9.12	9.71	3.48	12.2	13.5	13.3	13.3	9.7	6.0	18.8
27	19-07	166	5.11	6.30	7.43	7.59	3.43	13.4	13.1	13.7	14.1	10.7	5.8	19.5
27	19-37	170	5.32	6.69	8.86	9.39	3.34	13.2	13.3	14.5	13.3	10.5	5.8	18.0
27	20-07	168	5.65	6.66	8.34	8.60	3.68	13.2	13.0	13.7	14.1	10.6	6.0	19.5
27	20-38	189	4.94	6.18	8.17	9.61	3.03	12.6	12.9	10.9	10.9	9.4	5.7	18.0
27	21-08	175	5.03	6.08	7.32	7.76	3.22	13.0	13.2	13.7	13.3	10.2	5.7	18.8
27	21-39	179	4.98	6.44	7.59	8.07	3.00	12.9	13.2	14.5	14.1	10.0	5.8	18.8
27	22-09	173	4.80	5.70	6.94	7.34	3.12	12.6	12.9	12.1	12.5	10.3	5.7	19.5

DIA	HORA	NA	HS (m)	H10 (m)	H100 (m)	HMAX (m)	HMED (m)	THS (s)	TH10 (s)	TH100 (s)	THMAX (s)	TZ (s)	TC (s)	TMAX (s)
27	23-00	169	5.48	6.63	8.37	9.72	3.36	13.6	13.3	13.3	12.5	10.5	5.9	18.8
27	23-31	178	5.03	6.35	8.28	8.56	3.07	13.1	12.5	11.7	11.7	10.1	5.8	18.0
28	00-01	178	4.76	6.00	7.52	7.60	3.01	12.9	12.7	13.7	14.1	10.0	5.8	18.0
28	00-42	175	5.19	6.45	7.86	8.01	3.15	12.9	12.6	14.1	13.3	10.2	6.2	20.3
28	01-12	167	5.02	6.28	7.97	8.10	3.22	13.5	14.0	12.5	13.3	10.7	6.1	19.5
28	01-43	185	4.38	5.54	6.44	6.45	2.67	13.1	13.2	12.1	13.3	9.6	5.7	17.2
28	02-44	171	4.48	5.67	7.52	7.85	2.83	13.6	13.4	12.9	13.3	10.5	5.6	19.5
28	06-00	179	3.63	4.73	5.90	5.94	2.25	12.6	12.8	13.3	13.3	10.0	5.7	17.2
28	09-00	185	3.46	4.50	5.99	6.11	2.16	12.9	12.5	12.9	13.3	9.7	5.6	18.0

DIA	HORA	NA	HS (m)	H10 (m)	H100 (m)	HMAX (m)	HMED (m)	THS (s)	TH10 (s)	TH100 (s)	THMAX (s)	TZ (s)	TC (s)	TMAX (s)
01	00-00	129	2.22	2.78	3.31	3.31	1.33	11.2	11.5	10.2	10.2	8.8	5.4	15.6
01	03-00	199	2.39	3.01	3.53	3.71	1.48	11.0	10.7	11.3	11.7	9.0	5.8	15.6
01	06-00	201	2.34	2.95	4.04	4.05	1.42	11.3	11.6	10.5	10.9	8.9	5.7	14.8
01	09-00	203	2.07	2.61	3.05	3.17	1.28	11.5	11.3	12.5	11.7	8.8	5.9	16.4
01	12-00	207	2.03	2.57	3.47	3.53	1.27	11.2	11.3	11.7	12.5	8.7	6.0	17.2
01	15-00	187	2.74	3.38	4.10	4.21	1.68	11.8	12.1	11.7	11.7	9.5	6.3	17.2
01	18-00	174	2.78	3.39	4.16	4.21	1.76	12.2	12.7	12.9	12.5	10.3	6.0	17.2
01	21-00	164	2.93	3.67	4.39	4.55	1.84	13.5	13.2	13.3	13.3	10.9	6.1	18.0
02	00-00	98	2.33	2.77	3.04	3.04	1.47	12.0	11.7	11.7	11.7	9.4	5.4	18.0
03	00-00	185	2.40	3.03	3.86	4.08	1.51	12.6	12.6	12.9	12.5	9.6	5.3	18.0
03	03-00	189	2.58	3.18	3.66	3.66	1.61	12.3	12.1	12.5	10.9	9.5	5.0	18.0
03	06-00	218	2.44	3.18	4.07	4.19	1.50	11.3	12.3	10.9	10.2	8.2	4.3	15.6
03	09-00	258	2.27	2.80	3.35	3.66	1.35	10.6	11.5	11.7	11.7	6.9	4.2	14.8
03	18-00	258	3.17	4.03	5.36	6.09	1.98	9.0	9.0	8.9	10.2	6.9	4.7	15.6
03	21-00	267	2.57	3.24	3.58	3.60	1.57	8.8	8.9	7.8	6.2	6.7	4.5	15.6
04	00-00	257	2.52	3.20	4.19	4.87	1.60	9.2	9.4	9.4	10.2	7.0	4.7	14.1
04	06-00	255	2.81	3.47	4.46	4.95	1.78	9.1	9.6	8.6	10.2	7.0	4.6	14.8
04	09-00	244	2.88	3.68	4.73	5.05	1.71	10.1	10.4	10.2	10.9	7.3	4.7	14.8
04	15-00	228	2.47	3.02	3.86	4.20	1.54	10.2	10.7	10.5	10.2	7.9	5.0	14.1
04	18-00	206	2.28	2.81	3.65	3.74	1.48	11.0	10.9	10.9	10.9	8.7	5.1	15.6
04	21-00	203	2.18	2.70	3.62	3.89	1.40	10.6	10.5	9.8	10.2	8.8	5.5	15.6
05	00-00	207	2.20	2.71	3.46	3.53	1.40	10.3	10.2	9.4	8.6	8.6	5.6	13.3
05	03-00	222	1.81	2.27	3.15	3.43	1.10	10.2	10.2	10.2	9.4	8.1	5.1	14.1
05	06-00	216	1.98	2.43	2.93	2.94	1.29	9.9	10.0	8.6	7.8	8.3	5.0	16.4
05	09-00	239	1.61	1.99	2.49	2.58	1.01	9.8	10.2	9.0	8.6	7.5	4.5	14.1
05	12-00	231	1.66	2.13	2.71	2.72	1.01	10.3	10.6	10.2	10.9	7.7	4.8	14.8
05	15-00	231	1.50	1.84	2.22	2.25	0.97	9.8	9.5	9.4	7.8	7.7	4.6	14.8
05	18-00	249	1.48	1.86	2.47	2.49	0.91	9.9	10.5	10.9	10.2	7.2	4.2	14.8
05	21-00	223	1.77	2.20	2.52	2.53	1.05	11.1	11.3	9.8	10.9	8.0	4.4	15.6
06	00-00	196	1.83	2.27	2.78	2.78	1.16	11.9	12.1	11.3	9.4	9.1	5.2	16.4
06	03-00	177	2.33	2.91	3.47	3.56	1.48	12.0	12.1	10.9	10.2	10.1	5.9	17.2
06	06-00	178	2.16	2.73	3.44	3.81	1.41	12.1	11.8	12.5	11.7	10.0	5.7	18.0
06	09-00	190	2.16	2.72	3.21	3.22	1.30	11.9	12.1	12.9	14.1	9.4	5.4	18.8
06	12-00	186	2.13	2.59	3.03	3.07	1.34	11.8	12.3	11.7	12.5	9.6	5.2	15.6
06	15-00	215	1.98	2.50	3.06	3.18	1.15	11.3	11.4	11.3	10.9	8.3	4.3	18.0
06	18-00	214	2.26	2.95	3.85	4.04	1.31	11.9	12.4	12.1	12.5	8.4	4.9	16.4
06	21-00	217	1.98	2.40	3.12	3.25	1.25	11.2	10.7	10.5	11.7	8.3	4.5	16.4
07	00-00	225	2.07	2.57	3.09	3.10	1.25	11.5	11.5	11.7	12.5	7.9	4.3	15.6
07	03-00	244	2.00	2.51	3.12	3.24	1.19	10.9	11.5	9.8	10.2	7.3	4.0	14.8
07	06-00	235	2.24	2.80	3.40	3.56	1.40	10.6	11.0	11.3	12.5	7.6	4.3	14.8
07	09-00	250	2.29	2.97	3.91	4.17	1.45	9.9	11.0	10.7	10.2	7.2	4.4	14.8
07	12-00	254	2.28	2.85	3.43	3.46	1.40	9.8	10.1	10.9	10.9	7.0	4.2	14.8
07	15-00	261	2.27	2.77	3.36	3.47	1.38	9.8	10.3	10.2	10.2	6.9	4.4	14.1
07	18-00	243	2.43	3.05	4.45	4.68	1.51	9.6	10.3	10.5	10.2	7.4	4.6	14.8
07	21-00	234	2.62	3.32	4.18	4.36	1.62	10.4	11.2	12.1	11.7	7.6	5.0	14.8

DIA	HORA	NA	HS (m)	H10 (m)	H100 (m)	HMAX (m)	HMED (m)	THS (s)	TH10 (s)	TH100 (s)	THMAX (s)	TZ (s)	TC (s)	TMAX (s)
08	00-00	235	2.38	2.94	3.34	3.39	1.49	10.2	11.0	10.5	10.9	7.6	4.8	14.8
08	03-00	260	2.11	2.61	3.11	3.18	1.29	9.6	10.0	9.6	11.7	6.9	4.3	14.8
08	06-00	237	2.46	3.34	4.70	4.81	1.45	10.7	11.0	10.5	10.9	7.6	4.5	14.8
08	09-00	234	2.17	2.66	3.34	3.56	1.38	10.3	10.8	10.5	11.7	7.6	4.8	15.6
08	12-00	231	2.10	2.71	3.30	3.44	1.34	10.3	10.7	10.9	10.9	7.7	4.6	14.8
08	15-00	236	1.93	2.41	3.04	3.11	1.24	9.9	10.9	11.7	11.7	7.6	4.5	14.1
08	18-00	243	1.97	2.48	3.12	3.38	1.22	9.7	10.2	9.8	9.4	7.3	4.5	14.1
08	21-00	239	1.71	2.26	3.12	3.54	1.07	9.6	10.0	9.8	9.4	7.5	4.8	13.3
09	00-00	248	1.60	1.98	2.47	2.57	0.98	9.6	9.8	10.2	10.2	7.2	4.8	14.1
09	03-00	240	1.58	2.04	2.79	2.85	0.99	9.1	9.2	10.2	10.2	7.5	4.5	14.8
09	06-00	231	1.51	1.87	2.09	2.10	0.93	9.3	9.4	9.4	10.9	7.8	5.5	14.1
09	09-00	240	1.49	1.87	2.42	2.51	0.94	9.2	9.3	10.2	10.2	7.5	4.7	13.3
09	12-00	247	1.20	1.53	1.86	1.87	0.75	9.1	8.8	8.2	8.6	7.3	4.7	13.3
09	15-00	248	1.25	1.58	2.16	2.34	0.78	9.2	9.2	9.4	9.4	7.2	4.0	14.1
09	18-00	253	1.27	1.58	1.85	1.90	0.80	9.2	9.6	8.9	8.6	7.1	4.0	14.8
09	21-00	257	1.28	1.61	2.13	2.45	0.78	9.1	9.8	8.9	9.4	7.0	3.9	15.6
10	00-00	270	1.22	1.46	1.89	2.08	0.77	8.8	8.9	9.6	10.2	6.6	3.9	14.1
10	03-00	289	1.16	1.45	1.78	1.82	0.71	8.9	9.2	8.1	8.6	6.2	3.6	13.3
10	06-00	253	1.07	1.35	1.71	1.81	0.67	8.5	9.2	8.3	8.6	5.9	3.6	13.3
10	09-00	297	1.27	1.60	2.06	2.19	0.77	8.4	9.1	9.6	10.2	6.0	3.7	12.5
10	12-00	370	1.07	1.39	1.88	1.96	0.66	6.4	7.1	8.2	7.8	4.8	3.4	11.7
10	15-00	369	1.04	1.27	1.62	2.01	0.68	6.6	7.6	6.6	5.5	4.9	3.5	10.9
10	18-00	354	1.03	1.31	1.67	1.92	0.66	6.9	7.7	8.8	8.6	5.1	3.4	11.7
10	21-00	388	1.13	1.36	1.67	1.77	0.73	6.0	6.1	6.1	8.6	4.6	3.4	11.7
11	00-00	382	1.17	1.40	1.70	1.85	0.76	5.6	6.0	5.1	5.5	4.7	3.6	10.9
11	03-00	405	1.23	1.55	1.96	2.00	0.78	5.5	5.4	5.7	6.2	4.4	3.6	14.8
11	06-00	381	1.33	1.66	2.07	2.23	0.86	5.5	5.5	6.1	7.8	4.7	3.6	10.9
11	09-00	375	1.68	2.16	2.69	2.79	1.03	5.7	5.8	5.5	5.5	4.8	3.8	12.5
11	12-00	336	1.79	2.21	2.90	2.94	1.14	6.1	6.1	4.9	4.7	5.3	4.1	14.1
11	15-00	328	1.77	2.14	2.93	3.05	1.19	6.2	6.3	5.5	4.7	5.5	4.3	11.7
11	18-00	308	1.83	2.24	2.82	2.96	1.20	6.6	6.4	6.8	7.0	5.8	4.3	14.8
12	00-00	330	1.90	2.44	3.17	3.35	1.18	6.5	6.4	6.5	7.0	5.4	4.1	10.9
12	03-00	312	2.16	2.63	3.23	3.51	1.42	6.7	6.6	7.0	5.5	5.7	4.4	14.1
12	06-00	301	2.15	2.73	3.48	3.55	1.39	7.2	7.2	7.8	7.8	5.9	4.2	12.5
12	09-00	229	2.74	3.40	4.35	4.48	1.68	11.0	12.3	14.5	14.8	7.8	4.8	18.0
12	12-00	208	3.33	4.21	5.51	5.59	2.02	11.6	12.3	13.7	13.3	8.6	5.5	17.2
12	15-00	196	3.03	3.57	4.01	4.01	1.89	12.7	13.0	13.7	14.1	9.1	5.1	18.8
12	18-00	210	2.79	3.39	4.54	4.70	1.75	11.4	12.0	12.1	10.9	8.5	5.3	15.6
12	21-00	201	2.74	3.33	4.10	4.15	1.81	11.3	11.1	9.8	8.6	8.9	5.5	16.4
13	00-00	205	3.07	3.87	4.66	4.72	1.87	11.7	11.9	11.7	10.9	8.8	5.6	16.4
13	03-00	201	2.90	3.59	5.18	5.29	1.88	10.9	10.9	10.9	10.9	8.9	5.2	16.4
13	06-00	229	2.31	2.91	3.59	3.78	1.48	9.8	10.0	9.8	10.2	7.8	4.6	14.8
13	09-00	243	2.10	2.55	3.28	3.56	1.32	9.6	9.6	10.2	10.2	7.4	4.6	14.1
13	12-00	286	1.91	2.43	3.00	3.23	1.19	8.5	9.3	11.2	10.2	6.3	4.1	13.3
13	15-00	284	1.97	2.41	3.07	3.55	1.21	8.6	8.9	9.6	10.9	6.3	4.1	13.3

DIA	HORA	NA	HS (m)	H10 (m)	H100 (m)	HMAX (m)	HMED (m)	THS (s)	TH10 (s)	TH100 (s)	THMAX (s)	TZ (s)	TC (s)	TMAX (s)
13	18-00	316	1.82	2.26	2.62	2.67	1.14	7.3	7.2	7.8	7.8	5.7	4.1	12.5
13	21-00	320	1.94	2.40	3.22	3.69	1.23	6.9	6.8	7.8	7.8	5.6	4.2	11.7
14	00-00	312	2.16	2.62	3.23	3.43	1.37	7.0	7.4	7.0	5.5	5.7	4.5	12.5
14	03-00	301	2.44	3.00	3.82	3.96	1.55	7.3	7.7	7.6	9.4	5.9	4.4	11.7
14	06-00	286	2.92	3.68	4.94	5.33	1.83	7.7	7.4	7.3	7.0	6.3	4.6	14.1
14	12-00	244	3.03	3.74	4.64	4.96	1.97	8.2	8.8	7.8	8.6	7.3	5.0	12.5
14	15-00	255	3.02	3.78	4.76	5.40	1.86	8.9	9.6	9.6	10.9	7.0	4.8	14.1
14	18-00	256	2.92	3.54	4.75	5.11	1.82	9.0	8.9	8.6	9.4	7.0	4.6	14.8
14	21-00	271	3.16	3.79	4.57	4.69	2.03	8.6	9.7	7.0	6.2	6.6	4.8	14.8
15	00-00	265	3.42	4.28	5.23	5.58	2.23	8.5	8.7	9.6	8.6	6.8	5.2	14.1
15	03-00	259	3.92	4.99	6.35	7.60	2.40	8.9	8.9	8.3	9.4	6.9	5.0	14.1
15	06-00	225	3.73	4.58	5.79	6.01	2.52	9.2	9.8	10.5	10.2	8.0	5.2	15.6
15	09-00	213	4.78	6.31	8.02	8.22	2.98	10.8	10.6	10.5	10.9	8.4	5.7	14.8
15	09-40	193	5.76	7.23	8.73	9.18	3.55	11.3	11.9	11.3	10.9	9.3	6.1	16.4
15	10-11	189	5.46	6.41	7.24	7.39	3.49	11.6	11.5	10.9	10.9	9.4	6.0	18.8
15	10-41	170	6.50	8.33	9.50	9.53	4.03	13.1	13.0	13.3	14.1	10.5	6.2	21.9
15	11-12	167	7.44	8.93	10.69	11.21	4.43	14.1	13.4	12.5	14.1	10.7	6.5	20.3
15	11-42	158	7.89	9.76	11.41	11.57	4.77	14.7	14.2	14.5	15.6	11.3	6.5	22.7
15	12-12	150	7.88	9.70	10.97	11.56	5.02	14.8	15.1	14.8	16.4	11.9	6.8	21.1
15	12-43	161	7.61	10.14	13.80	15.59	4.68	14.4	15.0	13.3	14.8	11.1	6.6	19.5
15	13-13	151	7.43	9.26	12.55	13.31	4.89	14.9	14.9	14.5	14.1	11.8	6.6	21.1
15	13-44	144	8.83	10.77	13.72	13.72	5.54	14.4	15.3	17.2	17.2	12.3	6.8	21.9
15	14-14	170	7.37	9.35	13.68	13.85	4.51	14.3	14.3	15.6	17.2	10.5	6.3	21.9
15	14-44	162	7.78	9.30	12.20	13.81	4.79	14.4	14.2	14.8	14.1	11.0	6.3	20.3
15	15-36	163	7.67	9.72	12.23	12.90	4.74	13.9	14.0	14.5	14.8	10.9	6.6	18.8
15	16-09	172	7.32	8.90	10.42	10.88	4.49	13.9	14.6	16.0	15.6	10.4	6.3	18.8
15	16-40	180	7.16	8.88	11.21	11.29	4.33	12.3	12.9	12.1	13.3	9.9	6.4	18.8
15	17-10	176	7.38	9.02	11.64	11.85	4.63	12.8	13.2	12.9	12.5	10.1	6.4	18.8
15	17-41	186	6.62	8.45	11.68	12.93	4.00	12.3	12.7	13.3	12.5	9.6	5.8	18.8
15	18-11	212	5.21	6.89	8.08	8.13	2.94	11.6	13.3	10.9	12.5	8.4	5.7	17.2
15	18-58	208	4.66	6.62	8.49	8.55	2.70	11.0	11.8	10.9	9.4	8.6	5.4	16.4
15	19-28	193	5.66	7.77	11.37	12.89	3.10	11.6	11.7	12.5	11.7	9.2	5.5	20.3
15	20-29	183	6.14	7.90	9.75	9.96	3.85	13.0	13.0	13.7	13.3	9.8	5.9	18.8
15	21-35	190	5.89	7.26	8.24	8.26	3.67	12.8	12.7	14.1	14.1	9.4	5.4	18.8
15	22-35	197	5.34	6.28	7.09	7.10	3.46	11.6	11.9	11.3	10.9	9.0	5.8	18.0
15	23-36	199	5.31	6.78	8.83	8.93	3.27	11.9	11.6	11.7	11.7	9.0	5.6	18.0
16	00-06	195	5.28	6.59	7.84	7.85	3.30	11.8	12.1	12.1	11.7	9.2	5.4	18.0
16	00-37	191	5.53	7.09	8.59	8.66	3.43	12.0	12.5	12.1	11.7	9.3	5.6	18.0
16	01-07	196	5.42	6.78	9.36	10.10	3.45	11.5	12.1	11.7	10.2	9.1	5.8	15.6
16	01-37	190	5.13	6.24	7.75	8.50	3.30	11.1	11.2	10.9	13.3	9.4	5.8	19.5
16	02-08	186	5.95	7.59	9.24	9.37	3.70	11.8	11.3	11.7	11.7	9.6	5.9	17.2
16	02-38	197	5.56	6.75	7.47	7.58	3.48	11.6	11.9	13.3	13.3	9.1	6.2	16.4
16	03-09	201	5.41	6.96	8.56	8.62	3.44	10.9	11.6	11.3	9.4	8.9	5.8	18.0
16	03-39	198	5.47	6.73	8.61	9.78	3.41	11.4	11.2	12.5	11.7	9.0	5.6	17.2
16	04-10	191	5.57	6.74	9.24	9.93	3.64	11.5	12.0	12.1	12.5	9.3	5.7	15.6

DIA	HORA	NA	HS (m)	H10 (m)	H100 (m)	HMAX (m)	HMED (m)	THS (s)	TH10 (s)	TH100 (s)	THMAX (s)	TZ (s)	TC (s)	TMAX (s)
16	04-40	193	6.02	7.28	10.32	11.45	3.68	11.6	11.7	11.7	11.7	9.2	5.8	17.2
16	05-10	197	5.77	7.16	8.57	8.59	3.59	11.6	11.7	11.3	11.7	9.1	5.7	17.2
16	05-41	198	5.39	6.66	8.71	9.28	3.34	11.8	11.8	11.3	12.5	9.0	5.6	17.2
16	06-11	211	5.01	6.15	7.76	8.63	2.99	11.2	11.3	11.3	11.7	8.5	5.3	17.2
16	06-52	206	4.76	5.53	6.45	6.75	3.05	11.0	10.6	13.3	13.3	8.7	5.6	16.4
16	07-44	206	5.03	6.34	8.82	9.33	3.02	11.4	11.9	10.9	10.2	8.7	5.4	15.6
16	08-14	187	5.59	6.84	8.45	8.56	3.50	11.9	11.6	12.1	12.5	9.5	5.8	16.4
16	08-45	198	4.93	6.47	8.27	8.45	3.10	11.3	11.7	11.7	12.5	9.0	5.8	15.6
16	11-22	212	4.56	5.95	7.86	8.01	2.84	10.7	11.4	11.3	11.7	8.4	5.3	14.8
16	12-00	219	4.01	4.94	6.63	7.16	2.54	10.7	11.0	11.3	10.2	8.2	5.1	18.0
16	15-00	224	3.46	4.16	5.72	5.99	2.22	10.0	10.5	9.8	10.2	8.0	5.1	14.1
16	18-00	223	3.68	4.49	5.59	5.72	2.40	10.0	9.8	10.5	10.9	8.0	5.2	15.6
16	21-00	241	3.44	4.32	5.41	5.47	2.13	9.6	9.7	10.2	9.4	7.4	5.2	13.3
17	00-00	229	3.15	3.73	4.48	4.55	2.00	9.9	10.2	10.5	10.9	7.8	4.8	14.1
17	03-00	257	2.70	3.32	4.24	4.75	1.69	9.2	9.1	9.1	9.4	7.0	4.5	14.8
17	06-00	242	3.35	4.03	4.85	4.89	2.09	9.0	9.2	9.4	10.2	7.4	5.2	12.5
17	09-00	225	2.61	3.22	4.38	4.85	1.69	9.4	9.7	9.0	8.6	8.0	4.8	13.3
17	12-00	237	2.38	2.99	4.38	5.03	1.53	9.3	9.5	8.6	8.6	7.5	5.1	12.5
17	15-00	264	2.08	2.62	3.25	3.30	1.29	8.9	9.0	9.6	9.4	6.8	4.4	12.5
17	18-00	281	1.88	2.37	2.90	3.35	1.19	8.1	8.4	8.9	8.6	6.4	4.2	11.7
17	21-00	305	1.74	2.17	2.49	2.65	1.08	7.8	8.3	8.3	8.6	5.9	4.4	11.7
18	00-00	306	1.45	1.81	2.29	2.42	0.89	7.9	8.3	7.6	9.4	5.9	4.1	11.7
18	03-00	302	1.25	1.54	1.89	1.95	0.78	7.4	7.3	6.8	7.0	5.7	3.7	13.3
18	06-00	293	1.16	1.45	2.09	2.13	0.74	7.4	7.8	7.3	7.0	6.1	4.2	12.5
18	09-00	308	1.12	1.41	1.87	1.95	0.71	7.4	7.8	7.6	7.8	5.8	4.1	14.1
18	12-00	327	1.09	1.37	1.79	2.01	0.69	7.3	7.4	7.6	8.6	5.5	3.8	11.7
18	15-00	338	1.07	1.34	1.76	1.90	0.68	7.1	6.8	6.2	7.0	5.3	3.6	11.7
18	18-00	352	1.01	1.23	1.54	1.62	0.64	6.6	7.3	7.4	8.6	5.1	3.7	14.1
18	21-00	330	0.85	1.03	1.20	1.22	0.55	7.0	7.0	8.6	10.2	5.4	3.9	11.7
19	00-00	314	0.93	1.16	1.48	1.57	0.59	7.8	8.7	9.1	12.5	5.7	3.8	13.3
19	03-00	284	1.11	1.37	1.81	1.92	0.72	8.6	9.7	8.9	9.4	6.3	3.9	13.3
19	06-00	325	1.20	1.51	1.99	2.23	0.73	7.8	8.6	9.4	9.4	5.5	3.7	13.3
19	09-00	317	1.16	1.43	1.88	1.97	0.75	7.6	8.3	9.6	9.4	5.7	3.8	12.5
19	12-00	321	1.34	1.65	2.11	2.27	0.86	7.7	8.9	8.9	8.6	5.6	3.8	13.3
19	15-00	302	1.52	1.93	2.39	2.44	0.95	8.6	9.1	9.9	8.6	5.9	3.7	14.1
19	18-00	308	1.78	2.21	2.72	2.79	1.12	7.8	8.3	8.3	9.4	5.8	4.0	13.3
19	21-00	301	1.73	2.24	3.06	3.21	1.04	7.7	8.4	9.1	7.8	6.0	4.2	14.1
20	00-00	302	1.70	2.16	2.58	2.79	1.04	8.3	8.6	8.1	9.4	5.9	4.0	15.6
20	03-00	276	1.79	2.13	2.56	2.74	1.12	8.9	10.0	11.2	11.7	6.5	4.3	14.8
20	09-00	275	1.58	2.06	2.74	2.98	0.97	9.0	10.0	9.9	8.6	6.5	4.2	15.6
20	12-00	259	1.50	1.83	2.30	2.56	0.93	10.0	10.5	10.2	7.8	6.9	4.0	14.8
20	15-00	265	1.38	1.72	2.37	2.52	0.86	9.1	9.8	10.2	10.2	6.7	3.9	14.1
20	18-00	262	1.39	1.78	2.28	2.41	0.83	9.8	10.5	10.9	11.7	6.8	4.1	14.1
20	21-00	262	1.20	1.49	1.95	2.07	0.74	9.6	10.0	10.7	9.4	6.8	4.0	14.8
21	00-00	245	1.07	1.35	1.90	1.96	0.67	9.6	10.6	10.9	10.2	7.3	4.3	14.8

DIA	HORA	NA	HS (m)	H10 (m)	H100 (m)	HMAX (m)	HMED (m)	THS (s)	TH10 (s)	TH100 (s)	THMAX (s)	TZ (s)	TC (s)	TMAX (s)
21	03-00	258	0.88	1.15	1.37	1.46	0.53	9.5	9.4	9.4	10.2	6.9	4.0	14.1
21	06-00	354	0.80	1.03	1.36	1.54	0.49	7.6	8.5	8.2	8.6	5.1	3.4	13.3
21	09-00	380	0.89	1.11	1.47	1.81	0.58	6.7	7.9	9.0	10.9	4.7	3.1	13.3
21	12-00	393	1.06	1.37	1.63	1.70	0.69	5.8	6.5	5.3	7.0	4.6	3.5	11.7
21	15-00	362	1.62	2.03	2.78	2.89	1.05	5.8	5.6	5.5	5.5	5.0	3.8	10.9
21	18-00	328	1.94	2.37	2.78	2.92	1.26	6.5	6.7	6.8	5.5	5.4	4.2	10.2
21	21-00	286	2.51	3.01	3.84	4.00	1.67	7.3	7.3	7.3	7.0	6.3	4.6	11.7
22	00-00	282	2.75	3.36	4.00	4.12	1.77	7.5	7.9	7.8	7.0	6.4	4.7	10.9
22	03-00	280	3.09	4.05	5.26	5.55	1.91	7.9	7.8	8.1	7.8	6.4	4.8	13.3
22	06-00	265	3.47	4.43	5.28	5.44	2.13	8.1	8.0	8.1	8.6	6.8	5.1	11.7
22	09-00	272	2.78	3.40	4.21	4.77	1.75	8.1	7.9	8.1	8.6	6.6	4.7	11.7
22	12-00	276	3.09	3.83	4.57	4.65	1.94	7.8	7.9	7.8	7.8	6.5	4.7	11.7
22	15-00	272	3.05	3.87	4.77	4.88	1.89	8.2	8.5	7.3	7.8	6.6	4.8	11.7
22	18-00	269	3.26	4.18	5.49	6.19	2.00	8.6	8.5	7.6	7.0	6.7	4.8	12.5
23	00-00	248	4.11	5.02	6.60	7.27	2.59	8.8	8.6	8.6	7.8	7.2	5.3	13.3
23	02-05	254	4.21	5.44	7.21	7.48	2.65	8.5	8.6	9.9	10.9	7.1	5.3	13.3
23	02-56	219	5.46	6.68	8.60	8.61	3.57	9.8	9.9	9.8	9.4	8.2	5.7	14.1
23	03-26	216	5.68	6.81	8.40	8.57	3.62	10.0	9.6	9.4	9.4	8.3	6.0	14.1
23	03-57	207	5.64	6.76	8.06	8.15	3.69	10.1	10.2	10.5	10.9	8.6	5.8	15.6
23	04-27	212	6.40	8.09	9.54	9.62	3.85	10.4	10.5	12.1	12.5	8.4	6.0	14.8
23	04-57	208	5.94	7.65	9.61	9.64	3.77	10.0	10.2	11.3	12.5	8.6	5.9	15.6
23	05-28	206	6.12	7.54	10.15	10.46	3.91	10.5	10.6	10.5	10.2	8.7	5.8	14.8
23	05-58	201	6.24	7.80	10.36	11.31	4.13	10.5	10.2	10.2	10.2	8.9	6.0	16.4
23	06-29	202	5.91	7.36	10.68	11.78	3.87	10.2	10.2	10.5	10.2	8.8	6.0	14.8
23	06-59	205	5.79	7.18	9.05	10.16	3.70	10.1	10.3	10.5	9.4	8.7	5.9	17.2
23	07-30	207	6.01	7.70	9.86	10.27	3.70	10.7	10.5	10.5	10.2	8.7	5.9	16.4
23	08-00	195	6.05	7.53	9.45	9.95	3.92	10.8	11.2	11.3	10.9	9.2	6.1	15.6
23	08-30	204	6.14	7.80	11.25	11.53	3.83	10.8	11.2	10.2	9.4	8.8	5.9	14.8
23	09-01	203	6.22	7.54	9.09	9.15	3.95	11.0	11.8	12.1	12.5	8.8	6.0	14.1
23	09-31	190	6.50	8.37	10.85	11.95	4.03	11.2	11.3	10.2	10.2	9.4	6.0	18.0
23	10-02	192	6.57	8.36	10.51	11.45	4.15	11.4	11.8	12.9	11.7	9.3	6.2	16.4
23	10-32	190	5.71	6.90	8.52	8.85	3.73	11.1	11.9	10.5	11.7	9.4	6.0	16.4
23	11-02	196	5.99	7.38	9.31	9.67	3.81	11.5	11.1	12.1	11.7	9.1	6.0	15.6
23	11-33	187	6.08	7.65	10.21	11.01	3.80	12.2	12.0	13.7	14.1	9.6	6.1	17.2
23	12-03	195	5.83	7.18	8.75	9.10	3.73	11.2	11.7	12.1	12.5	9.2	6.0	16.4
23	12-34	203	5.71	7.13	9.05	9.22	3.55	11.0	11.4	10.2	9.4	8.8	5.9	16.4
23	13-04	197	5.49	6.76	8.56	8.71	3.50	11.4	11.7	10.2	10.2	9.1	5.7	17.2
23	13-35	201	5.64	7.67	10.10	10.15	3.44	11.7	11.7	11.3	10.2	8.9	5.6	17.2
23	14-05	198	5.62	7.01	8.69	8.81	3.61	11.3	11.6	11.3	11.7	9.1	5.8	16.4
23	14-35	214	5.34	6.69	7.80	7.84	3.23	10.8	11.2	11.3	11.7	8.4	5.5	17.2
23	15-06	194	5.96	7.42	8.79	8.96	3.82	11.1	11.5	12.5	10.9	9.2	5.9	16.4
23	15-36	193	5.67	7.32	8.73	8.90	3.50	12.3	12.8	13.7	14.1	9.3	5.5	18.0
23	16-07	194	5.86	7.08	9.60	10.58	3.67	12.2	12.5	11.3	10.9	9.2	5.9	18.8
23	16-37	193	5.49	6.68	8.25	9.05	3.49	11.7	12.3	13.7	12.5	9.3	6.1	18.0
23	17-07	200	5.55	7.22	10.45	12.46	3.42	11.4	11.6	10.2	9.4	9.0	5.8	18.0

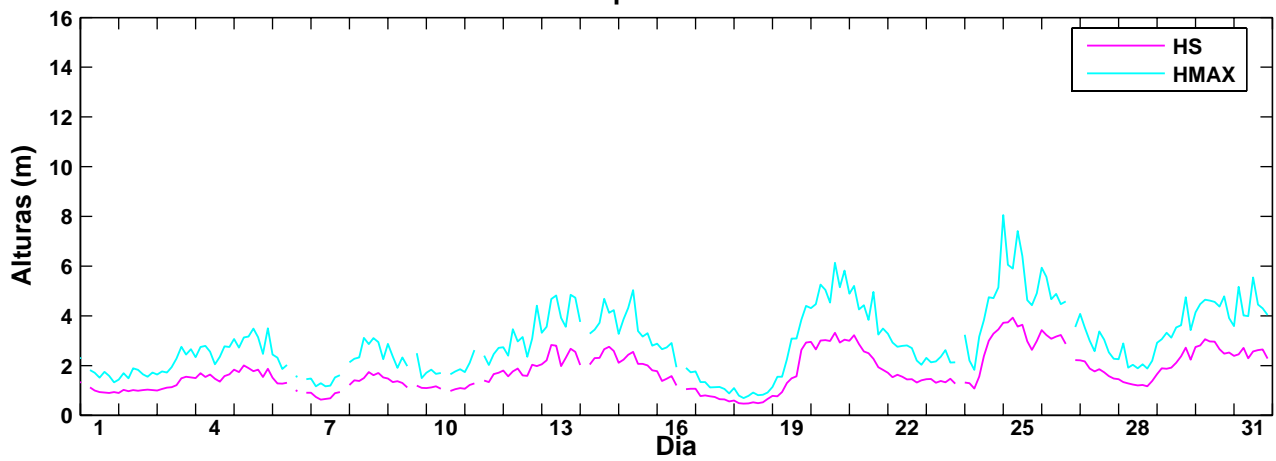
DIA	HORA	NA	HS (m)	H10 (m)	H100 (m)	HMAX (m)	HMED (m)	THS (s)	TH10 (s)	TH100 (s)	THMAX (s)	TZ (s)	TC (s)	TMAX (s)
23	17-38	195	5.76	6.98	8.23	8.54	3.57	12.2	12.3	12.9	12.5	9.2	5.6	18.8
23	18-08	195	5.15	6.40	8.06	8.14	3.24	12.1	12.1	12.9	11.7	9.2	5.4	17.2
23	18-39	199	5.11	6.44	8.32	8.57	3.20	11.5	11.6	10.5	8.6	9.0	5.8	18.8
23	19-09	206	5.01	6.34	7.97	7.97	3.02	11.3	11.5	12.5	13.3	8.7	5.5	18.8
23	19-40	200	4.67	5.88	7.57	7.75	2.92	11.2	11.4	9.4	9.4	9.0	5.5	17.2
23	20-31	207	4.77	6.04	7.75	7.98	2.95	11.0	11.9	10.9	8.6	8.7	5.8	16.4
23	21-32	201	4.77	5.93	7.87	8.07	3.00	11.6	11.7	11.3	10.2	8.9	5.8	17.2
23	22-43	201	4.53	5.56	7.16	7.82	3.00	11.2	11.8	11.7	11.7	8.9	5.8	16.4
24	00-00	211	3.99	5.09	6.84	7.03	2.55	10.8	11.0	11.3	10.2	8.5	5.1	17.2
24	03-00	215	3.84	4.79	6.28	6.80	2.42	10.5	10.2	9.8	10.9	8.3	5.0	16.4
24	06-00	231	3.50	4.23	5.03	5.22	2.27	10.1	10.2	10.5	10.9	7.7	5.1	14.8
24	09-00	248	3.28	4.15	5.54	5.72	2.14	8.7	8.8	8.6	8.6	7.2	4.9	13.3
24	12-00	257	3.52	4.45	5.87	6.11	2.19	8.4	8.3	9.1	8.6	6.9	4.9	14.1
24	15-00	259	3.45	4.28	5.26	5.34	2.24	8.6	8.8	9.4	10.2	6.9	5.1	13.3
24	18-00	258	3.92	4.80	6.06	6.85	2.43	8.7	8.7	8.9	8.6	6.9	5.0	14.1
24	21-00	245	4.20	5.18	6.54	6.63	2.61	8.9	9.0	8.6	9.4	7.3	5.2	13.3
25	00-00	237	4.06	5.17	6.86	6.88	2.45	9.7	9.8	9.0	9.4	7.5	5.3	14.1
25	03-00	227	4.03	5.09	6.32	6.38	2.56	9.7	9.7	10.2	9.4	7.9	5.3	14.1
25	06-00	221	4.39	5.48	6.88	7.16	2.79	10.2	10.1	10.2	10.2	8.1	5.4	15.6
25	09-00	227	4.24	5.28	7.10	7.43	2.68	10.0	10.2	10.9	10.9	7.9	5.4	15.6
25	10-11	215	4.75	6.00	8.28	8.84	3.05	10.3	10.5	10.5	12.5	8.3	5.4	18.8
25	10-52	208	5.37	6.68	7.53	7.58	3.33	10.9	10.9	11.3	11.7	8.6	5.6	17.2
25	11-22	205	5.26	6.68	8.80	9.38	3.39	10.7	10.6	11.3	12.5	8.7	5.8	17.2
25	12-14	210	5.22	6.62	7.93	8.01	3.34	10.8	11.9	12.1	11.7	8.5	5.6	18.0
25	12-45	203	5.68	6.94	9.59	10.01	3.61	10.6	10.6	12.5	12.5	8.8	5.8	18.8
25	13-15	201	5.48	6.79	8.10	8.15	3.51	11.3	11.0	12.1	10.2	8.9	6.0	18.8
25	13-46	202	5.79	7.08	8.16	8.53	3.60	11.5	12.6	13.3	13.3	8.9	5.8	18.0
25	14-16	205	5.71	6.95	8.56	8.96	3.72	10.7	10.6	9.8	10.2	8.7	5.7	17.2
25	14-47	190	6.60	8.23	10.25	10.54	4.17	11.8	11.8	12.1	11.7	9.4	5.9	17.2
25	15-17	192	5.65	7.35	9.35	9.48	3.47	12.7	12.5	12.9	10.9	9.3	5.4	21.1
25	15-48	182	6.61	8.60	10.61	10.62	4.23	12.8	14.0	14.8	16.4	9.8	6.1	18.8
25	16-18	184	6.60	8.37	12.17	12.35	4.13	13.2	13.2	12.1	11.7	9.8	5.9	20.3
25	16-49	176	7.14	8.54	10.34	10.38	4.55	12.9	13.6	14.5	14.1	10.1	6.3	21.1
25	17-19	172	7.22	9.14	12.33	13.34	4.52	13.7	14.2	16.4	15.6	10.4	6.0	24.2
25	17-50	177	6.56	8.06	10.20	11.19	4.23	13.8	14.7	15.6	13.3	10.1	5.8	20.3
25	18-20	164	7.47	9.18	11.19	11.30	4.88	14.0	13.7	12.1	14.8	10.8	6.3	21.1
25	18-51	173	6.98	9.11	10.91	11.28	4.34	13.8	14.6	15.2	15.6	10.3	6.1	18.8
25	19-21	174	7.46	9.43	10.70	10.96	4.54	13.8	14.1	12.1	14.1	10.2	6.2	18.0
25	19-52	166	7.99	10.10	12.56	12.80	4.95	13.5	14.5	14.1	13.3	10.8	6.5	19.5
25	20-22	177	7.29	9.04	10.52	10.55	4.57	12.9	13.3	12.9	12.5	10.1	6.3	21.1
25	20-53	171	7.37	9.23	10.51	10.96	4.61	14.0	14.4	13.7	12.5	10.5	6.5	22.7
25	21-23	175	7.13	8.77	10.81	11.59	4.39	14.0	13.8	14.1	14.1	10.2	6.3	19.5
25	22-14	182	6.89	8.92	10.82	11.06	4.21	13.2	14.1	16.4	17.2	9.7	6.3	18.0
25	22-44	183	6.80	8.38	10.71	12.46	4.15	12.6	12.3	14.5	14.1	9.7	6.0	19.5
25	23-35	175	6.68	8.30	10.53	10.84	4.17	13.1	13.3	13.3	14.1	10.2	6.3	18.0

DIA	HORA	NA	HS (m)	H10 (m)	H100 (m)	HMAX (m)	HMED (m)	THS (s)	TH10 (s)	TH100 (s)	THMAX (s)	TZ (s)	TC (s)	TMAX (s)
26	00-35	186	5.89	7.47	10.53	12.18	3.70	12.7	13.5	12.9	13.3	9.6	5.8	19.5
26	01-06	178	5.94	7.34	9.04	9.27	3.73	12.9	12.8	12.1	12.5	10.1	5.9	20.3
26	01-36	190	6.55	8.36	10.24	10.86	4.04	11.7	11.6	11.7	13.3	9.4	5.8	19.5
26	02-07	184	5.98	7.21	8.98	9.46	3.92	12.1	12.8	12.9	10.2	9.7	6.1	18.0
26	02-37	191	5.66	7.05	9.09	9.39	3.59	11.7	12.3	12.5	10.9	9.4	6.0	18.8
26	03-08	190	5.86	7.65	10.10	10.13	3.65	12.0	12.3	13.7	14.1	9.4	5.8	19.5
26	03-38	156	6.27	7.69	9.84	10.65	3.88	11.7	11.5	13.3	13.3	9.5	5.6	18.8

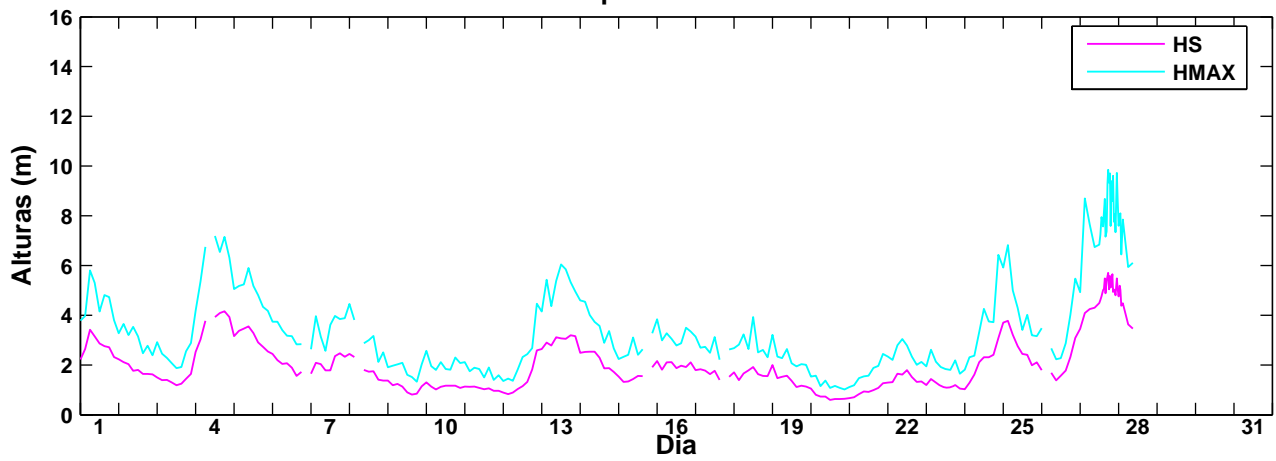
ANEXO B

Gráficos temporais de HS, HMAX, TZ, TMAX, THS e THMAX

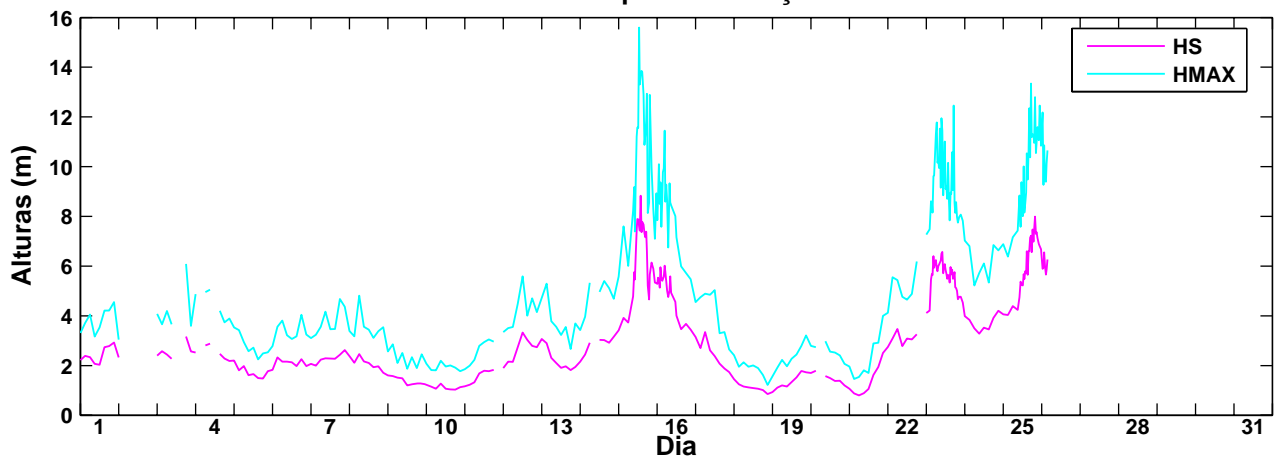
SMIGUEL
Séries temporais – Janeiro 2006



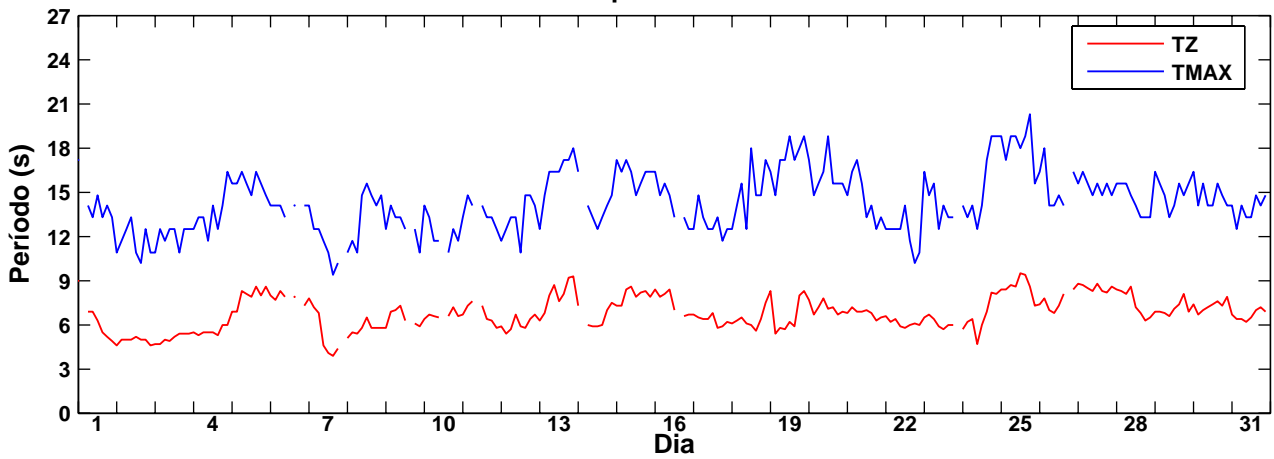
Séries temporais – Fevereiro 2006



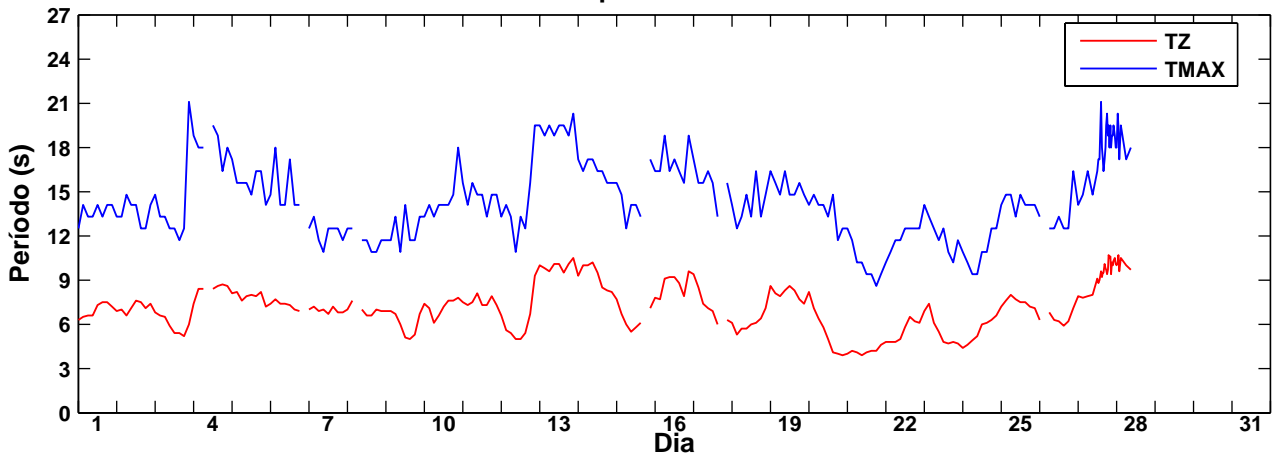
Séries temporais – Março 2006



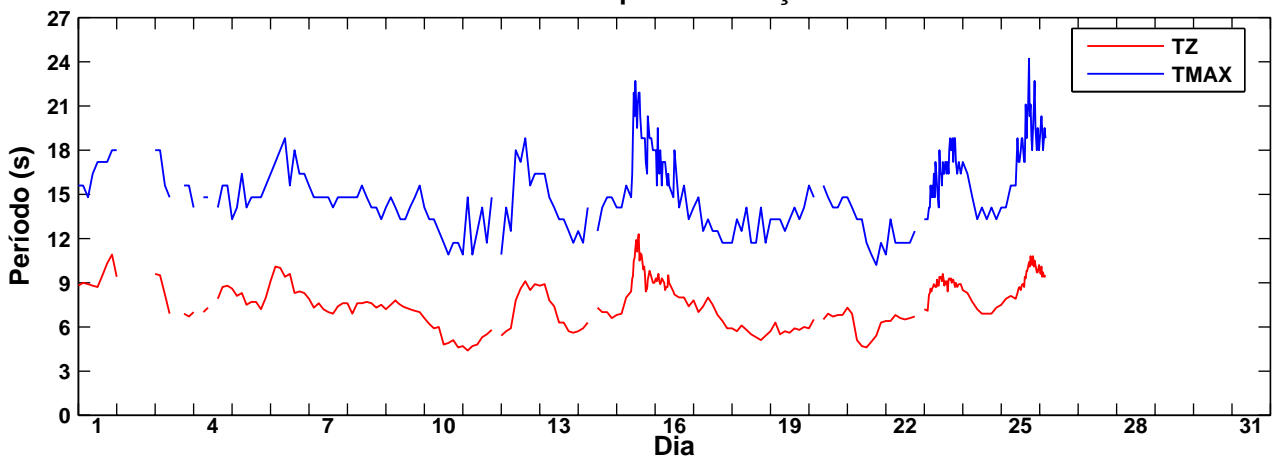
SMIGUEL
Séries temporais – Janeiro 2006



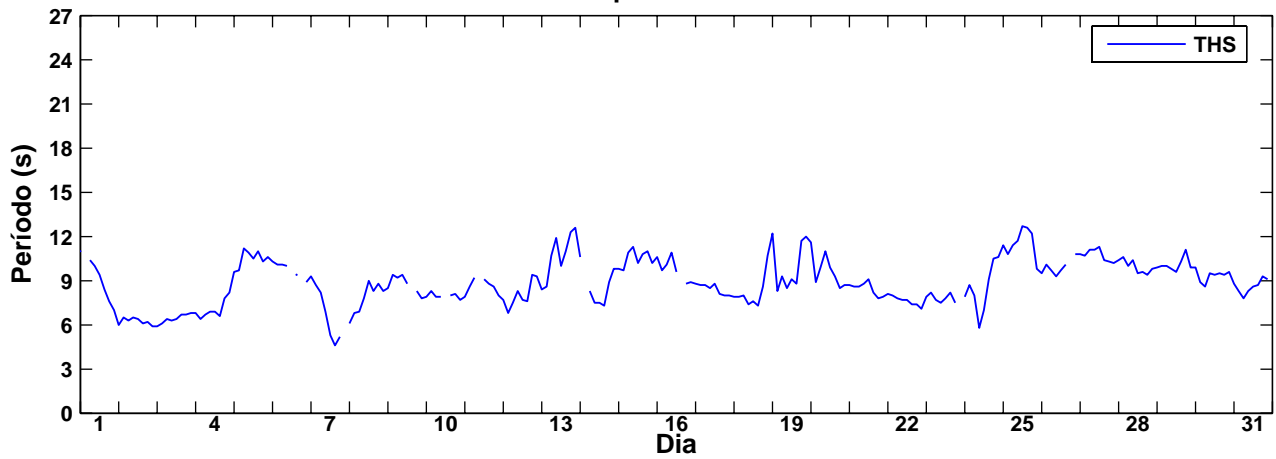
Séries temporais – Fevereiro 2006



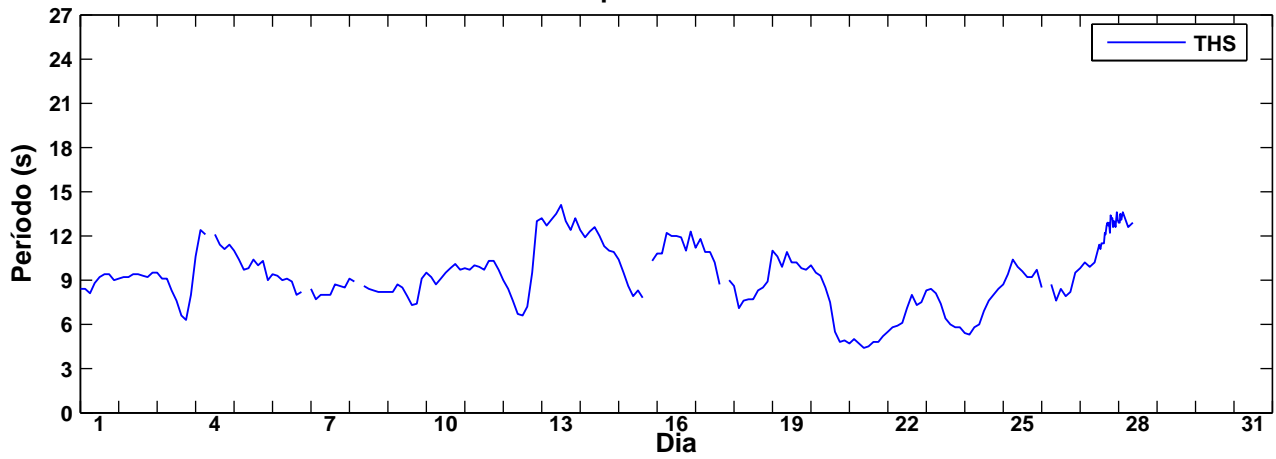
Séries temporais – Março 2006



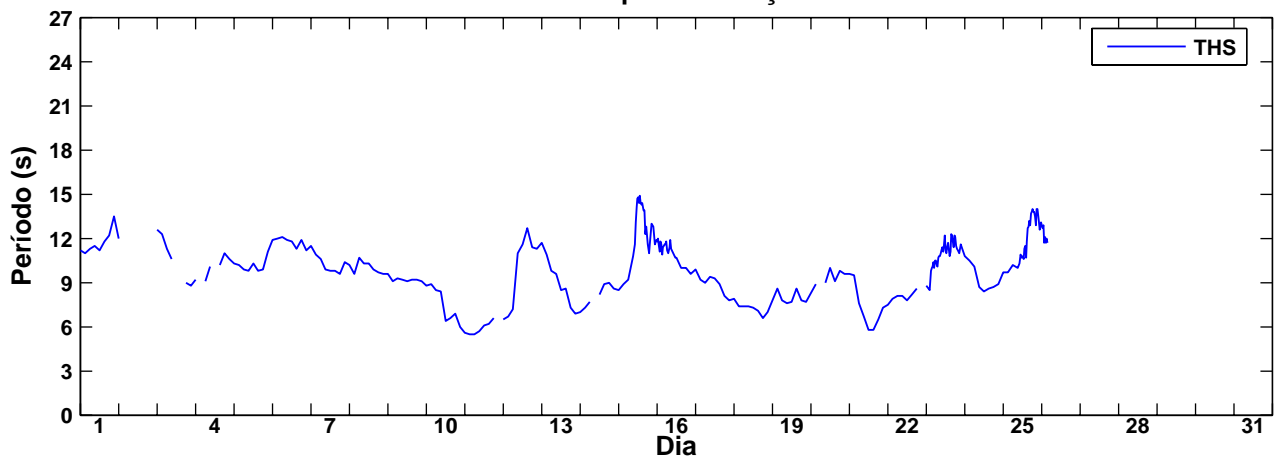
SMIGUEL
Série temporal – Janeiro 2006



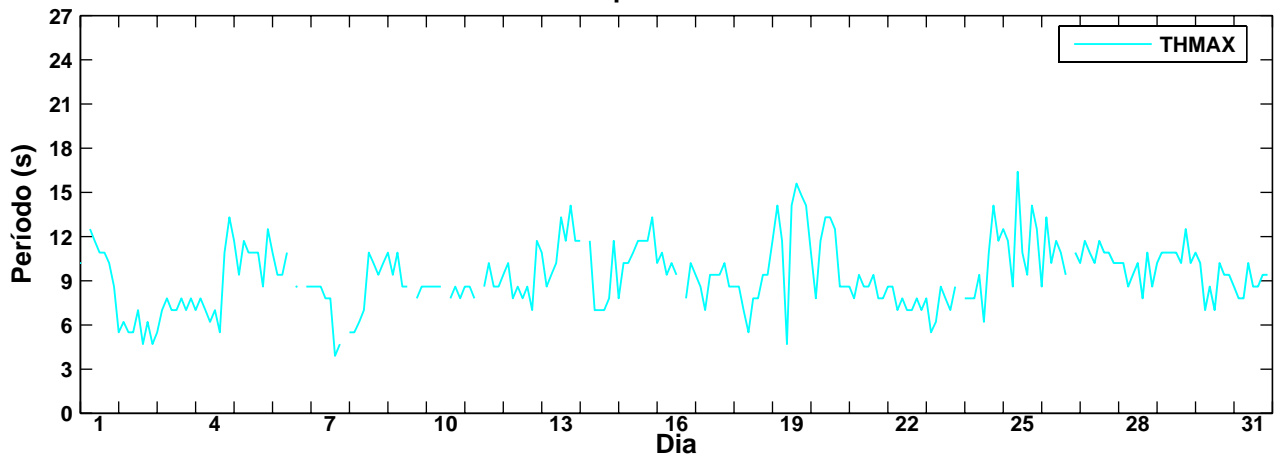
Série temporal – Fevereiro 2006



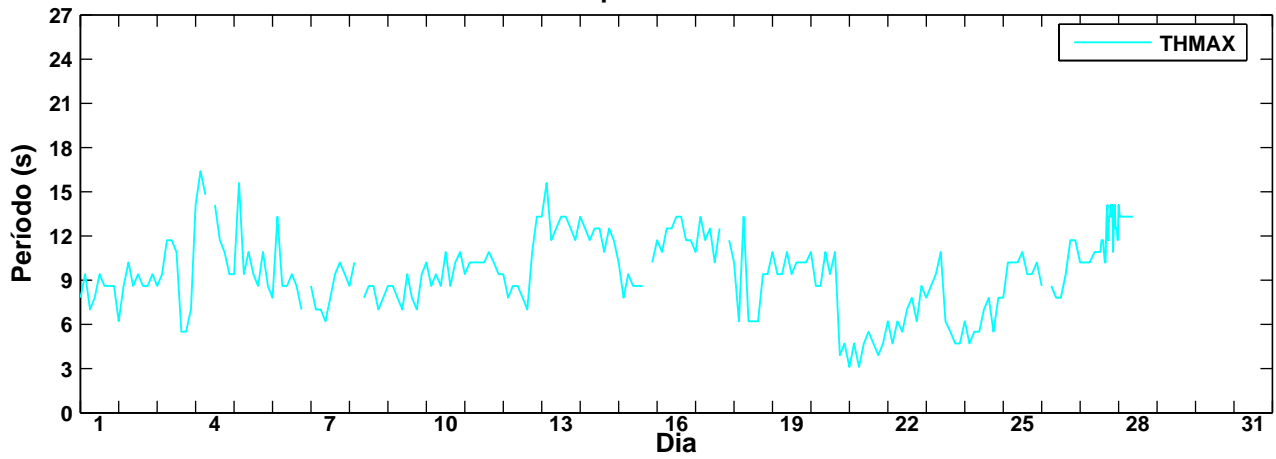
Série temporal – Março 2006



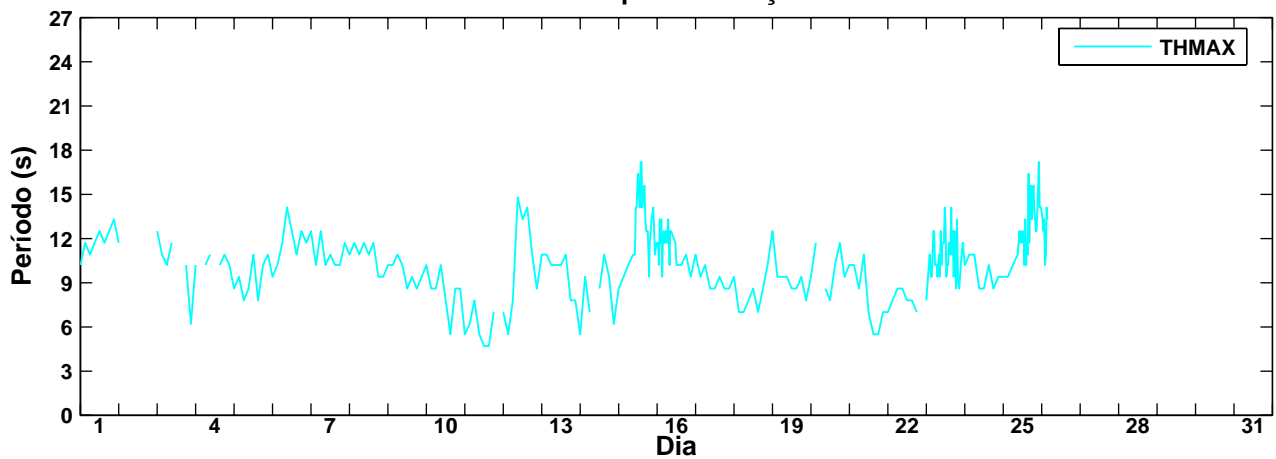
SMIGUEL
Série temporal – Janeiro 2006



Série temporal – Fevereiro 2006



Série temporal – Março 2006



ANEXO C

Tabelas de ocorrências conjuntas HMAX - THMAX, H100 - TH100,
H10 - TH10, HS - THS, HS - TZ e HMAX - TMAX

TABELA DE OCORRENCIAS CONJUNTAS

SMIGUEL JAN 2006

THMAX	<	3	4	5	6	7	8	9	10	11	12	13	14	15	16	17	>18	SOMA	%	MED
HMAX	3	4	5	6	7	8	9	10	11	12	13	14	15	16	17	18				
0.0- 0.5																				
0.5- 1.0				1		3	2	2										8	3.4	8.0
1.0- 1.5				2		3	7	3	1	1								17	7.2	8.5
1.5- 2.0		1	3	2	2	8	10	3	7	2	1		1					40	16.9	8.5
2.0- 2.5			1	4	2	10	9	3	8									37	15.6	8.1
2.5- 3.0					1	11	3	4	10			2						31	13.1	9.2
3.0- 3.5						9	1	1	11	7			1	1				31	13.1	10.2
3.5- 4.0					1	1	3	1	5	3	1	1	1					17	7.2	10.4
4.0- 4.5						3	2	3	7	2			2					19	8.0	10.2
4.5- 5.0						3	2	5	3	2	2	1	2					20	8.4	10.3
5.0- 5.5						2	1		1	2		1						7	3.0	10.3
5.5- 6.0							4					1						5	2.1	9.5
6.0- 6.5									1	1	1							3	1.3	11.7
6.5- 7.0																				
7.0- 7.5															1			1	0.4	16.4
7.5- 8.0																				
8.0- 8.5											1							1	0.4	12.5
8.5- 9.0																				
9.0- 9.5																				
9.5-10.0																				
10.0-10.5																				
10.5-11.0																				
11.0-11.5																				
11.5-12.0																				
12.0-12.5																				
12.5-13.0																				
13.0-13.5																				
13.5-14.0																				
14.0-14.5																				
14.5-15.0																				
>15.0																				
SOMA		1	4	9	6	53	44	25	54	20	6	6	7	1	1			237	100	
%		0.4	1.7	3.8	2.5	22.4	18.6	10.5	22.8	8.4	2.5	2.5	3.0	0.4	0.4			100		
MED		1.5	1.8	1.8	2.4	2.7	2.7	2.9	3.1	3.6	4.9	4.1	3.8	3.1	7.4					

THMAX						HMAX					
MED	9.3	MIN	3.9	MAX	16.4	MED	2.97	MIN	0.69	MAX	8.05
DES.PAD	2.2	ASSIM	0.30	CURT	3.12	DES.PAD	1.35	ASSIM	0.70	CURT	3.27

TABELA DE OCORRENCIAS CONJUNTAS

SMIGUEL FEV 2006

THMAX	<	3	4	5	6	7	8	9	10	11	12	13	14	15	16	17	>18	SOMA	%	MED
HMAX	3	4	5	6	7	8	9	10	11	12	13	14	15	16	17	18				
0.0- 0.5																				
0.5- 1.0																				
1.0- 1.5		3	2			2	2	2	3									14	6.0	7.3
1.5- 2.0		1	3	3	2	2	6	3	10									30	12.8	8.3
2.0- 2.5			4	1	2	9	4	10	5	2	2							39	16.7	8.5
2.5- 3.0				1	5	5	7	2	6	3		3						32	13.7	9.1
3.0- 3.5				2	1	1	6	3	7	1	3	1						25	10.7	9.6
3.5- 4.0				1	1	5	3	3	2	2	2	1						20	8.5	9.3
4.0- 4.5						1	2	2	2	3		2	1					13	5.6	10.8
4.5- 5.0							3		1	1	1	1						7	3.0	10.5
5.0- 5.5						1		3	1	1	2			2	1			11	4.7	11.9
5.5- 6.0						2			1			2						5	2.1	10.5
6.0- 6.5						1		1				3						5	2.1	11.4
6.5- 7.0									3	1			1					5	2.1	11.7
7.0- 7.5									3		1	1	1					6	2.6	12.0
7.5- 8.0									1	2		2	2					7	3.0	12.6
8.0- 8.5									1			2	1					4	1.7	12.9
8.5- 9.0									2	1			1					4	1.7	11.6
9.0- 9.5												2	1					3	1.3	13.6
9.5-10.0									1	1	1	1						4	1.7	12.1
10.0-10.5																				
10.5-11.0																				
11.0-11.5																				
11.5-12.0																				
12.0-12.5																				
12.5-13.0																				
13.0-13.5																				
13.5-14.0																				
14.0-14.5																				
14.5-15.0																				
>15.0																				
SOMA		4	9	8	11	29	33	29	49	18	12	21	8	2	1			234	100	
%		1.7	3.8	3.4	4.7	12.4	14.1	12.4	20.9	7.7	5.1	9.0	3.4	0.9	0.4			100		
MED		1.4	1.8	2.5	2.6	3.1	2.9	3.0	3.8	4.8	4.5	6.0	7.4	5.3	5.4					

THMAX						HMAX					
MED	9.7	MIN	3.1	MAX	16.4	MED	3.73	MIN	1.01	MAX	9.85
DES.PAD	2.6	ASSIM	-0.11	CURT	2.63	DES.PAD	2.14	ASSIM	1.14	CURT	3.42

TABELA DE OCORRENCIAS CONJUNTAS

SMIGUEL MAR 2006

THMAX	< 3	3	4	5	6	7	8	9	10	11	12	13	14	15	16	17	>18	SOMA	%	MED
HMAX	< 3	4	5	6	7	8	9	10	11	12	13	14	15	16	17	18	>18	SOMA	%	MED
0.0- 0.5																				
0.5- 1.0																				
1.0- 1.5									2									2	0.7	10.2
1.5- 2.0				1		5	8	2	2		1							19	6.9	8.6
2.0- 2.5				1	1	3	3	5	4	1								18	6.5	8.9
2.5- 3.0			1	3		4	3	3	6	1								21	7.6	8.6
3.0- 3.5			1	1		2	1	3	8	5	2		1					24	8.7	10.2
3.5- 4.0				1	1	2	1	2	7	4	2							20	7.2	10.0
4.0- 4.5						2	1		4	2	3		2					14	5.1	11.0
4.5- 5.0					1	2	3	1	8			1						16	5.8	9.7
5.0- 5.5						1	2	2	5									10	3.6	9.7
5.5- 6.0						1	2		2			1						6	2.2	9.9
6.0- 6.5						1	1	1	2									5	1.8	9.1
6.5- 7.0							1	2	1			1						5	1.8	10.3
7.0- 7.5						1			7									8	2.9	10.2
7.5- 8.0							1	2		4		2						9	3.2	11.2
8.0- 8.5									4	3	2		1					10	3.6	11.6
8.5- 9.0							1	4	3	6	3	2	1					20	7.2	11.3
9.0- 9.5								1	5	1	6							13	4.7	11.5
9.5-10.0									1	2	3	1	1					8	2.9	12.4
10.0-10.5								1	4		1		2					8	2.9	11.4
10.5-11.0									1	1	2	2	2	1	1			10	3.6	13.4
11.0-11.5									1	2		2	3	1		1		10	3.6	13.6
11.5-12.0								1	2		1		1	1	1			7	2.5	12.6
12.0-12.5									1		1		1					4	1.4	12.1
12.5-13.0										1	1		1					4	1.4	13.1
13.0-13.5													1	1				2	0.7	14.9
13.5-14.0													1					3	1.1	16.2
14.0-14.5																2				
14.5-15.0													1							
>15.0													1					1	0.4	14.8
SOMA			2	7	3	24	28	31	79	34	27	14	19	4	2	3		277	100	
%			0.7	2.5	1.1	8.7	10.1	11.2	28.5	12.3	9.7	5.1	6.9	1.4	0.7	1.1		100		
MED			3.0	2.8	3.4	3.5	3.8	5.5	5.7	7.0	7.8	9.2	10.2	11.8	11.1	12.9				

THMAX						HMAX					
MED	10.6	MIN	4.7	MAX	17.2	MED	6.22	MIN	1.22	MAX	15.59
DES.PAD	2.3	ASSIM	0.11	CURT	3.19	DES.PAD	3.46	ASSIM	0.43	CURT	1.96

TABELA DE OCORRENCIAS CONJUNTAS

SMIGUEL JAN 2006

TH100	<	3	4	5	6	7	8	9	10	11	12	13	14	15	16	17	>18	SOMA	%	MED
H100	3	4	5	6	7	8	9	10	11	12	13	14	15	16	17	18				
0.0- 0.5																				
0.5- 1.0					2	4	2			1	1							10	4.2	8.5
1.0- 1.5			1	1	2	4	7	1	2	1	2							21	8.9	8.5
1.5- 2.0			1	1	5	5	11	10	4	2								39	16.5	8.5
2.0- 2.5				1	4	13	12	6	6									42	17.7	8.3
2.5- 3.0					4	5	6	4	11	4			1	1				36	15.2	9.5
3.0- 3.5						2	3	2	10	3	3							23	9.7	10.3
3.5- 4.0					1	1	5	3	4	2	1			1				18	7.6	9.8
4.0- 4.5							5	6	1	4	2	1	1					20	8.4	10.4
4.5- 5.0						1	1	5	4	4	1	1	1					18	7.6	10.7
5.0- 5.5						1					2							3	1.3	10.8
5.5- 6.0							1		2			1						4	1.7	10.7
6.0- 6.5									1									1	0.4	10.5
6.5- 7.0											1							1	0.4	12.5
7.0- 7.5															1			1	0.4	16.4
7.5- 8.0																				
8.0- 8.5																				
8.5- 9.0																				
9.0- 9.5																				
9.5-10.0																				
10.0-10.5																				
10.5-11.0																				
11.0-11.5																				
11.5-12.0																				
12.0-12.5																				
12.5-13.0																				
13.0-13.5																				
13.5-14.0																				
14.0-14.5																				
14.5-15.0																				
>15.0																				
SOMA			2	3	18	36	53	37	45	21	13	3	3	2	1			237	100	
%			0.8	1.3	7.6	15.2	22.4	15.6	19.0	8.9	5.5	1.3	1.3	0.8	0.4			100		
MED			1.5	1.9	2.0	2.2	2.5	3.0	3.1	3.3	3.6	5.0	4.0	3.3	7.3					

	TH100						H100					
MED	9.4	MIN	4.2	MAX	16.4	MED	2.80	MIN	0.67	MAX	7.30	
DES.PAD	2.0	ASSIM	0.47	CURT	3.46	DES.PAD	1.26	ASSIM	0.67	CURT	3.08	

TABELA DE OCORRENCIAS CONJUNTAS

SMIGUEL FEV 2006

TH100	<	3	4	5	6	7	8	9	10	11	12	13	14	15	16	17	>18	SOMA	%	MED
H100	3	4	5	6	7	8	9	10	11	12	13	14	15	16	17	18				
0.0- 0.5																				
0.5- 1.0		1	1						1									3	1.3	6.0
1.0- 1.5			4	1			4	3	4									16	6.8	7.8
1.5- 2.0			3	4	1	2	10	12	6									38	16.2	8.4
2.0- 2.5				4	2	6	9	6	7	1								35	15.0	8.5
2.5- 3.0				2	1	3	6	4	8	3	3							30	12.8	9.4
3.0- 3.5				1		4	4	4	7	3	2							25	10.7	9.6
3.5- 4.0					1	2	4	6	2		3	1			1			20	8.5	10.1
4.0- 4.5							1	2	1	1	1	1	1					8	3.4	11.3
4.5- 5.0						1		3	2	1	1			1				9	3.8	10.5
5.0- 5.5						1	2		1		3		2			1		10	4.3	12.0
5.5- 6.0						1	1	1	1		1	1						6	2.6	10.4
6.0- 6.5									2		2							4	1.7	11.4
6.5- 7.0									2	1	1		1					5	2.1	11.9
7.0- 7.5								1	3			3						7	3.0	11.9
7.5- 8.0										2	2	1	2					7	3.0	12.9
8.0- 8.5									1	2		2						5	2.1	12.3
8.5- 9.0											2		1					3	1.3	13.2
9.0- 9.5											1	2						3	1.3	13.3
9.5-10.0																				
10.0-10.5																				
10.5-11.0																				
11.0-11.5																				
11.5-12.0																				
12.0-12.5																				
12.5-13.0																				
13.0-13.5																				
13.5-14.0																				
14.0-14.5																				
14.5-15.0																				
>15.0																				
SOMA		1	8	12	5	20	41	42	48	14	22	11	7	1	1	1		234	100	
%		0.4	3.4	5.1	2.1	8.5	17.5	17.9	20.5	6.0	9.4	4.7	3.0	0.4	0.4	0.4		100		
MED		1.0	1.5	2.1	2.5	3.0	2.6	2.9	3.5	4.8	5.4	7.1	6.5	4.9	3.9	5.3				

TH100						H100					
MED	9.7	MIN	3.8	MAX	17.2	MED	3.54	MIN	0.97	MAX	9.12
DES.PAD	2.4	ASSIM	0.05	CURT	3.07	DES.PAD	2.04	ASSIM	1.10	CURT	3.23

TH100	<	3	4	5	6	7	8	9	10	11	12	13	14	15	16	17	>18	SOMA	%	MED
H100	3	4	5	6	7	8	9	10	11	12	13	14	15	16	17	18				
0.0- 0.5																				
0.5- 1.0																				
1.0- 1.5							2	3										5	1.8	8.9
1.5- 2.0				3	4	3	7	3	2									22	7.9	7.9
2.0- 2.5					1	2	3	6	6									18	6.5	9.2
2.5- 3.0		1	3	2	1	4	2	2	2									17	6.1	8.2
3.0- 3.5					1	4		8	10	9	3							35	12.6	10.3
3.5- 4.0						3		2	3	1	3							12	4.3	10.3
4.0- 4.5						1	3	4	4	1	2	2	1					18	6.5	10.6
4.5- 5.0						5	1	2	2	1	1							12	4.3	9.1
5.0- 5.5						1	3	2	3									9	3.2	9.3
5.5- 6.0							1	2	2			1						6	2.2	10.4
6.0- 6.5							2	1	1			1						5	1.8	10.1
6.5- 7.0							2	1	1	2								6	2.2	9.8
7.0- 7.5								1	2	2		1						6	2.2	11.3
7.5- 8.0								1	2	5	3							11	4.0	11.3
8.0- 8.5								1	6	1	4	2	1					15	5.4	11.7
8.5- 9.0								2	3	7	5	1						18	6.5	11.5
9.0- 9.5									2	3	6							11	4.0	11.7
9.5-10.0									1	2	2	3						8	2.9	12.2
10.0-10.5									3	3	1	2	1	1	1			12	4.3	12.6
10.5-11.0									2		5	2	4	1	1			15	5.4	13.4
11.0-11.5									1		3		1					5	1.8	12.3
11.5-12.0											1	1						2	0.7	13.1
12.0-12.5											1		2		1			4	1.4	14.5
12.5-13.0													2					2	0.7	14.3
13.0-13.5																				
13.5-14.0												1		1		1		3	1.1	15.4
14.0-14.5																				
14.5-15.0																				
>15.0																				
SOMA			1	6	8	20	28	41	58	39	40	17	12	3	3	1		277	100	
%			0.4	2.2	2.9	7.2	10.1	14.8	20.9	14.1	14.4	6.1	4.3	1.1	1.1	0.4		100		
MED			2.9	2.3	2.2	3.5	3.5	4.0	5.7	6.7	8.2	8.8	10.6	11.6	11.2	13.7				

TH100						H100					
MED	10.6	MIN	4.9	MAX	17.2	MED	5.93	MIN	1.20	MAX	13.80
DES.PAD	2.3	ASSIM	0.02	CURT	3.01	DES.PAD	3.29	ASSIM	0.38	CURT	1.85

TABELA DE OCORRENCIAS CONJUNTAS

SMIGUEL JAN 2006

TH10	<	3	4	5	6	7	8	9	10	11	12	13	14	15	16	17	>18	SOMA	%	MED	
H10	3	4	5	6	7	8	9	10	11	12	13	14	15	16	17	18					
0.0- 0.5																					
0.5- 1.0					1	4	8	4		1	2							20	8.4	8.9	
1.0- 1.5			1	2	10	3	12	6	5									39	16.5	8.0	
1.5- 2.0				1	9	11	10	13	18									62	26.2	8.8	
2.0- 2.5					1	4	8	6	11	5	1							36	15.2	9.6	
2.5- 3.0						3	4	3	9	6								25	10.5	9.9	
3.0- 3.5						1	3	9	2	2	3	2						22	9.3	10.2	
3.5- 4.0							4	8	5	2	2	1						22	9.3	10.2	
4.0- 4.5							1	3	1	1								6	2.5	9.9	
4.5- 5.0										2	2	1						5	2.1	12.2	
5.0- 5.5																					
5.5- 6.0																					
6.0- 6.5																					
6.5- 7.0																					
7.0- 7.5																					
7.5- 8.0																					
8.0- 8.5																					
8.5- 9.0																					
9.0- 9.5																					
9.5-10.0																					
10.0-10.5																					
10.5-11.0																					
11.0-11.5																					
11.5-12.0																					
12.0-12.5																					
12.5-13.0																					
13.0-13.5																					
13.5-14.0																					
14.0-14.5																					
14.5-15.0																					
>15.0																					
SOMA			1	3	21	26	50	52	51	19	10	4						237	100		
%			0.4	1.3	8.9	11.0	21.1	21.9	21.5	8.0	4.2	1.7						100			
MED			1.1	1.4	1.5	1.8	1.9	2.4	2.3	3.0	3.0	3.8									

	TH10						H10					
MED	9.3	MIN	4.7	MAX	13.5	MED	2.20	MIN	0.58	MAX	4.74	
DES.PAD	1.7	ASSIM	-0.03	CURT	2.62	DES.PAD	0.98	ASSIM	0.56	CURT	2.49	

TABELA DE OCORRENCIAS CONJUNTAS

SMIGUEL FEV 2006

TH10	< 3	3	4	5	6	7	8	9	10	11	12	13	14	15	16	17	>18	SOMA	%	MED	
H10	4	5	6	7	8	9	10	11	12	13	14	15	16	17	18	19	20				
0.0- 0.5																					
0.5- 1.0			1	3	1		1	2										8	3.4	6.9	
1.0- 1.5			5	2	3	2	6	12	10									40	17.1	8.4	
1.5- 2.0				5	2	5	11	14	7	1								45	19.2	8.6	
2.0- 2.5				1	1	3	13	7	3	8	3							39	16.7	9.5	
2.5- 3.0					2	4	5	9	1	2	3							26	11.1	9.4	
3.0- 3.5							4	4	3		4	3	1					19	8.1	10.8	
3.5- 4.0							2	1	2	1	1	4	1					12	5.1	11.6	
4.0- 4.5							1		4	1		1						7	3.0	10.5	
4.5- 5.0							1	1		1	4							7	3.0	11.5	
5.0- 5.5									3	1	1							5	2.1	11.1	
5.5- 6.0										3	1	2						6	2.6	12.3	
6.0- 6.5										2	5	4	1					12	5.1	12.8	
6.5- 7.0										1	1	3						5	2.1	12.7	
7.0- 7.5											1	2						3	1.3	13.2	
7.5- 8.0																					
8.0- 8.5																					
8.5- 9.0																					
9.0- 9.5																					
9.5-10.0																					
10.0-10.5																					
10.5-11.0																					
11.0-11.5																					
11.5-12.0																					
12.0-12.5																					
12.5-13.0																					
13.0-13.5																					
13.5-14.0																					
14.0-14.5																					
14.5-15.0																					
>15.0																					
SOMA			6	11	9	14	44	50	33	21	24	19	3					234	100		
%			2.6	4.7	3.8	6.0	18.8	21.4	14.1	9.0	10.3	8.1	1.3					100			
MED			1.1	1.4	1.7	2.1	2.2	2.1	2.6	3.8	4.5	5.3	4.5								

	TH10						H10					
MED	9.7	MIN	4.3	MAX	14.3	MED	2.80	MIN	0.77	MAX	7.27	
DES.PAD	2.2	ASSIM	-0.16	CURT	2.61	DES.PAD	1.61	ASSIM	1.11	CURT	3.27	

TABELA DE OCORRENCIAS CONJUNTAS

SMIGUEL MAR 2006

TH10	<	3	4	5	6	7	8	9	10	11	12	13	14	15	16	17	>18	SOMA	%	MED	
H10	3	4	5	6	7	8	9	10	11	12	13	14	15	16	17	18					
0.0- 0.5																					
0.5- 1.0																					
1.0- 1.5					4	9	4	4	2									23	8.3	8.1	
1.5- 2.0				2		1	4	10	4									21	7.6	9.0	
2.0- 2.5				2	6	1	6	2	9	1	1							28	10.1	8.7	
2.5- 3.0					1	2		3	9	13	4							32	11.6	10.6	
3.0- 3.5						4	1	4	3	3	7							22	7.9	10.4	
3.5- 4.0						2	3	2	3	1		2						13	4.7	10.0	
4.0- 4.5						1	6	4	2		1							14	5.1	9.3	
4.5- 5.0							2	1	1	1								5	1.8	9.7	
5.0- 5.5							2	3	2	1								8	2.9	9.6	
5.5- 6.0									1	4								5	1.8	11.4	
6.0- 6.5									2	9	1							12	4.3	11.5	
6.5- 7.0								2	5	12	5	1						25	9.0	11.4	
7.0- 7.5									2	9	9	1						21	7.6	12.0	
7.5- 8.0									4	7	2	1						14	5.1	11.4	
8.0- 8.5									1	4	2	3	1					11	4.0	12.4	
8.5- 9.0											1	3	3					7	2.5	13.8	
9.0- 9.5												3	7					10	3.6	14.1	
9.5-10.0													2	1				3	1.1	14.4	
10.0-10.5													1	1				2	0.7	14.8	
10.5-11.0														1				1	0.4	15.3	
11.0-11.5																					
11.5-12.0																					
12.0-12.5																					
12.5-13.0																					
13.0-13.5																					
13.5-14.0																					
14.0-14.5																					
14.5-15.0																					
>15.0																					
SOMA				4	11	20	28	35	50	65	33	14	14	3				277	100		
%				1.4	4.0	7.2	10.1	12.6	18.1	23.5	11.9	5.1	5.1	1.1				100			
MED				1.8	2.0	2.3	3.1	3.0	4.1	5.8	5.7	7.7	9.2	10.2							

TH10						H10					
MED	10.6	MIN	5.4	MAX	15.3	MED	4.69	MIN	1.03	MAX	10.77
DES.PAD	2.1	ASSIM	-0.20	CURT	2.72	DES.PAD	2.58	ASSIM	0.35	CURT	1.77

TABELA DE OCORRENCIAS CONJUNTAS

SMIGUEL JAN 2006

THS	< 3	3	4	5	6	7	8	9	10	11	12	13	14	15	16	17	>18	SOMA	%	MED
HS	4	5	6	7	8	9	10	11	12	13	14	15	16	17	18	19	20	21	22	23
0.0- 0.5						3	1											4	1.7	7.6
0.5- 1.0			1	2	4	4	14	4	1		1							31	13.1	8.0
1.0- 1.5				2	14	16	15	12	11	1								71	30.0	8.3
1.5- 2.0				1	7	10	10	6	13	4								51	21.5	8.8
2.0- 2.5						3	7	7	8	3								28	11.8	9.5
2.5- 3.0						2	8	10	2	5	5							32	13.5	10.0
3.0- 3.5							4	7	3	1								15	6.3	9.6
3.5- 4.0									1	3	1							5	2.1	11.6
4.0- 4.5																				
4.5- 5.0																				
5.0- 5.5																				
5.5- 6.0																				
6.0- 6.5																				
6.5- 7.0																				
7.0- 7.5																				
7.5- 8.0																				
8.0- 8.5																				
8.5- 9.0																				
9.0- 9.5																				
9.5-10.0																				
10.0-10.5																				
10.5-11.0																				
11.0-11.5																				
11.5-12.0																				
12.0-12.5																				
12.5-13.0																				
13.0-13.5																				
13.5-14.0																				
14.0-14.5																				
14.5-15.0																				
>15.0																				
SOMA			1	5	25	38	59	46	39	17	7							237	100	
%			0.4	2.1	10.5	16.0	24.9	19.4	16.5	7.2	3.0							100		
MED			0.9	1.0	1.3	1.4	1.6	2.1	1.9	2.5	2.6									

THS				HS							
MED	8.9	MIN	4.6	MAX	12.7	MED	1.76	MIN	0.47	MAX	3.93
DES.PAD	1.6	ASSIM	0.01	CURT	2.61	DES.PAD	0.78	ASSIM	0.57	CURT	2.49

TABELA DE OCORRENCIAS CONJUNTAS

SMIGUEL FEV 2006

THS	< 3	3	4	5	6	7	8	9	10	11	12	13	14	15	16	17	>18	SOMA	%	MED	
HS	4	5	6	7	8	9	10	11	12	13	14	15	16	17	18	19	20	21	22	23	
0.0- 0.5																					
0.5- 1.0			7	2			5	2	4	1								21	9.0	6.9	
1.0- 1.5			1	7	6	8	13	16	7									58	24.8	8.2	
1.5- 2.0				2	1	6	19	10	8	6	1							53	22.6	9.1	
2.0- 2.5					2	2	8	12	1	1	5							31	13.2	9.3	
2.5- 3.0							1	5	3	1	3	3						16	6.8	10.9	
3.0- 3.5							3	3	3	1	3	3	1					17	7.3	11.1	
3.5- 4.0							1	2		1	3							7	3.0	10.9	
4.0- 4.5								1	2	3		2						8	3.4	11.4	
4.5- 5.0										2	5							7	3.0	12.2	
5.0- 5.5										2	4	6						12	5.1	12.8	
5.5- 6.0											3	1						4	1.7	12.8	
6.0- 6.5																					
6.5- 7.0																					
7.0- 7.5																					
7.5- 8.0																					
8.0- 8.5																					
8.5- 9.0																					
9.0- 9.5																					
9.5-10.0																					
10.0-10.5																					
10.5-11.0																					
11.0-11.5																					
11.5-12.0																					
12.0-12.5																					
12.5-13.0																					
13.0-13.5																					
13.5-14.0																					
14.0-14.5																					
14.5-15.0																					
>15.0																					
SOMA			8	11	9	21	47	53	25	17	27	15	1					234	100		
%			3.4	4.7	3.8	9.0	20.1	22.6	10.7	7.3	11.5	6.4	0.4					100			
MED			0.8	1.2	1.5	1.4	1.8	1.9	2.1	3.2	3.9	4.2	3.1								

THS						HS					
MED	9.5	MIN	4.4	MAX	14.1	MED	2.24	MIN	0.59	MAX	5.70
DES.PAD	2.2	ASSIM	-0.06	CURT	2.52	DES.PAD	1.29	ASSIM	1.11	CURT	3.28

THS	< 3	3	4	5	6	7	8	9	10	11	12	13	14	15	16	17	>18	SOMA	%	MED	
HS	4	5	6	7	8	9	10	11	12	13	14	15	16	17	18	19	20	21	22	23	
0.0- 0.5																					
0.5- 1.0					1	3		1										5	1.8	7.7	
1.0- 1.5				4	5	9	5	10									33	11.9	7.9		
1.5- 2.0				2	6	4	6	10	3	4							35	12.6	8.7		
2.0- 2.5					1	3	1	8	10	11	4						38	13.7	10.4		
2.5- 3.0						3	2	5	3	4	2	1					20	7.2	10.0		
3.0- 3.5						2	9	4	1	2	1						19	6.9	9.2		
3.5- 4.0							3	1	4								8	2.9	9.6		
4.0- 4.5							3	2	3								8	2.9	9.6		
4.5- 5.0									3	7							10	3.6	11.0		
5.0- 5.5								1	5	16	1						23	8.3	11.3		
5.5- 6.0									7	17	10						34	12.3	11.5		
6.0- 6.5									6	3	1	1					11	4.0	11.2		
6.5- 7.0										4	3	6					13	4.7	12.6		
7.0- 7.5											4	3	6				13	4.7	13.7		
7.5- 8.0												2	4				6	2.2	14.3		
8.0- 8.5																					
8.5- 9.0													1				1	0.4	14.4		
9.0- 9.5																					
9.5-10.0																					
10.0-10.5																					
10.5-11.0																					
11.0-11.5																					
11.5-12.0																					
12.0-12.5																					
12.5-13.0																					
13.0-13.5																					
13.5-14.0																					
14.0-14.5																					
14.5-15.0																					
>15.0																					
SOMA				6	13	24	29	42	45	68	26	13	11					277	100		
%				2.2	4.7	8.7	10.5	15.2	16.2	24.5	9.4	4.7	4.0					100			
MED				1.3	1.5	1.7	2.7	2.2	4.1	4.5	5.2	6.7	7.7								

THS

HS

MED 10.3

MIN 5.5

MAX 14.9

MED 3.76

MIN 0.80

MAX 8.83

DES.PAD 2.0

ASSIM -0.18

CURT 2.60

DES.PAD 2.06

ASSIM 0.35

CURT 1.78

TABELA DE OCORRENCIAS CONJUNTAS

SMIGUEL JAN 2006

TZ	< 3	3	4	5	6	7	8	9	10	11	12	13	14	15	16	17	>18	SOMA	%	MED
HS	4	5	6	7	8	9	10	11	12	13	14	15	16	17	18	19	20	21	22	23
0.0- 0.5			1	3														4	1.7	6.1
0.5- 1.0	1	5	8	11	5	1												31	13.1	6.0
1.0- 1.5		4	19	29	11	7	1											71	30.0	6.4
1.5- 2.0		1	18	17	3	12												51	21.5	6.7
2.0- 2.5			2	11	7	8												28	11.8	7.2
2.5- 3.0				8	13	8	3											32	13.5	7.6
3.0- 3.5				4	9	2		3										15	6.3	7.3
3.5- 4.0						4	1											5	2.1	8.7
4.0- 4.5																				
4.5- 5.0																				
5.0- 5.5																				
5.5- 6.0																				
6.0- 6.5																				
6.5- 7.0																				
7.0- 7.5																				
7.5- 8.0																				
8.0- 8.5																				
8.5- 9.0																				
9.0- 9.5																				
9.5-10.0																				
10.0-10.5																				
10.5-11.0																				
11.0-11.5																				
11.5-12.0																				
12.0-12.5																				
12.5-13.0																				
13.0-13.5																				
13.5-14.0																				
14.0-14.5																				
14.5-15.0																				
>15.0																				
SOMA		1	10	48	83	48	42	5										237	100	
%		0.4	4.2	20.3	35.0	20.3	17.7	2.1										100		
MED		0.9	1.0	1.4	1.6	2.2	2.2	2.6												

TZ						HS					
MED	6.8	MIN	3.9	MAX	9.5	MED	1.76	MIN	0.47	MAX	3.93
DES.PAD	1.1	ASSIM	0.07	CURT	2.42	DES.PAD	0.78	ASSIM	0.57	CURT	2.49

TABELA DE OCORRENCIAS CONJUNTAS

SMIGUEL FEV 2006

TZ	< 3	3	4	5	6	7	8	9	10	11	12	13	14	15	16	17	>18	SOMA	%	MED	
HS	4	5	6	7	8	9	10	11	12	13	14	15	16	17	18	19	20	21	22	23	
0.0- 0.5																					
0.5- 1.0		2	7	7	2	3												21	9.0	5.2	
1.0- 1.5			10	10	18	15	5											58	24.8	6.4	
1.5- 2.0			2	6	18	19	6	2										53	22.6	6.9	
2.0- 2.5				1	10	14	1	5										31	13.2	7.4	
2.5- 3.0					1	7	1	3	4									16	6.8	8.5	
3.0- 3.5					3	3	3	5	2	4								17	7.3	8.4	
3.5- 4.0						3	3		1									7	3.0	8.3	
4.0- 4.5						2	3	2	1									8	3.4	8.8	
4.5- 5.0							1	3	3									7	3.0	9.6	
5.0- 5.5								4	8									12	5.1	10.1	
5.5- 6.0								3	1									4	1.7	10.0	
6.0- 6.5																					
6.5- 7.0																					
7.0- 7.5																					
7.5- 8.0																					
8.0- 8.5																					
8.5- 9.0																					
9.0- 9.5																					
9.5-10.0																					
10.0-10.5																					
10.5-11.0																					
11.0-11.5																					
11.5-12.0																					
12.0-12.5																					
12.5-13.0																					
13.0-13.5																					
13.5-14.0																					
14.0-14.5																					
14.5-15.0																					
>15.0																					
SOMA		2	19	24	52	66	25	24	22									234	100		
%		0.9	8.1	10.3	22.2	28.2	10.7	10.3	9.4									100			
MED		0.8	1.1	1.3	1.7	2.0	2.7	3.8	4.2												

TZ						HS					
MED	7.3	MIN	3.9	MAX	10.7	MED	2.24	MIN	0.59	MAX	5.70
DES.PAD	1.7	ASSIM	0.10	CURT	2.39	DES.PAD	1.29	ASSIM	1.11	CURT	3.28

TABELA DE OCORRENCIAS CONJUNTAS

SMIGUEL MAR 2006

TZ	< 3	3	4	5	6	7	8	9	10	11	12	13	14	15	16	17	>18	SOMA	%	MED	
HS	4	5	6	7	8	9	10	11	12	13	14	15	16	17	18	19	20	21	22	23	
0.0- 0.5																					
0.5- 1.0			1	3	1													5	1.8	5.6	
1.0- 1.5			7	11	8	7												33	11.9	5.9	
1.5- 2.0			1	12	7	9	5	1										35	12.6	6.7	
2.0- 2.5				4	4	14	9	5	2									38	13.7	7.9	
2.5- 3.0					5	7	4	2	2									20	7.2	7.9	
3.0- 3.5					9	6	3	1										19	6.9	7.3	
3.5- 4.0					3	1	4											8	2.9	7.7	
4.0- 4.5						6	2											8	2.9	7.7	
4.5- 5.0							8	2										10	3.6	8.7	
5.0- 5.5							11	12										23	8.3	8.9	
5.5- 6.0							10	23	1									34	12.3	9.2	
6.0- 6.5							6	5										11	4.0	9.1	
6.5- 7.0								9	4									13	4.7	9.8	
7.0- 7.5								1	11	1								13	4.7	10.4	
7.5- 8.0									2	4								6	2.2	11.2	
8.0- 8.5																					
8.5- 9.0												1						1	0.4	12.3	
9.0- 9.5																					
9.5-10.0																					
10.0-10.5																					
10.5-11.0																					
11.0-11.5																					
11.5-12.0																					
12.0-12.5																					
12.5-13.0																					
13.0-13.5																					
13.5-14.0																					
14.0-14.5																					
14.5-15.0																					
>15.0																					
SOMA			9	30	37	50	62	61	22	5	1							277	100		
%			3.2	10.8	13.4	18.1	22.4	22.0	7.9	1.8	0.4							100			
MED			1.2	1.5	2.3	2.5	4.3	5.3	6.3	7.7	8.8										

TZ						HS					
MED	8.0	MIN	4.4	MAX	12.3	MED	3.76	MIN	0.80	MAX	8.83
DES.PAD	1.6	ASSIM	-0.15	CURT	2.44	DES.PAD	2.06	ASSIM	0.35	CURT	1.78

TABELA DE OCORRENCIAS CONJUNTAS

SMIGUEL JAN 2006

TMAX	< 3	3	4	5	6	7	8	9	10	11	12	13	14	15	16	17	>18	SOMA	%	MED
HMAX	< 3	4	5	6	7	8	9	10	11	12	13	14	15	16	17	18	>18	SOMA	%	MED
0.0- 0.5																				
0.5- 1.0											2		3	1		1	1	8	3.4	14.9
1.0- 1.5									2	2	6	3	3		1			17	7.2	12.9
1.5- 2.0								1	7	5	7	9	9	1		1		40	16.9	12.8
2.0- 2.5								4	4	1	6	9	11	3	1	2		37	15.6	13.7
2.5- 3.0								1	3	7	7	3	8	5	4			31	13.1	13.9
3.0- 3.5								1			4	4	9	7	3	2	1	31	13.1	14.8
3.5- 4.0											1	2	6	1	5	1	1	17	7.2	15.2
4.0- 4.5													10	3	1	3	2	19	8.0	15.7
4.5- 5.0												1	9	2	2	2	4	20	8.4	15.8
5.0- 5.5											1			2	3		1	7	3.0	16.0
5.5- 6.0												1		1	1		2	5	2.1	16.4
6.0- 6.5														1		1	1	3	1.3	16.9
6.5- 7.0																				
7.0- 7.5																	1	1	0.4	18.8
7.5- 8.0																				
8.0- 8.5																	1	1	0.4	18.8
8.5- 9.0																				
9.0- 9.5																				
9.5-10.0																				
10.0-10.5																				
10.5-11.0																				
11.0-11.5																				
11.5-12.0																				
12.0-12.5																				
12.5-13.0																				
13.0-13.5																				
13.5-14.0																				
14.0-14.5																				
14.5-15.0																				
>15.0																				
SOMA								1	15	11	34	32	68	27	21	13	15	237	100	
%								0.4	6.3	4.6	14.3	13.5	28.7	11.4	8.9	5.5	6.3	100		
MED								1.5	1.9	1.9	2.3	2.5	3.0	3.5	3.7	3.5	4.9			

TMAX						HMAX					
MED	14.3	MIN	9.4	MAX	20.3	MED	2.97	MIN	0.69	MAX	8.05
DES.PAD	2.0	ASSIM	0.26	CURT	2.77	DES.PAD	1.35	ASSIM	0.70	CURT	3.27

TMAX	<	3	4	5	6	7	8	9	10	11	12	13	14	15	16	17	>18	SOMA	%	MED
HMAX	3	4	5	6	7	8	9	10	11	12	13	14	15	16	17	18				
0.0- 0.5																				
0.5- 1.0																				
1.0- 1.5									1	3	2	3	5					14	6.0	13.0
1.5- 2.0							1	2	4	6	2	2	12	1				30	12.8	12.7
2.0- 2.5								2	6		9	7	9	4	1		1	39	16.7	13.2
2.5- 3.0								1	3	7	4	5	5	5	1	1	1	32	13.7	14.3
3.0- 3.5								1	1	3		3	8	2	2	3	2	25	10.7	14.5
3.5- 4.0									1	1	6	3	4	1	2	1	1	20	8.5	13.9
4.0- 4.5									1		2	1	3		1	1	4	13	5.6	15.6
4.5- 5.0												1	2		2	1	1	7	3.0	16.0
5.0- 5.5												1	2	2	1	1	4	11	4.7	16.6
5.5- 6.0												1	1	1		1	1	5	2.1	15.9
6.0- 6.5											1					1	3	5	2.1	17.0
6.5- 7.0													2		1		2	5	2.1	16.6
7.0- 7.5															2	2	2	6	2.6	17.7
7.5- 8.0															1	1	5	7	3.0	18.6
8.0- 8.5																	4	4	1.7	19.1
8.5- 9.0													1			1	2	4	1.7	17.4
9.0- 9.5																	3	3	1.3	18.8
9.5-10.0																	4	4	1.7	18.8
10.0-10.5																				
10.5-11.0																				
11.0-11.5																				
11.5-12.0																				
12.0-12.5																				
12.5-13.0																				
13.0-13.5																				
13.5-14.0																				
14.0-14.5																				
14.5-15.0																				
>15.0																				
SOMA							1	5	15	16	29	26	54	16	18	14	40	234	100	
%							0.4	2.1	6.4	6.8	12.4	11.1	23.1	6.8	7.7	6.0	17.1	100		
MED							2.0	2.3	2.4	2.2	2.9	2.9	3.0	3.1	4.3	5.2	6.6			

TMAX						HMAX					
MED	14.7	MIN	8.6	MAX	21.1	MED	3.73	MIN	1.01	MAX	9.85
DES.PAD	2.7	ASSIM	0.27	CURT	2.40	DES.PAD	2.14	ASSIM	1.14	CURT	3.42

TMAX	<	3	4	5	6	7	8	9	10	11	12	13	14	15	16	17	>18	SOMA	%	MED
HMAX	3	4	5	6	7	8	9	10	11	12	13	14	15	16	17	18				
0.0- 0.5																				
0.5- 1.0																				
1.0- 1.5										1			1					2	0.7	12.9
1.5- 2.0									1	5	1	8	4					19	6.9	13.0
2.0- 2.5									2	2	2	2	9	1				18	6.5	13.5
2.5- 3.0									2	1	2	2	9	3	2			21	7.6	14.0
3.0- 3.5									1	2	2	1	10	3	2		3	24	8.7	14.6
3.5- 4.0										2	1	3	5	5		2	2	20	7.2	14.8
4.0- 4.5									1	1			4	1	2	2	3	14	5.1	15.6
4.5- 5.0										3	2	1	7	1	1		1	16	5.8	14.1
5.0- 5.5										1	1	2	5		1			10	3.6	14.0
5.5- 6.0												2	2	1		1		6	2.2	14.6
6.0- 6.5											1		2	2				5	1.8	14.4
6.5- 7.0												1	2		2			5	1.8	14.9
7.0- 7.5												2		2		1	3	8	2.9	16.2
7.5- 8.0													1		3	3	2	9	3.2	16.9
8.0- 8.5													2	2		3	3	10	3.6	16.8
8.5- 9.0													2		5	4	9	20	7.2	17.2
9.0- 9.5													1	1	3	3	5	13	4.7	17.4
9.5-10.0													1	4		1	2	8	2.9	16.9
10.0-10.5													1	1	1	2	3	8	2.9	17.6
10.5-11.0																1	9	10	3.6	19.2
11.0-11.5															2	2	6	10	3.6	18.5
11.5-12.0													2				5	7	2.5	18.5
12.0-12.5																	4	4	1.4	19.3
12.5-13.0																	4	4	1.4	19.3
13.0-13.5																	2	2	0.7	22.7
13.5-14.0																	3	3	1.1	21.4
14.0-14.5																				
14.5-15.0																				
>15.0																	1	1	0.4	19.5
SOMA									7	18	12	24	70	27	24	25	70	277	100	
%									2.5	6.5	4.3	8.7	25.3	9.7	8.7	9.0	25.3	100		
MED									2.8	3.1	3.6	3.6	4.5	5.8	7.1	8.1	9.7			

TMAX						HMAX					
MED	15.7	MIN	10.2	MAX	24.2	MED	6.22	MIN	1.22	MAX	15.59
DES.PAD	2.6	ASSIM	0.36	CURT	2.76	DES.PAD	3.46	ASSIM	0.43	CURT	1.96

ANEXO D

Listagem dos parâmetros espectrais HM0, T02, TP, SMAX e
direccionais THTP1, SPRTP1, THHF1, THLF1 e N

Código de símbolos:

HM0	(m)	-	Altura significativa, $Hm0 = 4\sqrt{M0}$;
T02	(s)	-	Período médio, $T02 = \sqrt{\frac{M0}{M2}}$;
M0	(m ²)	-	Momento espectral de ordem zero;
M2	(m ² .s ⁻²)	-	Momento espectral de ordem dois;
NG		-	Número de grupos utilizados no cálculo dos espectros;
THHF1	(°)	-	Direcção média relativa às altas frequências (períodos menores que 8 segundos);
THLF1	(°)	-	Direcção média relativa às baixas frequências (períodos maiores que 8 segundos);

Utilizando estimadores dos espectros cruzados em 20 bandas de frequência, são determinados os seguintes parâmetros:

TP	(s)	-	Período de pico;
SMAX	(m ² .s)	-	Máxima ordenada espectral;
THTP1	(°)	-	Direcção média do período de pico;
SPRTP1	(°)	-	Dispersão no período de pico;
N		-	Expoente da distribuição cosseno no período de pico;

As estimativas das ordenadas dos espectros são calculadas pelo método directo de estimação do espectro, aplicando o algoritmo "FAST FOURIER TRANSFORM" aos dados agrupados em blocos de 200 segundos, e efectuando a média sobre todos os blocos considerados válidos. É aplicada a janela cosseno aos primeiros e últimos 64 pontos de cada bloco.

Intervalo de tempo entre valores.....	0.78 s
Número de ordenadas do espectro	127
Resolução em frequência do espectro.....	0.005 Hz
Frequência de corte do espectro.....	0.635 Hz
Número de graus de liberdade	2 * NG

NOTA: Todas as direcções apresentadas estão referidas ao Norte verdadeiro.

DIA	HORA	NG	HM0 (m)	T02 (s)	TP (s)	SMAX (m2.s)	THTP1 (graus)	SPRTP1 (graus)	THHF1 (graus)	THLF1 (graus)	N
01	00-00	9	1.34	8.3	13.3	3.037	257	29	195	258	7.1
01	06-00	9	1.20	6.1	12.5	2.635	267	23	180	256	9.1
01	09-00	9	1.07	6.5	12.5	1.706	267	25	170	258	7.5
01	12-00	9	1.00	5.3	11.8	1.327	264	24	156	250	10.4
01	15-00	9	1.06	5.1	11.8	1.627	271	27	153	266	6.9
01	18-00	9	1.05	4.7	11.8	1.193	267	29	159	249	6.1
01	21-00	9	1.07	4.5	11.8	1.134	267	32	153	257	5.0
02	00-00	9	.99	4.2	11.1	.441	261	42	145	234	1.6
02	03-00	9	1.13	4.6	11.1	1.021	262	29	150	252	4.5
02	06-00	9	1.09	4.4	11.1	.850	263	30	156	255	6.8
02	09-00	9	1.15	4.6	11.1	.806	262	32	165	253	3.6
02	12-00	9	1.11	4.9	10.5	.573	266	29	151	259	6.2
02	15-00	9	1.10	4.6	6.2	.731	142	32	139	226	4.3
02	18-00	9	1.15	4.6	6.2	.616	158	31	144	242	3.5
02	21-00	9	1.16	4.2	6.2	.597	166	32	161	241	3.3
03	00-00	9	1.10	4.6	6.2	.580	148	38	147	254	1.6
03	03-00	9	1.15	4.5	7.0	.591	160	40	161	250	2.0
03	06-00	9	1.22	4.6	7.0	.800	157	38	156	253	2.8
03	09-00	9	1.24	4.7	10.0	.643	272	24	161	258	8.6
03	12-00	9	1.32	4.9	7.0	.981	147	37	145	260	2.0
03	15-00	9	1.63	5.1	6.2	1.576	133	30	150	258	4.0
03	18-00	9	1.77	5.2	7.0	2.131	144	33	158	258	5.0
03	21-00	9	1.67	5.1	7.0	1.432	146	39	164	264	2.1
04	00-00	9	1.66	5.0	7.0	1.643	134	36	155	244	2.9
04	03-00	9	1.87	5.0	12.5	1.995	274	26	162	244	7.7
04	06-00	9	1.71	5.0	7.0	1.583	145	35	172	261	4.4
04	09-00	9	1.75	5.1	7.0	1.910	136	36	180	265	4.5
04	12-00	9	1.57	5.0	11.8	1.529	280	29	177	268	4.4
04	15-00	9	1.51	5.0	11.8	1.064	272	26	183	256	5.7
04	18-00	9	1.71	5.6	11.8	2.995	270	22	192	270	13.9
04	21-00	9	1.88	5.7	11.1	2.034	272	23	206	275	8.9
05	00-00	9	1.99	6.3	13.3	6.402	281	15	217	275	20.4
05	03-00	9	1.96	6.5	13.3	5.206	277	20	215	266	22.6
05	06-00	9	2.09	8.1	12.5	9.002	279	21	237	277	11.8
05	09-00	9	2.06	8.0	12.5	8.755	283	19	251	277	16.3
05	12-00	9	1.91	7.6	12.5	5.962	281	18	272	280	13.0
05	15-00	9	1.86	7.6	13.3	5.986	270	21	295	274	10.3
05	18-00	9	1.68	7.7	11.1	4.498	270	22	302	270	8.6
05	21-00	9	2.02	8.3	12.5	7.230	281	17	298	280	15.4
06	00-00	9	1.61	8.0	12.5	4.544	278	21	294	276	10.3
06	03-00	9	1.37	7.6	11.1	3.220	277	18	292	272	13.0
06	06-00	9	1.34	7.9	11.1	3.395	271	25	316	269	5.2
06	09-00	9	1.33	7.6	11.1	3.297	279	20	296	271	10.1
06	15-00	9	1.05	7.3	11.1	1.551	277	25	310	264	7.0
06	21-00	9	.94	6.9	11.1	1.089	288	26	306	263	5.8

DIA	HORA	NG	HM0 (m)	T02 (s)	TP (s)	SMAX (m2.s)	THTP1 (graus)	SPRTP1 (graus)	THHF1 (graus)	THLF1 (graus)	N
07	00-00	9	1.00	7.3	11.1	1.481	278	23	271	259	7.7
07	03-00	9	.79	6.9	10.5	.534	282	28	263	249	4.0
07	06-00	8	.64	6.5	9.1	.334	261	35	160	241	4.0
07	09-00	9	.74	4.0	9.1	.304	274	35	250	246	4.3
07	12-00	9	.79	3.6	10.5	.247	268	39	264	262	2.8
07	15-00	9	1.04	3.6	4.5	.423	271	27	268	272	5.5
07	18-00	9	1.02	3.9	4.9	.710	264	25	265	267	7.4
08	00-00	9	1.33	4.8	6.2	1.512	292	25	286	275	5.8
08	03-00	9	1.49	5.2	7.0	1.491	296	17	291	286	17.9
08	06-00	9	1.52	5.1	7.0	1.686	291	20	291	287	14.8
08	09-00	9	1.70	5.5	13.3	2.402	293	30	297	289	8.7
08	12-00	9	1.91	5.7	12.5	3.838	293	17	303	293	22.5
08	15-00	9	1.78	5.5	12.5	3.001	288	20	300	294	17.9
08	18-00	9	1.93	5.4	11.8	4.655	285	20	305	296	16.4
08	21-00	9	1.66	4.9	11.1	2.674	292	23	316	297	7.7
09	00-00	9	1.67	5.3	11.1	3.828	291	20	312	286	13.3
09	03-00	9	1.45	6.4	11.1	3.343	285	17	304	293	19.8
09	06-00	9	1.41	6.3	11.1	2.633	289	20	5	291	12.2
09	09-00	9	1.34	6.5	11.1	2.593	290	20	20	282	11.4
09	12-00	9	1.25	6.0	10.5	2.431	283	22	305	270	12.2
09	18-00	9	1.27	5.7	10.5	1.812	279	25	123	256	8.5
09	21-00	8	1.15	5.6	10.0	1.008	280	32	130	251	6.0
10	00-00	9	1.16	5.9	10.0	1.361	276	30	129	242	11.3
10	03-00	9	1.15	6.2	10.0	1.087	282	31	135	255	8.4
10	06-00	9	1.23	6.4	8.0	1.354	122	59	140	241	10.9
10	09-00	9	1.15	6.2	9.1	1.235	204	68	151	213	3.8
10	15-00	9	1.04	6.1	9.1	.947	183	66	141	227	2.5
10	18-00	9	1.11	6.7	8.0	1.221	120	43	133	230	10.4
10	21-00	9	1.21	6.6	8.0	1.888	134	40	145	215	5.7
11	00-00	9	1.08	6.2	8.0	.970	133	46	174	244	7.3
11	03-00	9	1.35	7.0	8.0	2.078	125	41	178	256	16.9
11	06-00	9	1.40	7.2	11.1	2.617	286	23	160	274	10.4
11	12-00	9	1.52	6.9	11.1	2.633	280	24	150	241	11.1
11	15-00	9	1.48	5.9	10.5	2.635	284	34	161	260	6.7
11	18-00	9	1.79	5.8	8.0	2.881	139	52	178	249	6.9
11	21-00	9	1.86	5.3	11.1	2.533	274	40	203	246	3.0
12	00-00	9	2.02	5.6	9.1	3.715	220	59	234	249	1.3
12	03-00	9	1.72	5.1	11.1	1.644	284	35	242	256	6.5
12	06-00	9	1.93	5.5	10.5	3.333	284	38	251	268	5.4
12	09-00	9	1.97	6.2	10.5	3.990	285	25	249	271	16.5
12	12-00	9	1.70	5.6	9.1	2.214	221	62	262	260	1.4
12	15-00	9	1.70	5.3	9.1	2.009	241	64	279	276	2.3
12	18-00	9	2.10	6.0	13.3	3.779	294	15	283	286	29.3
12	21-00	9	2.18	6.4	12.5	5.522	294	17	280	285	26.6
13	00-00	9	2.27	6.0	12.5	3.644	284	23	278	284	7.8

DIA	HORA	NG	HM0 (m)	T02 (s)	TP (s)	SMAX (m2.s)	THTP1 (graus)	SPRTP1 (graus)	THHF1 (graus)	THLF1 (graus)	N
13	03-00	9	2.46	6.1	13.3	4.442	288	20	280	282	19.6
13	06-00	9	2.98	7.7	14.3	10.938	293	15	281	289	36.7
13	09-00	9	3.07	8.6	13.3	14.088	291	14	281	286	33.7
13	12-00	9	2.22	7.4	13.3	4.235	286	23	277	281	11.1
13	15-00	9	2.51	7.8	14.3	7.664	292	17	279	286	46.8
13	18-00	9	2.93	9.3	14.3	18.525	291	12	276	286	52.3
13	21-00	9	2.71	9.1	14.3	12.635	293	13	271	289	62.4
14	00-00	9	2.18	6.8	13.3	5.309	290	16	257	289	18.9
14	06-00	9	2.26	5.7	13.3	4.220	289	23	251	282	11.2
14	09-00	9	2.63	5.6	11.8	3.392	272	27	243	275	6.9
14	12-00	9	2.54	5.6	7.0	4.704	258	24	236	274	6.8
14	15-00	9	2.90	5.8	11.1	4.247	284	30	245	283	4.5
14	18-00	9	3.03	6.6	11.1	8.716	285	23	250	283	10.4
14	21-00	9	2.80	7.3	12.5	9.452	290	20	266	281	16.1
15	00-00	9	2.23	6.8	13.3	3.917	287	21	272	284	17.7
15	03-00	9	2.48	7.3	12.5	6.803	285	22	279	281	20.3
15	06-00	9	2.57	7.7	12.5	7.412	288	17	279	285	23.7
15	09-00	9	2.70	8.3	13.3	12.218	293	16	279	282	23.0
15	12-00	9	2.25	7.6	12.5	6.209	286	18	282	282	17.7
15	15-00	9	2.14	7.8	13.3	5.252	287	24	295	282	17.0
15	18-00	9	2.20	8.2	12.5	7.090	288	19	293	281	18.3
15	21-00	9	1.84	7.7	11.1	3.702	281	19	294	280	12.5
16	00-00	9	1.81	7.9	11.8	4.850	286	20	289	286	15.8
16	03-00	9	1.51	7.3	11.8	3.237	280	24	289	279	9.3
16	06-00	9	1.53	7.4	11.8	3.503	287	19	291	288	21.5
16	09-00	9	1.57	7.6	11.8	4.866	286	18	288	273	17.0
16	12-00	9	1.25	6.5	10.0	1.444	285	27	298	270	7.2
16	18-00	9	1.11	6.0	10.5	1.635	285	24	297	267	8.4
16	21-00	9	1.19	6.1	11.1	2.194	292	16	296	274	18.0
17	00-00	9	1.14	6.4	10.5	1.684	283	24	298	270	7.6
17	03-00	9	.81	6.0	10.5	.524	277	36	298	265	3.7
17	06-00	9	.91	6.4	10.5	1.074	290	27	291	271	11.1
17	09-00	9	.80	5.8	10.0	.627	278	27	290	258	6.5
17	12-00	9	.80	6.2	10.0	.838	286	28	290	261	6.8
17	15-00	9	.71	5.3	10.5	.476	286	35	299	252	6.0
17	18-00	9	.69	5.2	9.1	.491	284	34	304	248	4.1
17	21-00	9	.60	5.5	9.1	.371	281	40	303	247	3.4
18	00-00	9	.64	5.7	9.1	.394	276	38	149	238	3.1
18	03-00	9	.52	5.6	9.1	.213	263	47	150	205	2.0
18	06-00	9	.50	5.7	9.1	.184	279	49	153	227	3.8
18	09-00	9	.54	5.7	9.1	.175	257	57	134	224	2.6
18	12-00	9	.55	5.4	9.1	.172	262	54	137	242	3.0
18	15-00	9	.55	5.1	15.4	.134	241	69	144	250	2.5
18	18-00	9	.59	5.9	15.4	.264	278	30	134	258	12.8
18	21-00	9	.68	6.8	15.4	.607	281	27	141	261	12.9

DIA	HORA	NG	HM0 (m)	T02 (s)	TP (s)	SMAX (m2.s)	THTP1 (graus)	SPRTP1 (graus)	THHF1 (graus)	THLF1 (graus)	N
19	00-00	9	.83	7.7	14.3	1.209	287	27	136	279	15.4
19	03-00	9	.89	4.8	13.3	1.034	279	29	137	272	7.1
19	06-00	9	1.03	4.9	13.3	1.074	285	29	155	283	7.1
19	09-00	9	1.49	5.1	13.3	2.149	283	24	190	286	11.6
19	12-00	9	1.73	5.6	16.7	3.615	271	19	211	278	15.4
19	15-00	9	1.86	5.9	15.4	6.298	270	28	197	275	9.0
19	18-00	9	2.78	7.1	15.4	14.799	271	25	193	274	8.2
19	21-00	9	3.26	7.8	15.4	21.978	267	15	199	270	25.8
20	00-00	9	3.17	7.0	15.4	18.092	268	15	167	268	21.9
20	03-00	9	2.91	6.3	15.4	8.718	263	23	153	265	11.6
20	06-00	9	3.32	6.7	14.3	14.172	268	18	141	261	14.2
20	09-00	9	3.46	7.6	14.3	24.459	268	16	142	267	29.9
20	12-00	9	3.33	6.9	14.3	15.199	274	21	137	257	17.2
20	15-00	9	3.60	6.9	13.3	13.175	275	22	132	250	11.3
20	18-00	9	3.14	6.6	13.3	7.909	270	27	123	248	5.0
20	21-00	9	3.41	6.7	13.3	10.354	271	24	133	248	9.6
21	00-00	9	3.29	6.7	8.0	9.899	170	28	127	250	4.9
21	03-00	9	3.38	6.8	8.0	10.284	161	28	134	246	3.7
21	06-00	9	2.88	6.5	8.0	8.083	154	27	129	238	4.2
21	09-00	9	2.78	6.6	9.1	6.634	163	31	134	226	4.3
21	12-00	9	2.63	6.7	9.1	7.853	172	30	133	232	4.8
21	15-00	9	2.38	6.5	9.1	6.278	163	31	134	227	4.2
21	18-00	9	2.10	6.0	8.0	3.725	141	36	135	219	2.4
21	21-00	9	1.94	6.0	8.0	3.065	149	38	148	219	2.1
22	00-00	9	1.90	6.0	8.0	3.552	150	37	144	232	2.5
22	03-00	9	1.62	6.2	8.0	2.796	159	39	143	225	2.8
22	06-00	9	1.69	5.9	8.0	3.228	153	36	144	211	2.2
22	09-00	9	1.69	5.8	8.0	3.292	154	35	140	217	3.3
22	12-00	9	1.54	5.4	8.0	2.511	157	44	139	214	1.5
22	15-00	9	1.58	5.9	7.0	2.419	142	34	138	221	3.4
22	18-00	9	1.38	5.7	8.0	1.911	162	42	134	203	4.2
22	21-00	9	1.58	5.8	8.0	2.038	156	53	129	230	2.7
23	00-00	9	1.59	6.3	8.0	2.616	177	54	134	251	1.9
23	03-00	9	1.57	6.5	8.0	2.419	171	58	130	245	1.6
23	06-00	9	1.44	6.0	7.0	1.519	148	58	130	244	3.7
23	09-00	9	1.52	5.9	8.0	1.852	144	44	139	250	5.8
23	12-00	9	1.49	5.4	7.0	1.478	129	47	130	264	2.7
23	15-00	9	1.64	5.5	12.5	1.969	276	28	135	265	6.4
23	18-00	9	1.43	5.5	11.8	1.296	279	31	144	253	6.6
24	00-00	9	1.49	5.2	11.8	2.855	283	21	176	269	10.3
24	03-00	9	1.40	5.7	11.8	2.668	269	24	193	274	7.6
24	06-00	9	1.17	5.8	11.1	1.099	279	31	190	256	6.6
24	09-00	9	1.79	4.6	10.5	1.741	275	28	259	265	8.1
24	12-00	9	2.58	5.6	7.0	5.317	280	27	285	279	11.0
24	15-00	9	3.34	6.8	14.3	8.846	284	27	286	278	11.0

DIA	HORA	NG	HMO (m)	T02 (s)	TP (s)	SMAX (m2.s)	THTP1 (graus)	SPRTP1 (graus)	THHF1 (graus)	THLF1 (graus)	N
24	18-00	9	3.39	7.5	15.4	10.124	283	25	285	276	10.8
24	21-00	9	3.81	7.7	15.4	13.856	277	25	282	275	12.7
25	00-00	9	3.91	7.7	15.4	14.207	277	24	286	276	10.5
25	03-00	9	4.12	8.0	11.1	13.745	277	20	278	278	13.0
25	06-00	9	4.09	7.9	12.5	13.010	274	25	285	273	9.3
25	09-00	9	4.10	8.8	16.7	21.118	279	21	272	274	18.4
25	12-00	9	3.92	8.9	18.2	14.708	282	16	265	274	23.0
25	15-00	9	3.12	8.9	16.7	13.010	283	17	262	278	16.3
25	18-00	9	2.79	8.1	18.2	8.386	289	19	237	277	19.8
25	21-00	9	3.33	6.8	14.3	10.430	280	25	222	278	9.9
26	00-00	9	3.70	7.1	8.0	10.516	245	28	241	271	3.8
26	03-00	9	3.48	7.3	9.1	10.188	257	27	246	270	4.3
26	06-00	9	3.33	7.1	11.1	8.336	271	23	253	269	7.3
26	09-00	9	3.41	6.5	11.1	9.537	260	24	272	261	6.1
26	12-00	9	3.53	7.3	10.0	10.714	260	23	286	264	6.6
26	15-00	9	3.04	7.8	11.8	9.820	276	20	290	275	10.6
26	21-00	9	2.34	7.7	12.5	7.309	268	16	292	265	20.1
27	00-00	9	2.30	8.1	11.8	8.094	268	21	296	270	11.4
27	03-00	9	2.28	8.3	11.1	6.805	270	17	290	268	15.5
27	06-00	9	1.96	7.7	12.5	4.872	272	19	287	268	9.6
27	09-00	9	1.88	7.9	11.8	5.616	271	16	293	256	19.6
27	12-00	9	1.94	8.2	12.5	5.022	267	19	292	257	14.6
27	15-00	9	1.80	7.6	12.5	4.237	276	19	293	259	17.0
27	18-00	9	1.68	7.8	13.3	3.426	274	22	293	257	12.3
27	21-00	9	1.61	8.1	12.5	3.221	269	21	305	250	10.5
28	00-00	9	1.54	8.1	12.5	3.298	275	22	281	249	10.1
28	03-00	9	1.33	7.8	11.8	2.668	268	22	201	247	10.0
28	06-00	9	1.34	7.7	12.5	2.441	270	21	230	247	11.1
28	09-00	9	1.24	7.6	11.8	2.233	266	21	147	237	13.8
28	12-00	9	1.25	6.7	11.1	2.186	265	21	154	232	10.8
28	15-00	9	1.25	6.2	11.1	2.365	262	22	203	235	16.7
28	18-00	9	1.26	5.7	11.1	2.258	266	32	208	236	13.7
28	21-00	8	1.41	6.0	11.8	2.484	264	35	200	235	9.2
29	00-00	9	1.84	6.3	11.8	5.296	278	28	212	251	19.6
29	03-00	9	2.04	6.5	11.8	5.729	269	27	220	261	14.3
29	06-00	9	2.02	6.6	12.5	7.037	277	17	215	266	29.2
29	09-00	9	2.20	6.8	12.5	8.282	270	21	203	262	20.5
29	12-00	9	2.30	6.6	12.5	6.526	273	31	204	262	8.9
29	15-00	9	2.54	7.1	13.3	8.953	275	21	208	269	19.0
29	18-00	9	2.90	7.6	12.5	13.804	266	18	205	262	15.9
29	21-00	9	2.45	6.8	12.5	8.224	265	19	192	262	15.7
30	00-00	9	3.04	7.2	12.5	11.321	268	23	190	262	10.2
30	03-00	9	3.05	6.3	12.5	8.194	268	23	194	260	10.0
30	06-00	9	3.32	6.6	12.5	9.444	272	20	194	258	12.0
30	09-00	9	3.24	6.9	12.5	11.699	264	18	205	255	14.4

DIA	HORA	NG	HM0 (m)	T02 (s)	TP (s)	SMAX (m2.s)	THTP1 (graus)	SPRTP1 (graus)	THHF1 (graus)	THLF1 (graus)	N
30	12-00	9	3.14	7.2	11.1	12.652	253	21	196	249	10.2
30	15-00	9	2.96	7.2	11.8	11.030	259	25	209	248	5.4
30	18-00	9	2.64	7.1	11.1	7.152	259	25	233	253	6.0
30	21-00	9	2.68	7.3	10.0	7.650	247	20	233	254	9.3
31	00-00	9	2.44	6.3	11.8	4.907	257	24	220	248	6.2
31	03-00	9	2.74	6.2	10.5	6.251	251	31	213	245	7.0
31	06-00	9	2.96	6.1	11.8	6.032	264	27	233	251	5.4
31	09-00	9	2.49	6.0	11.1	4.548	261	28	246	249	4.0
31	12-00	9	2.75	6.4	12.5	5.550	259	27	251	254	6.0
31	15-00	9	2.72	6.8	11.1	6.345	266	28	231	255	4.2
31	18-00	9	2.69	6.6	11.1	6.426	276	25	246	261	6.5
31	21-00	9	2.51	6.6	10.5	6.729	263	25	239	262	5.4

DIA	HORA	NG	HMO (m)	T02 (s)	TP (s)	SMAX (m2.s)	THTP1 (graus)	SPRTP1 (graus)	THHF1 (graus)	THLF1 (graus)	N
01	00-00	9	2.54	6.0	9.1	5.343	263	27	222	253	5.0
01	03-00	9	2.78	6.0	10.5	6.037	267	32	219	259	2.7
01	06-00	9	3.64	6.4	7.0	10.818	240	25	224	261	6.0
01	09-00	9	3.38	6.6	8.0	8.407	236	31	247	258	2.1
01	12-00	9	2.98	6.8	11.8	8.817	266	21	260	257	10.1
01	15-00	9	3.03	7.3	11.8	10.881	275	21	263	265	13.6
01	18-00	9	2.79	6.9	11.1	8.131	274	23	266	266	10.8
01	21-00	9	2.46	6.6	11.8	5.546	265	23	269	263	7.1
02	00-00	9	2.36	6.4	11.1	5.768	261	25	271	265	5.9
02	03-00	9	2.21	6.2	11.1	5.486	269	28	273	263	4.4
02	06-00	9	2.13	6.2	11.8	5.035	272	28	270	263	6.7
02	09-00	9	1.91	6.8	11.1	5.851	272	21	269	262	11.7
02	12-00	9	1.88	7.3	11.1	5.086	273	20	265	259	9.4
02	15-00	9	1.73	7.1	11.1	4.180	272	26	262	261	8.3
02	18-00	9	1.73	6.9	10.0	4.898	276	26	245	257	4.8
02	21-00	9	1.71	7.0	11.1	4.828	284	21	257	277	9.5
03	00-00	9	1.59	6.4	11.1	4.063	274	27	252	268	5.6
03	03-00	9	1.46	6.1	10.5	2.968	269	26	244	267	5.2
03	06-00	9	1.53	6.1	10.5	2.582	278	28	246	269	4.9
03	09-00	9	1.43	5.5	11.1	2.000	274	29	247	275	4.8
03	12-00	9	1.34	5.0	10.0	1.173	267	31	233	267	4.2
03	15-00	9	1.37	4.7	9.1	.868	266	32	220	266	4.0
03	18-00	9	1.62	4.9	6.2	1.143	259	27	217	265	6.6
03	21-00	9	1.85	5.4	18.2	2.493	263	26	213	264	12.1
04	00-00	9	2.88	7.2	18.2	15.633	264	14	201	269	32.0
04	03-00	9	3.36	8.1	16.7	23.219	268	18	191	273	26.0
04	06-00	9	4.06	7.9	18.2	19.187	265	19	190	266	17.3
04	12-00	9	4.38	8.1	15.4	31.102	270	16	177	265	17.0
04	15-00	9	4.25	7.7	15.4	24.658	270	17	177	263	16.1
04	18-00	9	4.46	8.0	13.3	22.371	269	21	180	256	16.6
04	21-00	9	4.32	8.2	15.4	25.547	271	16	174	257	21.2
05	00-00	9	3.61	7.6	15.4	19.943	272	16	159	256	23.8
05	03-00	9	3.60	7.5	14.3	14.241	276	18	169	259	23.2
05	06-00	9	3.75	7.4	14.3	13.456	272	24	160	253	7.4
05	09-00	9	3.83	7.5	14.3	17.808	277	21	166	250	8.6
05	12-00	9	3.32	7.6	14.3	12.352	278	20	167	249	11.0
05	15-00	9	3.01	7.6	14.3	7.299	279	22	166	254	7.5
05	18-00	9	2.83	7.4	13.3	10.628	274	21	152	254	10.1
05	21-00	9	2.67	6.9	12.5	6.694	277	21	152	242	9.9
06	00-00	9	2.68	7.2	12.5	6.948	278	21	178	258	7.9
06	03-00	9	2.32	7.3	12.5	5.877	284	20	161	264	11.4
06	06-00	9	2.13	7.0	12.5	4.200	282	24	178	258	8.9
06	09-00	9	2.13	7.1	11.8	3.957	271	22	170	250	11.9
06	12-00	9	1.98	7.0	7.0	2.883	160	55	169	267	.8
06	15-00	9	1.67	6.8	8.0	2.264	232	66	168	255	1.1

DIA	HORA	NG	HM0 (m)	T02 (s)	TP (s)	SMAX (m2.s)	THTP1 (graus)	SPRTP1 (graus)	THHF1 (graus)	THLF1 (graus)	N
06	18-00	8	1.81	6.6	8.0	2.344	222	69	167	251	.6
07	00-00	9	1.79	6.5	8.0	2.947	167	58	159	242	1.0
07	03-00	9	2.20	6.8	8.0	6.355	132	43	103	204	3.3
07	06-00	9	2.01	6.5	8.0	4.939	142	40	131	191	4.3
07	09-00	9	1.89	6.6	8.0	4.317	131	43	135	191	4.0
07	12-00	9	1.89	6.2	8.0	4.779	131	40	131	165	5.6
07	15-00	9	2.49	6.8	10.0	8.958	118	39	118	138	21.8
07	18-00	9	2.47	6.4	10.5	8.353	113	24	113	126	36.2
07	21-00	9	2.34	6.7	10.0	6.270	114	29	124	133	17.5
08	00-00	9	2.68	7.0	10.0	14.583	124	31	122	136	18.7
08	03-00	9	2.49	7.3	10.0	14.511	128	35	131	146	13.0
08	09-00	9	1.84	6.2	9.1	5.730	124	33	132	156	7.3
08	12-00	9	1.85	6.4	9.1	5.309	121	32	123	143	11.6
08	15-00	9	1.78	6.1	9.1	4.358	123	34	125	147	9.9
08	18-00	9	1.50	6.1	9.1	3.149	120	31	117	146	11.3
08	21-00	9	1.41	6.1	9.1	2.836	125	39	119	155	9.6
09	00-00	9	1.45	6.2	8.0	2.840	127	30	128	152	7.5
09	03-00	9	1.21	6.4	9.1	1.656	123	39	128	147	6.0
09	06-00	9	1.26	6.3	9.1	2.332	116	31	204	148	9.5
09	09-00	9	1.20	5.4	9.1	2.100	124	31	257	158	9.9
09	12-00	9	1.00	4.5	9.1	1.013	123	39	293	162	11.9
09	15-00	9	.91	4.4	9.1	.539	130	53	294	176	8.1
09	18-00	9	.94	4.6	11.8	.741	272	37	296	192	7.6
09	21-00	9	1.25	6.1	10.0	2.192	116	32	293	181	18.2
10	00-00	9	1.40	6.9	10.0	2.753	114	38	296	162	39.0
10	03-00	9	1.21	6.3	10.0	2.434	124	52	287	203	9.3
10	06-00	9	1.12	5.6	10.0	1.708	153	71	290	211	10.6
10	09-00	9	1.19	5.7	10.5	1.337	178	78	301	214	6.1
10	12-00	9	1.26	6.4	10.0	2.252	126	54	273	185	13.9
10	15-00	9	1.26	6.8	10.0	1.939	201	75	290	219	8.1
10	18-00	9	1.23	7.3	12.5	1.947	268	26	266	223	15.0
10	21-00	9	1.13	7.1	12.5	1.421	265	31	66	224	7.5
11	00-00	9	1.21	7.0	12.5	2.093	275	27	120	234	11.2
11	03-00	9	1.18	6.8	12.5	1.691	267	26	118	227	10.8
11	06-00	9	1.19	7.1	12.5	1.948	269	23	119	228	8.8
11	09-00	9	1.18	7.2	12.5	2.245	266	18	123	227	17.7
11	12-00	9	1.09	6.2	11.8	1.445	270	28	128	230	7.7
11	15-00	9	1.10	7.0	11.8	2.067	267	23	131	242	10.1
11	18-00	8	1.03	7.2	11.8	2.225	265	19	125	252	12.6
11	21-00	9	1.02	6.5	11.8	1.631	272	22	130	253	9.4
12	00-00	9	.97	5.6	10.5	1.234	272	27	145	245	10.9
12	03-00	9	.90	4.8	11.1	.963	273	30	168	245	9.6
12	06-00	9	1.00	4.7	10.5	.993	276	28	184	241	11.9
12	09-00	9	1.17	4.7	11.1	1.282	277	24	226	256	6.8
12	12-00	9	1.29	4.7	10.5	1.061	272	32	228	265	6.9

DIA	HORA	NG	HM0 (m)	T02 (s)	TP (s)	SMAX (m2.s)	THTP1 (graus)	SPRTP1 (graus)	THHF1 (graus)	THLF1 (graus)	N
12	15-00	9	1.45	4.9	10.5	1.399	277	30	239	278	5.6
12	18-00	9	1.99	6.3	10.5	3.810	282	20	248	281	14.2
12	21-00	9	2.79	8.9	15.4	11.518	292	10	243	281	91.8
13	00-00	9	2.75	9.2	14.3	9.451	284	17	250	278	22.6
13	03-00	9	3.19	9.4	15.4	12.357	284	16	254	279	20.7
13	06-00	9	2.93	9.1	16.7	12.724	286	16	259	282	26.7
13	09-00	9	3.30	9.6	15.4	18.536	285	13	262	281	35.8
13	12-00	9	3.15	9.4	15.4	19.151	282	20	266	275	19.8
13	15-00	9	3.19	9.1	14.3	17.160	280	20	272	277	17.5
13	18-00	9	3.34	9.3	15.4	19.100	285	15	278	283	21.4
13	21-00	9	3.32	10.1	15.4	18.485	281	15	280	278	28.2
14	00-00	9	2.72	9.5	14.3	13.417	276	18	280	276	17.1
14	03-00	9	2.58	9.2	13.3	13.690	280	19	280	278	11.0
14	06-00	9	2.59	9.1	13.3	10.325	281	15	282	285	21.6
14	09-00	9	2.66	9.7	13.3	12.195	280	18	270	282	12.2
14	12-00	9	2.41	9.2	12.5	11.042	277	18	283	279	14.9
14	15-00	9	2.00	8.4	12.5	6.118	276	20	260	277	10.9
14	18-00	9	1.99	7.7	12.5	6.001	283	19	267	280	12.0
14	21-00	9	1.73	7.5	12.5	4.285	272	21	263	279	8.7
15	00-00	9	1.63	7.3	11.1	2.779	273	19	258	275	12.1
15	03-00	9	1.46	6.2	11.8	2.130	276	25	253	278	5.7
15	06-00	9	1.47	5.5	11.1	2.189	277	22	261	276	9.0
15	09-00	9	1.63	5.1	11.1	2.452	275	23	265	277	9.7
15	12-00	9	1.67	5.3	11.1	2.436	283	24	262	280	8.7
15	15-00	9	1.75	5.8	10.5	2.498	270	29	255	282	4.2
15	21-00	9	2.05	6.9	14.3	4.406	277	23	257	273	11.7
16	00-00	9	2.28	7.2	14.3	6.095	278	24	260	278	15.4
16	03-00	9	2.02	7.4	14.3	4.081	277	23	264	271	12.8
16	06-00	9	2.19	8.4	13.3	7.183	272	19	281	272	17.4
16	09-00	9	2.16	8.8	14.3	5.970	276	19	277	274	12.4
16	12-00	9	1.87	8.4	12.5	4.092	276	25	286	271	8.8
16	15-00	9	2.12	8.2	14.3	7.660	270	23	294	272	9.9
16	18-00	9	2.08	7.7	14.3	6.393	273	24	287	274	10.4
16	21-00	9	2.26	9.1	13.3	12.122	276	13	278	275	28.2
17	00-00	9	1.80	8.7	13.3	5.023	277	25	284	275	6.6
17	03-00	9	1.94	8.0	13.3	7.884	275	26	275	274	7.3
17	06-00	9	1.86	6.9	11.8	4.815	282	22	271	279	9.1
17	09-00	9	1.76	6.7	13.3	4.556	277	22	281	283	9.6
17	12-00	9	1.82	6.2	13.3	4.178	281	28	275	284	7.7
17	15-00	9	1.61	5.7	12.5	3.130	275	29	270	276	8.1
17	21-00	9	1.67	5.7	13.3	2.405	285	25	270	281	7.5
18	00-00	9	1.87	5.6	12.5	3.917	287	23	272	284	10.3
18	03-00	9	1.55	4.8	12.5	1.055	265	40	264	281	3.8
18	06-00	9	1.93	5.4	12.5	2.555	283	35	270	290	3.9
18	09-00	9	2.04	5.5	13.3	3.575	293	25	270	285	18.3

DIA	HORA	NG	HM0 (m)	T02 (s)	TP (s)	SMAX (m2.s)	THTP1 (graus)	SPRTP1 (graus)	THHF1 (graus)	THLF1 (graus)	N
18	12-00	9	2.11	5.5	11.8	2.724	279	25	273	287	7.2
18	15-00	9	1.80	5.5	13.3	2.047	286	30	268	278	7.2
18	18-00	9	1.67	5.9	13.3	2.058	288	28	274	279	9.7
18	21-00	9	1.67	6.2	11.8	1.823	288	23	277	288	10.0
19	00-00	9	2.08	7.9	12.5	6.495	291	17	278	288	17.7
19	03-00	9	1.53	7.6	11.8	3.184	290	19	272	285	18.4
19	06-00	9	1.60	7.4	11.1	2.349	292	25	281	293	7.1
19	09-00	9	1.69	7.7	13.3	4.600	294	17	290	292	31.8
19	12-00	9	1.47	8.0	13.3	2.456	291	22	277	288	18.3
19	15-00	9	1.19	7.7	12.5	1.470	291	24	322	277	14.3
19	18-00	9	1.22	7.2	11.8	1.672	290	24	239	276	18.0
19	21-00	9	1.25	7.3	11.8	1.703	288	24	270	285	16.4
20	00-00	9	1.15	7.7	11.8	1.589	292	23	228	284	12.1
20	03-00	9	.89	6.4	11.1	.826	285	30	172	272	10.2
20	06-00	9	.78	6.0	11.8	.554	294	34	191	263	10.7
20	09-00	9	.81	5.3	10.0	.625	280	30	212	267	6.7
20	12-00	9	.70	4.4	10.5	.471	294	38	179	255	6.7
20	15-00	9	.75	3.8	10.5	.360	280	40	158	239	4.0
20	18-00	9	.75	3.6	3.5	.211	147	27	145	202	4.7
20	21-00	9	.78	3.7	4.0	.227	159	39	159	242	1.4
21	00-00	9	.78	3.6	11.1	.222	273	56	178	242	3.0
21	03-00	9	.80	3.8	4.5	.265	183	33	171	231	2.8
21	06-00	9	.94	3.9	4.5	.354	183	38	168	192	1.3
21	09-00	9	1.02	3.6	4.0	.466	161	34	163	174	2.3
21	12-00	9	1.04	3.7	4.5	.466	176	34	163	179	2.4
21	15-00	9	1.12	4.0	4.9	.697	188	36	166	212	2.5
21	18-00	9	1.24	4.1	5.5	.950	195	34	172	203	2.1
21	21-00	9	1.39	4.4	5.5	1.477	197	27	186	227	5.1
22	00-00	9	1.40	4.4	6.2	1.112	215	26	190	245	6.6
22	03-00	9	1.43	4.5	6.2	1.298	216	27	193	237	4.8
22	06-00	9	1.86	4.8	6.2	3.066	213	24	203	237	8.4
22	09-00	9	1.79	4.8	6.2	2.260	206	32	213	247	3.0
22	12-00	9	1.89	5.2	7.0	2.533	224	32	249	256	2.8
22	15-00	9	1.67	6.1	7.0	2.131	219	33	259	267	2.7
22	18-00	9	1.45	5.8	7.0	1.166	217	39	274	254	1.1
22	21-00	9	1.46	6.0	10.0	1.319	267	26	277	253	5.1
23	00-00	9	1.23	6.5	10.5	1.333	272	30	270	258	6.2
23	03-00	9	1.49	6.8	10.5	2.479	269	23	179	256	7.5
23	06-00	9	1.37	5.4	10.5	1.319	279	28	170	255	11.7
23	09-00	9	1.34	5.2	10.0	1.262	278	26	163	256	11.6
23	12-00	9	1.26	4.5	10.0	.892	274	37	167	254	3.5
23	15-00	9	1.23	4.3	11.1	.692	259	34	174	238	4.3
23	18-00	9	1.31	4.7	5.5	.914	191	38	170	238	1.6
23	21-00	9	1.18	4.5	4.9	.756	167	35	176	230	2.0
24	00-00	9	1.18	4.2	4.5	.523	182	36	191	241	1.7

DIA	HORA	NG	HMO (m)	T02 (s)	TP (s)	SMAX (m2.s)	THTP1 (graus)	SPRTP1 (graus)	THHF1 (graus)	THLF1 (graus)	N
24	03-00	9	1.49	4.4	5.5	1.502	210	34	191	239	2.7
24	06-00	9	1.71	4.7	6.2	1.911	226	28	196	240	5.2
24	09-00	9	2.26	5.1	6.2	4.391	214	25	192	231	6.0
24	12-00	9	2.49	5.7	7.0	6.819	220	25	217	242	5.4
24	15-00	9	2.48	5.9	8.0	6.385	231	23	235	256	7.9
24	18-00	9	2.59	5.8	11.1	4.535	272	25	253	257	7.4
24	21-00	9	3.31	6.3	8.0	8.010	239	29	256	265	3.1
25	00-00	9	3.99	6.9	11.8	15.124	268	23	262	267	9.8
25	03-00	9	4.01	7.4	11.1	18.434	273	21	272	268	8.6
25	06-00	9	3.49	7.9	11.8	22.141	273	17	276	268	17.8
25	09-00	9	2.83	7.3	10.5	8.155	267	23	259	262	6.7
25	12-00	9	2.64	7.3	11.8	7.475	259	24	258	259	6.8
25	15-00	9	2.56	7.2	10.5	6.804	268	21	251	261	9.6
25	18-00	9	2.09	6.9	11.1	4.726	272	22	241	276	8.2
25	21-00	9	2.15	6.8	11.1	7.639	277	18	213	270	12.7
26	00-00	9	1.95	6.0	10.0	3.891	271	26	232	263	6.3
26	06-00	9	1.78	6.4	11.1	2.995	271	22	228	267	10.3
26	09-00	9	1.53	6.0	7.0	1.429	246	29	220	265	4.2
26	12-00	9	1.73	5.8	10.5	2.724	274	24	213	271	6.6
26	15-00	9	1.97	5.5	10.5	3.562	273	22	218	271	9.8
26	18-00	9	2.62	6.0	11.1	4.974	270	20	209	268	8.3
26	21-00	9	3.33	6.9	15.4	10.146	274	21	204	265	12.2
27	00-00	9	3.73	7.3	14.3	11.865	273	21	210	263	15.5
27	03-00	9	4.48	7.6	13.3	21.691	268	21	263	258	11.6
27	06-00	9	4.28	7.7	12.5	21.103	259	19	279	257	9.8
27	09-00	9	4.69	7.9	11.1	23.702	253	20	280	257	8.4
27	12-00	9	4.82	8.5	11.8	33.623	255	15	288	257	20.6
27	12-40	9	4.92	8.6	11.8	33.890	255	21	284	260	9.8
27	13-21	9	5.17	8.7	13.3	40.301	262	18	289	256	12.6
27	14-22	9	5.08	8.7	14.3	40.032	254	19	287	257	13.5
27	14-53	9	5.35	8.9	13.3	32.993	257	21	285	257	9.4
27	15-23	9	5.47	9.2	14.3	36.718	259	18	287	259	13.0
27	15-54	9	5.02	8.7	14.3	39.744	257	20	291	258	10.8
27	16-34	9	5.48	9.4	14.3	58.668	260	18	290	264	12.1
27	17-05	9	6.00	9.6	15.4	58.072	256	15	296	260	20.2
27	17-35	9	5.91	9.5	14.3	51.720	262	16	291	261	15.1
27	18-06	9	5.29	9.1	14.3	44.707	263	17	294	262	14.7
27	18-36	9	5.77	9.5	14.3	55.323	263	16	286	259	16.4
27	19-07	9	5.22	9.3	15.4	50.505	258	17	287	260	16.4
27	19-37	9	5.52	9.7	15.4	61.003	263	15	290	263	16.6
27	20-07	9	5.96	9.9	15.4	71.288	258	14	294	259	21.8
27	20-38	9	5.38	9.4	14.3	47.914	264	22	292	261	6.8
27	21-08	9	5.26	9.3	14.3	49.916	259	18	289	259	11.7
27	21-39	9	5.14	9.6	15.4	45.228	259	21	291	261	8.0
27	22-09	9	4.98	9.4	16.7	34.214	253	16	294	261	21.3

DIA	HORA	NG	HM0 (m)	T02 (s)	TP (s)	SMAX (m2.s)	THTP1 (graus)	SPRTP1 (graus)	THHF1 (graus)	THLF1 (graus)	N
27	23-00	9	5.40	9.9	14.3	46.110	253	19	292	258	12.2
27	23-31	9	5.24	9.8	13.3	47.660	265	22	290	262	7.4
28	00-01	9	5.04	9.5	14.3	45.454	255	24	294	258	6.3
28	00-42	9	5.31	10.1	15.4	40.678	258	20	289	262	13.5
28	01-12	9	5.35	10.2	15.4	49.970	258	20	289	262	12.5
28	01-43	9	4.92	9.8	15.4	43.043	255	18	293	262	18.2
28	02-44	9	4.59	9.8	14.3	35.267	264	21	294	269	10.0
28	06-00	9	3.82	9.4	14.3	24.856	265	17	288	266	13.7
28	09-00	9	3.62	9.3	14.3	22.609	264	15	292	266	18.0

DIA	HORA	NG	HM0 (m)	T02 (s)	TP (s)	SMAX (m2.s)	THTP1 (graus)	SPRTP1 (graus)	THHF1 (graus)	THLF1 (graus)	N
01	00-00	8	2.21	8.4	11.8	6.914	282	27	283	269	4.4
01	03-00	9	2.44	8.7	12.5	7.889	282	24	277	271	8.7
01	06-00	9	2.47	9.0	13.3	10.579	280	19	277	278	11.1
01	09-00	9	2.15	8.7	12.5	7.560	282	22	294	269	11.6
01	12-00	9	2.17	8.7	13.3	6.014	284	24	163	264	8.2
01	15-00	9	2.79	9.4	12.5	13.749	280	21	195	265	16.7
01	18-00	9	2.99	9.7	14.3	18.828	286	17	269	276	18.6
01	21-00	9	3.10	10.5	14.3	26.492	283	12	267	279	33.9
02	00-00	4	2.58	9.1	14.3	13.041	277	19	247	267	12.9
03	00-00	9	2.45	8.9	14.3	9.999	278	18	237	274	14.1
03	03-00	9	2.62	8.4	13.3	11.274	275	22	233	274	13.2
03	06-00	9	2.63	7.4	14.3	11.105	278	24	242	276	7.8
03	09-00	9	2.44	6.7	14.3	7.845	273	20	242	277	14.9
03	18-00	9	3.41	6.6	14.3	8.240	272	21	266	277	29.6
03	21-00	9	2.68	6.4	13.3	6.150	282	21	269	279	16.9
04	00-00	9	2.77	6.7	13.3	6.427	271	22	281	276	9.9
04	06-00	9	2.94	6.5	10.0	7.947	287	19	290	276	14.7
04	09-00	9	3.15	7.3	12.5	13.338	285	15	293	280	29.5
04	15-00	9	2.69	7.7	11.8	9.779	277	23	286	275	6.7
04	18-00	9	2.44	7.9	12.5	10.273	276	22	278	271	11.4
04	21-00	9	2.27	8.1	11.8	7.577	287	20	280	275	10.0
05	00-00	9	2.24	8.0	10.5	6.989	285	18	276	274	10.5
05	03-00	9	1.94	7.8	12.5	4.992	280	23	264	268	9.5
05	06-00	9	2.14	7.5	11.8	5.713	283	27	262	270	5.3
05	09-00	9	1.66	6.8	11.8	3.190	280	20	265	272	14.0
05	12-00	9	1.76	7.4	12.5	5.948	280	16	252	270	25.7
05	15-00	9	1.59	6.9	11.8	3.421	275	22	235	269	10.6
05	18-00	9	1.62	6.9	11.1	3.898	280	22	245	281	12.3
05	21-00	9	1.83	7.4	11.1	4.132	282	21	258	283	13.6
06	00-00	9	1.99	8.5	14.3	5.021	283	18	253	278	13.1
06	03-00	9	2.49	9.4	11.8	12.850	279	16	243	278	21.7
06	06-00	9	2.29	9.1	12.5	8.767	277	19	235	278	17.8
06	09-00	9	2.20	9.0	13.3	9.474	280	16	269	280	16.6
06	12-00	9	2.31	9.2	14.3	8.448	279	19	289	281	12.7
06	15-00	9	2.10	7.9	13.3	6.890	283	18	247	276	14.9
06	18-00	9	2.39	8.4	13.3	11.244	281	19	228	285	20.7
06	21-00	9	2.10	7.3	13.3	7.117	279	20	226	276	14.2
07	00-00	9	2.16	7.3	13.3	7.997	286	19	217	277	13.7
07	03-00	9	2.09	6.7	11.8	5.658	289	20	213	275	10.0
07	06-00	9	2.37	6.9	12.5	7.930	282	21	208	278	9.1
07	09-00	9	2.42	6.6	12.5	7.137	280	19	198	273	22.3
07	12-00	9	2.42	6.5	12.5	8.729	279	20	204	275	20.4
07	15-00	9	2.45	6.6	12.5	8.933	277	21	202	276	9.4
07	18-00	9	2.69	7.2	12.5	11.813	280	19	198	273	17.5
07	21-00	9	2.86	7.5	12.5	11.281	275	24	206	272	6.2

DIA	HORA	NG	HMO (m)	T02 (s)	TP (s)	SMAX (m2.s)	THTP1 (graus)	SPRTP1 (graus)	THHF1 (graus)	THLF1 (graus)	N
08	00-00	9	2.50	7.3	12.5	13.263	279	17	212	278	18.7
08	03-00	9	2.32	6.7	12.5	7.876	276	19	218	274	14.2
08	06-00	9	2.77	7.6	11.8	15.937	276	14	223	272	28.8
08	09-00	9	2.39	7.3	12.5	10.232	279	20	214	270	20.6
08	12-00	9	2.22	7.2	11.8	6.799	270	25	213	269	10.8
08	15-00	9	2.12	7.0	12.5	5.955	269	19	222	261	23.2
08	18-00	9	2.13	7.1	11.8	6.892	272	23	230	270	8.7
08	21-00	9	1.76	6.8	11.8	3.406	274	25	234	268	6.9
09	00-00	9	1.74	7.0	11.8	4.927	273	21	239	259	12.9
09	03-00	9	1.60	6.7	10.0	3.794	270	25	258	267	6.5
09	06-00	9	1.53	7.4	10.0	3.353	269	25	278	267	6.4
09	09-00	9	1.57	6.9	10.0	4.029	270	25	263	263	6.9
09	12-00	9	1.30	7.0	10.5	2.204	285	30	256	278	6.3
09	15-00	9	1.33	6.3	10.5	2.207	273	30	167	275	6.6
09	18-00	9	1.32	6.2	10.0	1.849	288	34	164	285	2.8
09	21-00	9	1.38	6.2	10.0	2.406	288	25	169	287	6.4
10	00-00	9	1.36	6.0	9.1	1.502	271	42	172	280	2.8
10	03-00	9	1.26	5.6	10.5	1.936	289	22	177	276	9.6
10	06-00	8	1.18	5.4	10.5	1.342	285	23	187	284	9.6
10	09-00	9	1.38	5.6	10.5	2.246	283	23	185	279	6.7
10	12-00	9	1.24	4.7	10.5	1.225	286	34	170	265	3.5
10	15-00	9	1.16	4.4	10.5	0.788	295	27	165	274	7.4
10	18-00	9	1.15	4.6	10.0	1.211	286	26	167	269	7.5
10	21-00	9	1.27	4.2	9.1	0.616	277	31	166	258	4.3
11	00-00	9	1.27	4.3	9.1	0.650	278	35	176	267	3.6
11	03-00	9	1.34	4.2	5.5	0.705	189	38	170	273	1.8
11	06-00	9	1.47	4.3	5.5	1.195	180	30	166	264	4.0
11	09-00	9	1.75	4.7	6.2	2.037	184	25	173	256	7.8
11	12-00	9	1.99	5.0	6.2	2.540	217	56	180	270	0.2
11	15-00	9	2.00	5.1	7.0	3.254	217	48	196	245	0.3
11	18-00	8	1.97	5.3	7.0	3.585	215	48	204	244	0.3
12	00-00	9	2.08	5.3	7.0	3.285	172	31	172	233	2.9
12	03-00	9	2.28	5.4	7.0	3.434	159	38	187	249	1.4
12	06-00	9	2.33	5.6	7.0	3.865	175	36	193	267	1.9
12	09-00	9	3.01	7.7	15.4	17.045	281	18	202	275	29.6
12	12-00	9	3.55	8.4	15.4	22.624	285	20	196	269	35.4
12	15-00	9	3.24	8.7	14.3	22.342	286	17	209	273	28.2
12	18-00	9	3.06	8.2	14.3	15.275	287	13	226	274	36.9
12	21-00	9	2.82	8.0	13.3	11.067	285	19	215	278	15.4
13	00-00	9	3.21	8.6	14.3	19.304	287	17	210	281	24.3
13	03-00	9	3.07	7.9	13.3	15.116	289	22	225	276	11.0
13	06-00	9	2.33	6.9	12.5	6.326	290	27	218	272	7.5
13	09-00	9	2.24	6.9	11.8	7.254	290	21	205	270	9.5
13	12-00	9	2.23	6.2	11.8	5.789	280	25	207	261	6.5
13	15-00	9	2.10	5.9	11.1	5.555	290	27	208	263	5.8

DIA	HORA	NG	HM0 (m)	T02 (s)	TP (s)	SMAX (m2.s)	THTP1 (graus)	SPRTP1 (graus)	THHF1 (graus)	THLF1 (graus)	N
13	18-00	9	1.97	5.4	8.0	2.258	246	66	211	257	2.4
13	21-00	9	2.10	5.3	6.2	2.101	215	51	191	251	0.5
14	00-00	9	2.38	5.7	11.1	3.191	284	28	171	254	5.8
14	03-00	9	2.66	5.7	10.5	6.258	281	24	185	259	7.7
14	06-00	9	3.14	6.1	8.0	8.309	198	41	194	241	1.2
14	12-00	9	3.31	6.9	8.0	9.661	204	36	234	250	1.8
14	15-00	9	3.18	6.8	11.1	10.958	278	20	232	262	13.6
14	18-00	9	3.21	6.8	12.5	9.955	290	19	231	268	14.6
14	21-00	9	3.49	6.5	12.5	11.118	295	27	221	274	6.3
15	00-00	9	3.84	6.7	8.0	12.323	232	34	216	269	1.9
15	03-00	9	4.20	6.9	9.1	14.050	256	30	229	265	3.1
15	06-00	9	3.90	7.3	13.3	13.357	276	20	241	269	14.8
15	09-00	9	5.02	8.2	12.5	36.577	279	18	242	269	17.3
15	09-40	9	5.92	9.0	12.5	52.298	281	18	249	271	18.8
15	10-11	9	5.73	8.9	12.5	37.111	279	21	241	273	8.3
15	10-41	9	6.95	10.1	14.3	81.799	276	16	240	272	19.3
15	11-12	9	7.52	10.6	15.4	112.650	278	15	241	276	29.0
15	11-42	9	7.65	10.8	15.4	99.575	275	17	248	273	24.1
15	12-12	9	7.99	10.9	16.7	138.520	276	14	251	276	50.8
15	12-43	9	8.13	11.1	16.7	132.990	274	15	249	276	34.2
15	13-13	9	7.89	10.8	16.7	95.055	272	15	249	272	34.6
15	13-44	9	8.94	11.6	16.7	197.440	276	13	251	277	56.0
15	14-14	8	7.76	10.4	16.7	74.781	279	15	251	279	42.0
15	14-44	9	8.19	10.7	16.7	137.450	278	15	255	277	35.8
15	15-36	9	8.13	10.6	16.7	112.680	277	17	254	275	40.2
15	16-09	9	7.63	10.1	16.7	80.812	280	19	254	276	21.2
15	16-40	9	7.34	9.5	15.4	74.301	281	15	257	281	32.3
15	17-10	9	7.90	10.0	13.3	81.866	282	20	253	278	12.5
15	17-41	9	6.77	9.3	14.3	50.726	280	21	259	277	15.1
15	18-11	9	5.89	8.9	15.4	44.939	287	52	255	281	1.5
15	18-58	9	4.94	8.2	16.7	19.020	293	70	265	290	0.3
15	19-28	8	5.68	9.0	15.4	41.909	286	51	261	283	2.0
15	20-29	9	6.27	9.2	15.4	44.885	277	19	260	273	19.6
15	21-35	9	6.47	9.4	15.4	74.882	275	14	258	276	33.2
15	22-35	9	5.96	8.9	14.3	46.894	281	19	260	273	13.2
15	23-36	9	5.73	8.9	14.3	46.410	278	17	264	275	18.8
16	00-06	9	5.71	8.8	15.4	42.640	283	17	271	277	18.2
16	00-37	9	6.15	9.1	14.3	61.839	283	16	267	278	18.8
16	01-07	9	5.58	8.7	14.3	35.668	276	21	268	277	11.4
16	01-37	9	5.18	8.6	12.5	28.433	277	22	265	278	7.9
16	02-08	9	6.36	9.2	13.3	48.321	281	17	264	277	16.6
16	02-38	9	5.92	8.9	12.5	36.981	283	18	268	279	12.3
16	03-09	9	6.09	8.7	14.3	51.404	282	19	274	279	15.9
16	03-39	9	5.80	8.6	15.4	39.945	279	23	273	281	13.2
16	04-10	9	5.90	8.8	14.3	42.156	283	17	272	282	23.8

DIA	HORA	NG	HMO (m)	T02 (s)	TP (s)	SMAX (m2.s)	THTP1 (graus)	SPRTP1 (graus)	THHF1 (graus)	THLF1 (graus)	N
16	04-40	9	5.94	8.8	14.3	41.596	284	19	269	280	12.3
16	05-10	9	6.10	8.9	13.3	52.741	289	19	270	282	17.5
16	05-41	9	5.68	8.7	13.3	49.324	282	16	279	279	24.8
16	06-11	9	5.03	8.2	14.3	34.674	285	24	277	279	9.7
16	06-52	9	5.15	8.3	10.5	34.194	284	18	279	282	14.5
16	07-44	9	5.26	8.6	13.3	39.739	287	22	277	284	10.0
16	08-14	9	5.71	9.0	13.3	66.845	288	19	276	282	15.9
16	08-45	9	5.01	8.4	11.8	40.735	287	19	279	279	14.0
16	11-22	9	4.90	8.2	13.3	34.857	283	21	278	278	11.9
16	12-00	9	4.23	7.8	13.3	25.706	285	23	282	281	8.0
16	15-00	9	3.62	7.2	11.1	16.914	284	25	279	276	4.8
16	18-00	9	3.86	7.4	12.5	16.813	292	21	289	288	15.7
16	21-00	9	3.64	7.4	11.8	16.552	289	23	289	281	11.3
17	00-00	9	3.27	7.1	11.1	17.333	290	19	286	270	9.5
17	03-00	9	2.87	6.6	11.1	10.873	286	22	290	267	8.1
17	06-00	9	3.49	7.1	10.5	19.670	286	17	301	277	16.0
17	09-00	9	2.63	7.1	10.5	11.455	295	18	302	274	21.3
17	12-00	9	2.54	7.1	10.0	10.860	290	18	299	273	17.9
17	15-00	9	2.24	6.3	10.0	7.387	287	17	299	261	15.9
17	18-00	9	2.05	6.0	10.0	5.066	282	23	296	256	7.2
17	21-00	9	1.92	5.8	10.0	4.481	287	21	295	266	9.5
18	00-00	9	1.61	5.8	10.0	2.097	279	30	286	255	3.8
18	03-00	8	1.34	5.2	10.0	1.482	284	25	286	251	8.3
18	06-00	9	1.25	5.7	9.1	1.280	276	27	280	253	5.3
18	09-00	9	1.27	5.5	9.1	1.083	282	25	287	267	7.2
18	12-00	9	1.18	5.0	9.1	0.994	281	27	283	259	5.9
18	15-00	9	1.19	4.9	7.0	0.783	271	28	286	253	6.5
18	18-00	9	1.13	4.8	8.0	0.636	281	29	290	260	4.9
18	21-00	9	0.96	5.1	9.1	0.515	278	33	286	261	5.9
19	00-00	9	1.03	5.2	12.5	0.676	284	25	289	261	10.7
19	03-00	9	1.25	5.7	11.8	1.554	286	27	292	267	10.8
19	06-00	9	1.35	5.4	11.1	1.550	286	24	297	266	9.9
19	09-00	9	1.27	5.2	11.8	1.244	290	27	300	277	13.2
19	12-00	9	1.44	5.1	11.8	1.622	285	23	299	269	12.0
19	15-00	9	1.68	5.5	11.1	3.209	275	21	304	276	13.2
19	18-00	9	1.89	5.4	11.1	3.354	279	18	305	275	15.1
19	21-00	9	1.93	6.0	11.1	3.893	279	21	307	278	8.2
20	00-00	9	1.91	5.9	12.5	2.793	278	19	301	280	13.3
20	03-00	9	1.96	6.2	12.5	4.426	274	20	302	271	13.0
20	09-00	9	1.70	6.2	11.8	3.516	281	21	295	275	10.9
20	12-00	9	1.58	6.3	11.8	3.383	281	20	292	269	10.3
20	15-00	9	1.49	6.0	11.8	2.712	279	26	293	263	6.3
20	18-00	9	1.56	6.7	12.5	3.333	276	22	287	272	8.6
20	21-00	9	1.30	6.2	11.8	2.402	281	22	288	262	8.9
21	00-00	9	1.11	6.5	11.1	1.520	284	23	290	261	10.5

DIA	HORA	NG	HM0 (m)	T02 (s)	TP (s)	SMAX (m2.s)	THTP1 (graus)	SPRTP1 (graus)	THHF1 (graus)	THLF1 (graus)	N
21	03-00	9	0.97	6.5	11.1	1.134	278	25	283	256	9.0
21	06-00	9	0.89	4.7	10.0	0.510	285	36	253	254	4.8
21	09-00	9	1.04	4.2	10.5	0.771	283	30	220	256	5.0
21	12-00	9	1.25	4.4	11.1	1.161	274	30	229	243	5.5
21	15-00	9	1.83	4.7	5.5	2.556	241	27	236	241	5.6
21	18-00	9	2.11	5.2	6.2	3.253	248	26	234	251	5.5
21	21-00	9	2.64	5.7	7.0	5.752	247	25	228	246	6.4
22	00-00	9	2.85	5.8	8.0	7.528	241	30	229	244	2.8
22	03-00	9	3.28	6.3	9.1	10.643	254	27	229	242	4.2
22	06-00	9	3.64	6.6	10.0	16.207	260	21	222	241	11.8
22	09-00	9	2.89	6.2	10.0	8.403	260	29	230	243	4.6
22	12-00	9	3.39	6.3	9.1	11.829	249	27	229	245	4.2
22	15-00	9	3.25	6.4	10.0	10.460	251	23	227	241	7.4
22	18-00	9	3.43	6.5	10.0	15.576	258	25	234	248	7.1
23	00-00	9	4.13	6.9	9.1	18.976	245	32	245	252	2.9
23	02-05	9	4.59	7.0	10.5	25.767	261	24	247	252	7.6
23	02-56	9	5.98	7.9	11.1	56.431	273	20	250	257	15.1
23	03-26	9	6.12	8.1	10.5	73.120	261	21	253	260	8.7
23	03-57	9	5.91	7.9	10.5	53.067	265	25	261	263	6.2
23	04-27	9	6.65	8.4	11.8	77.698	273	20	266	266	10.7
23	04-57	9	6.02	8.2	10.5	46.113	267	25	262	263	5.6
23	05-28	9	6.27	8.3	11.8	76.342	274	17	266	267	14.2
23	05-58	9	6.60	8.3	12.5	66.937	271	18	260	262	13.0
23	06-29	9	6.06	8.2	11.8	48.615	273	25	266	268	5.2
23	06-59	9	6.02	8.2	11.8	46.289	266	27	268	266	4.0
23	07-30	9	6.21	8.5	12.5	54.966	273	23	264	265	8.3
23	08-00	9	6.21	8.6	12.5	71.201	274	22	268	267	7.6
23	08-30	9	6.56	8.7	12.5	71.309	273	21	272	267	11.6
23	09-01	9	6.50	8.6	12.5	67.882	273	22	266	265	9.4
23	09-31	9	6.92	9.3	12.5	92.333	272	17	267	267	16.0
23	10-02	9	6.51	8.9	13.3	65.284	276	18	270	269	16.4
23	10-32	9	6.10	8.7	13.3	48.451	276	23	265	264	10.1
23	11-02	9	6.24	8.7	12.5	64.978	272	21	270	269	11.8
23	11-33	9	6.36	9.1	14.3	74.614	271	14	271	268	34.3
23	12-03	9	6.23	8.8	14.3	58.843	269	17	261	267	21.5
23	12-34	9	5.94	8.6	14.3	43.264	272	20	270	268	13.9
23	13-04	9	5.83	8.6	14.3	43.339	274	20	268	267	15.7
23	13-35	9	6.06	9.0	14.3	59.457	269	19	271	267	16.6
23	14-05	9	5.69	8.4	14.3	32.972	269	25	268	272	7.7
23	14-35	9	5.66	8.3	11.8	36.094	274	25	268	273	6.9
23	15-06	9	6.36	8.8	11.1	47.514	271	19	262	269	14.7
23	15-36	9	6.01	9.0	14.3	53.579	268	18	264	268	23.3
23	16-07	9	6.32	9.1	15.4	55.412	270	18	262	271	23.7
23	16-37	9	5.70	8.9	14.3	42.470	270	19	266	268	15.7
23	17-07	9	5.65	8.5	15.4	34.959	273	21	262	270	15.0

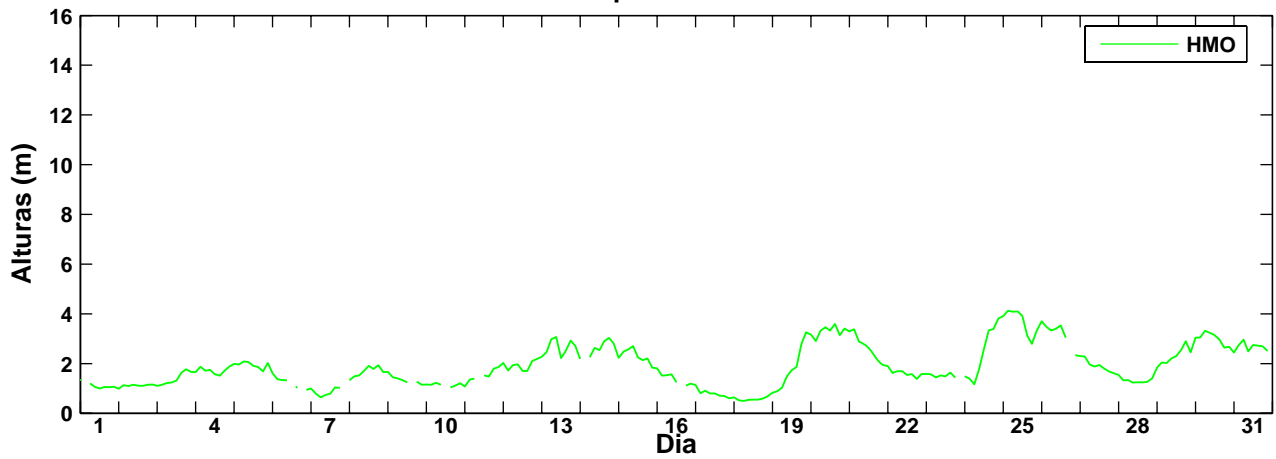
DIA	HORA	NG	HMO (m)	T02 (s)	TP (s)	SMAX (m2.s)	THTP1 (graus)	SPRTP1 (graus)	THHF1 (graus)	THLF1 (graus)	N
23	17-38	9	6.13	9.0	13.3	52.196	271	17	261	269	16.2
23	18-08	9	5.25	8.6	15.4	42.640	270	17	258	270	17.3
23	18-39	9	5.54	8.8	13.3	35.672	278	19	262	269	13.3
23	19-09	9	5.32	8.6	13.3	34.086	272	17	262	269	19.8
23	19-40	9	5.12	8.6	14.3	32.899	272	17	256	271	24.8
23	20-31	9	5.14	8.5	15.4	28.616	277	22	251	270	12.6
23	21-32	9	4.97	8.4	14.3	34.915	272	18	254	272	18.1
23	22-43	9	4.88	8.6	13.3	35.365	277	20	245	272	16.9
24	00-00	9	4.07	7.8	11.1	18.424	275	21	246	272	9.9
24	03-00	9	4.10	7.8	13.3	18.820	280	21	240	275	10.2
24	06-00	9	3.71	7.2	12.5	15.542	283	23	226	273	6.6
24	09-00	9	3.59	6.8	12.5	9.951	279	25	225	267	5.7
24	12-00	9	3.72	6.8	11.1	12.592	279	22	219	264	7.7
24	15-00	9	3.79	6.8	10.0	12.219	262	26	211	255	4.6
24	18-00	9	4.28	6.9	9.1	16.674	248	29	215	255	3.8
24	21-00	9	4.48	7.2	11.1	23.276	267	21	231	257	9.4
25	00-00	9	4.31	7.5	11.1	28.202	271	26	226	252	4.9
25	03-00	9	4.38	7.6	11.8	23.680	265	24	234	254	6.7
25	06-00	9	4.66	7.7	11.8	32.036	273	21	230	259	10.6
25	09-00	9	4.62	7.7	12.5	21.656	278	21	223	264	11.0
25	10-11	9	5.13	8.0	13.3	27.618	275	22	220	263	10.1
25	10-52	9	5.45	8.3	13.3	34.364	277	18	216	262	20.1
25	11-22	9	5.51	8.2	13.3	29.200	278	22	216	263	10.6
25	12-14	9	5.52	8.1	12.5	36.130	275	23	218	265	8.2
25	12-45	9	5.79	8.2	15.4	32.084	277	20	215	266	20.3
25	13-15	9	5.91	8.7	15.4	51.971	275	17	218	268	22.2
25	13-46	9	6.17	8.7	14.3	59.410	281	20	222	264	12.7
25	14-16	9	5.93	8.1	14.3	28.472	281	22	230	262	11.9
25	14-47	8	6.87	8.9	14.3	50.145	274	19	233	265	12.9
25	15-17	9	5.85	8.8	16.7	34.379	277	18	230	267	20.1
25	15-48	9	6.98	9.3	18.2	69.231	272	15	229	265	64.8
25	16-18	9	7.37	9.6	16.7	69.989	274	17	235	266	27.0
25	16-49	9	7.67	9.7	16.7	67.538	277	18	233	264	23.3
25	17-19	9	7.59	10.0	16.7	89.697	274	19	234	264	23.7
25	17-50	9	7.05	9.5	16.7	69.747	276	18	235	261	24.9
25	18-20	9	7.88	9.8	16.7	100.250	270	17	235	259	33.4
25	18-51	9	7.46	9.9	16.7	95.435	273	17	237	258	31.9
25	19-21	9	7.52	9.8	16.7	76.845	273	19	240	257	19.2
25	19-52	9	7.85	10.0	16.7	88.085	270	18	235	262	26.2
25	20-22	9	7.72	9.5	12.5	65.221	276	19	242	263	12.6
25	20-53	9	7.73	10.2	16.7	120.900	270	15	245	264	49.0
25	21-23	9	7.81	10.1	16.7	93.388	272	20	252	261	19.3
25	22-14	9	7.39	10.0	16.7	86.780	270	18	253	260	35.6
25	22-44	9	7.10	9.7	16.7	68.389	271	17	244	260	17.2
25	23-35	9	7.39	10.2	14.3	86.096	277	17	250	264	15.7

DIA	HORA	NG	HM0 (m)	T02 (s)	TP (s)	SMAX (m2.s)	THTP1 (graus)	SPRTP1 (graus)	THHF1 (graus)	THLF1 (graus)	N
26	00-35	9	5.96	8.9	15.4	38.406	279	25	260	265	7.7
26	01-06	9	6.41	9.6	16.7	69.248	268	15	256	260	28.5
26	01-36	9	6.89	9.2	14.3	47.815	274	22	269	265	10.4
26	02-07	9	6.42	9.1	16.7	51.414	273	19	264	267	17.3
26	02-37	9	6.11	9.1	15.4	55.438	276	15	269	268	20.3
26	03-08	9	6.07	8.8	15.4	39.950	268	21	268	265	9.1
26	03-38	7	6.49	9.1	16.7	57.558	273	16	268	270	33.9

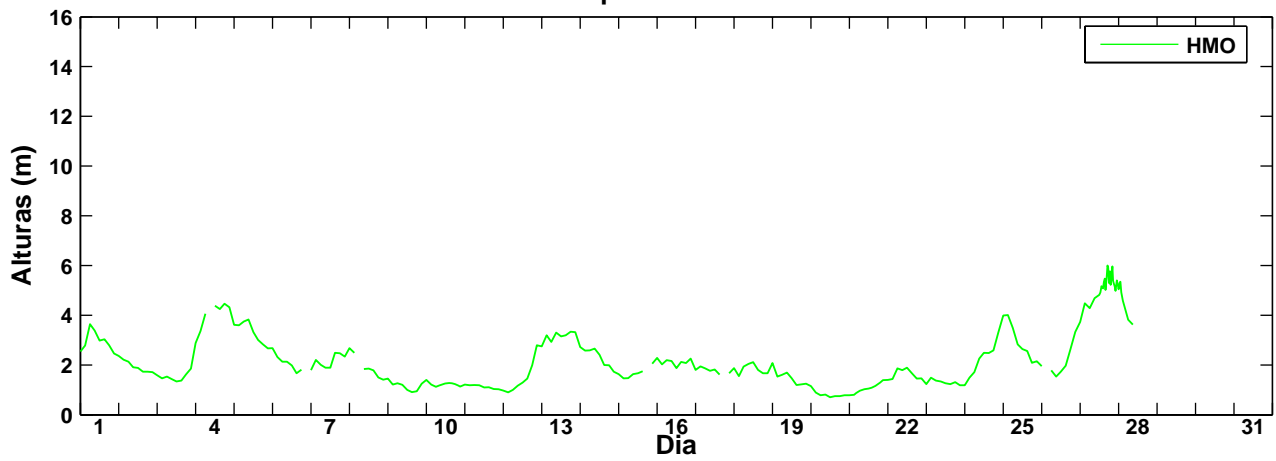
ANEXO E

Gráficos temporais de HM0, T02, TP, THTP1, SPRTP1, THHF1 E THLF1

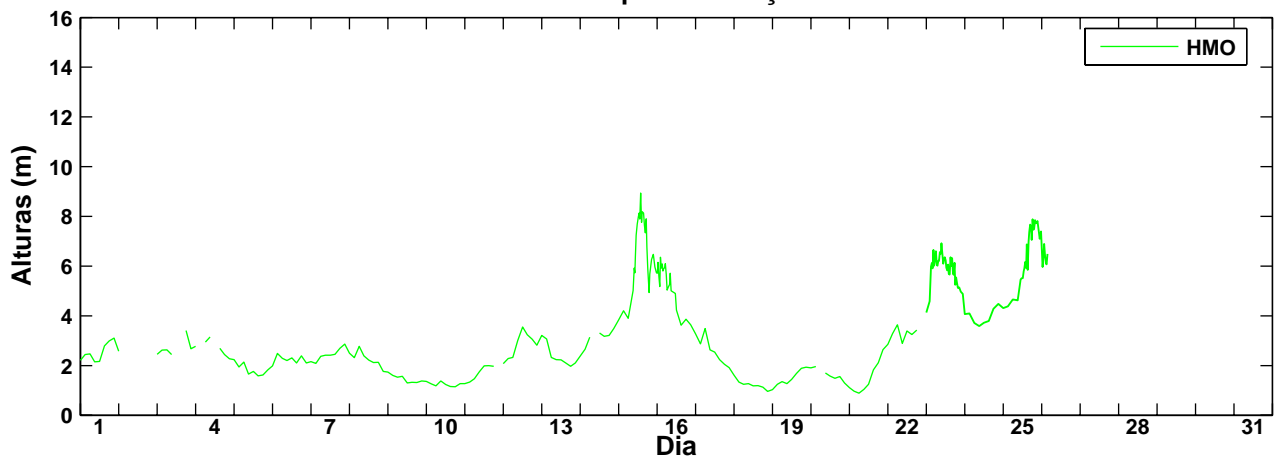
SMIGUEL
Série temporal – Janeiro 2006



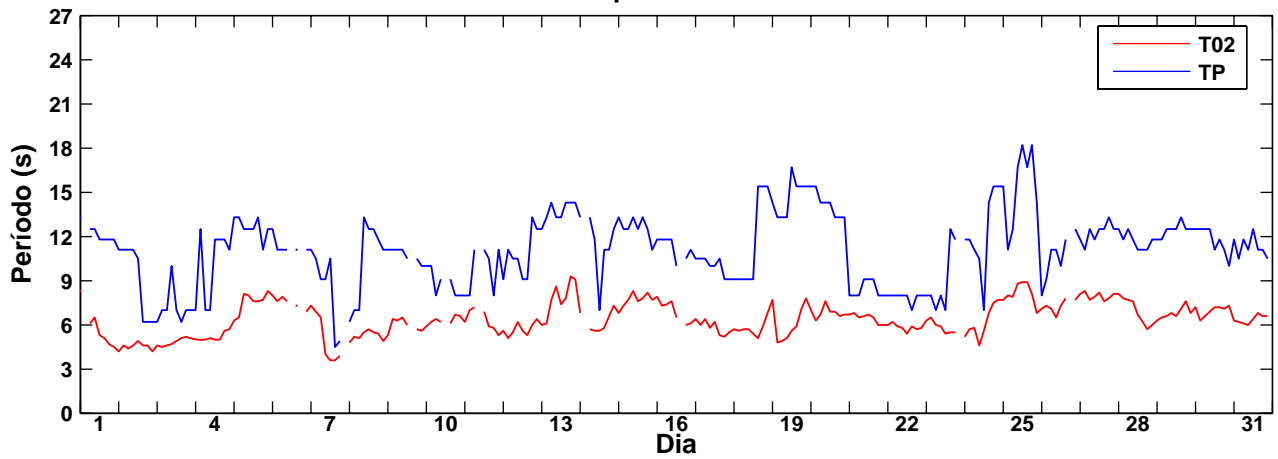
Série temporal – Fevereiro 2006



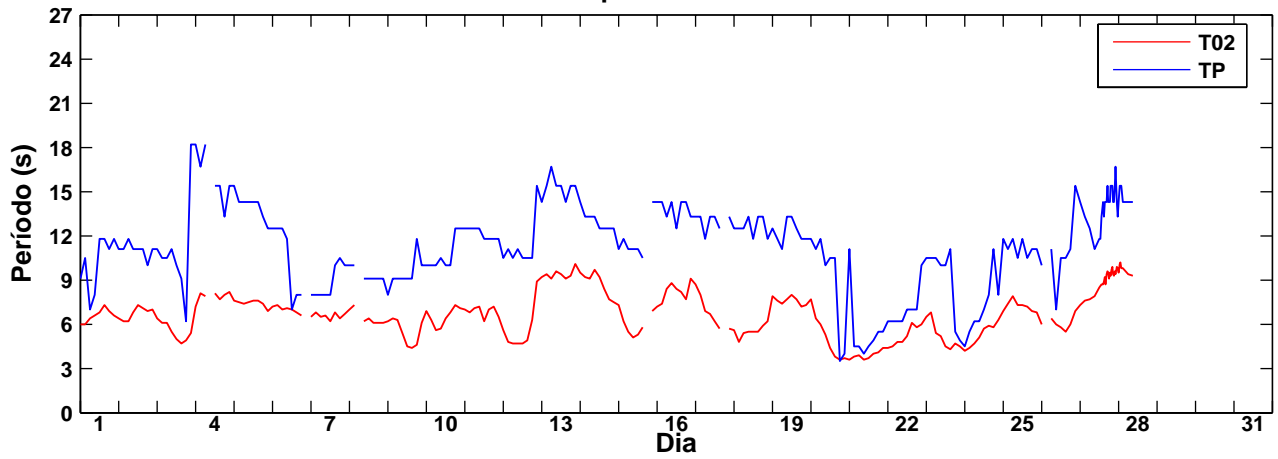
Série temporal – Março 2006



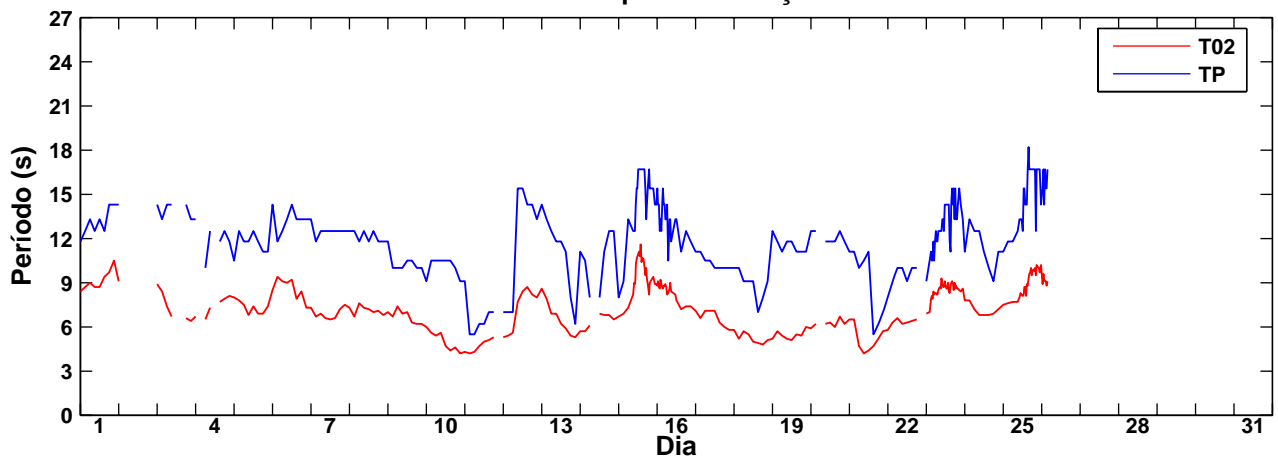
SMIGUEL
Séries temporais – Janeiro 2006



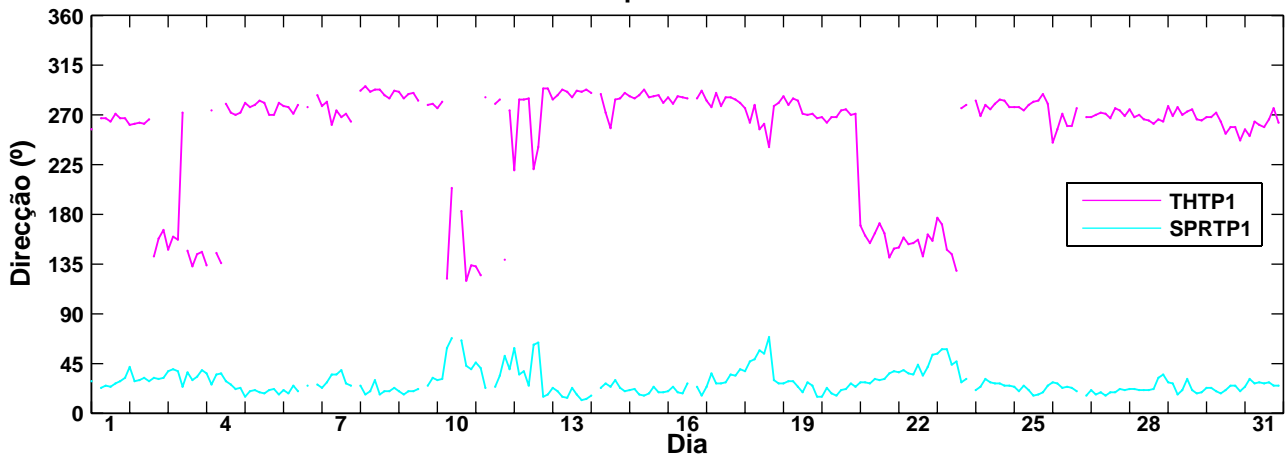
Séries temporais – Fevereiro 2006



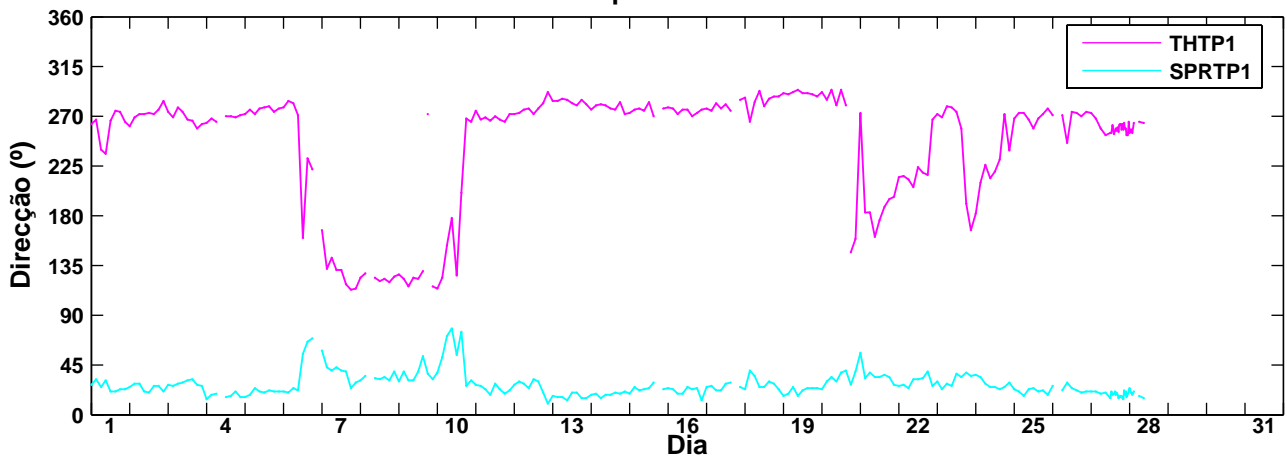
Séries temporais – Março 2006



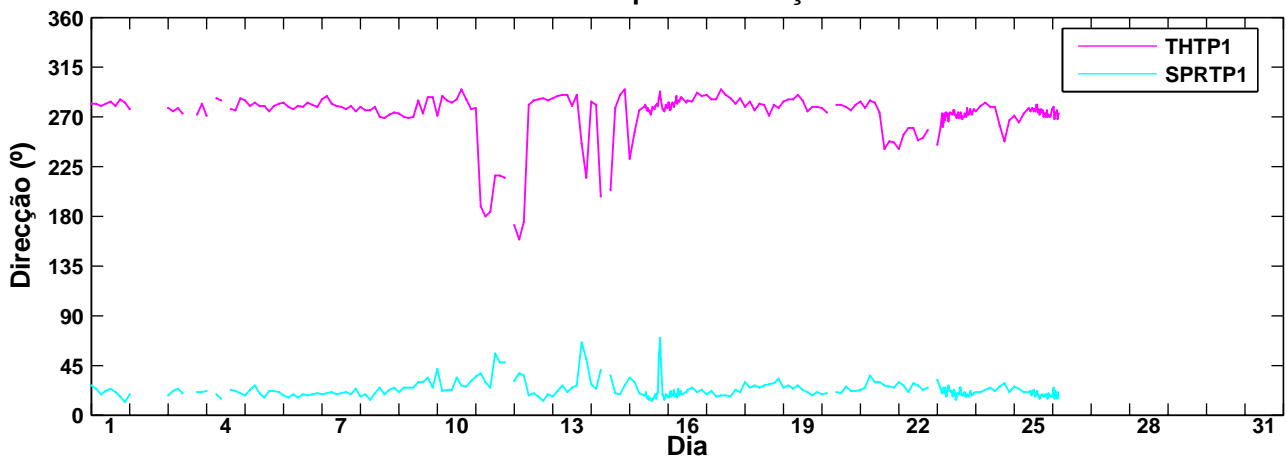
SMIGUEL
Séries temporais – Janeiro 2006



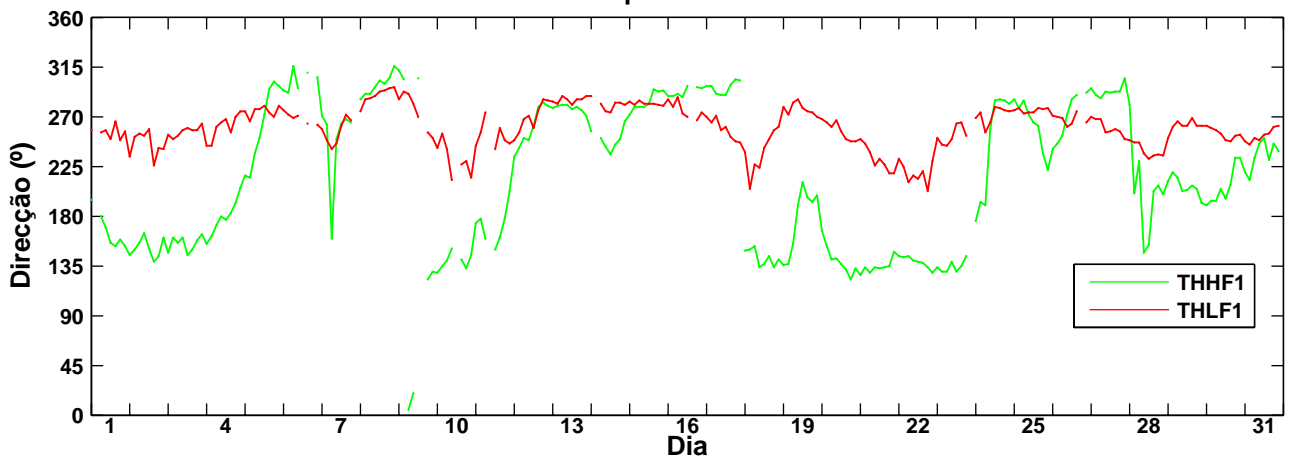
Séries temporais – Fevereiro 2006



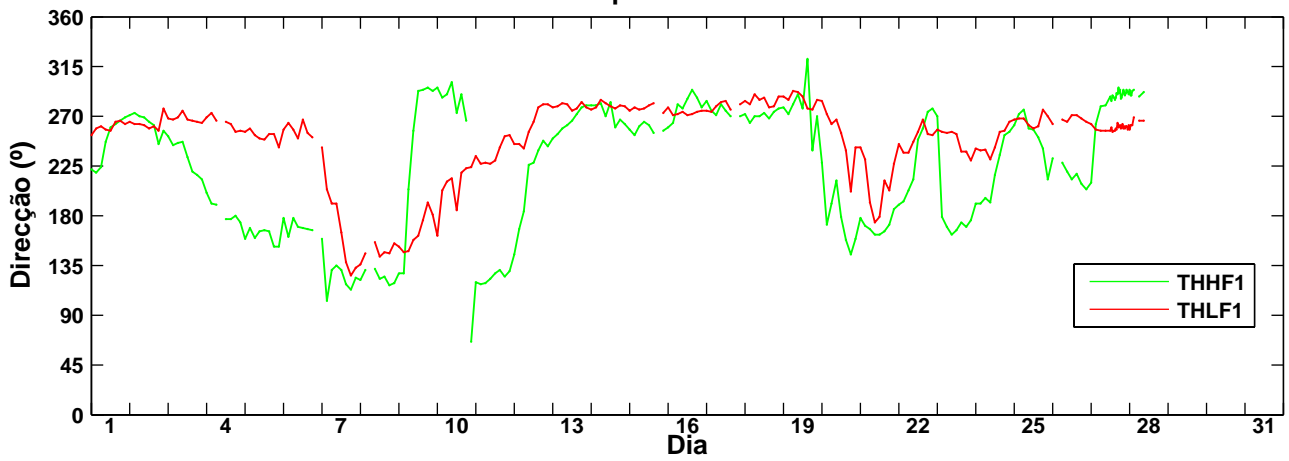
Séries temporais – Março 2006



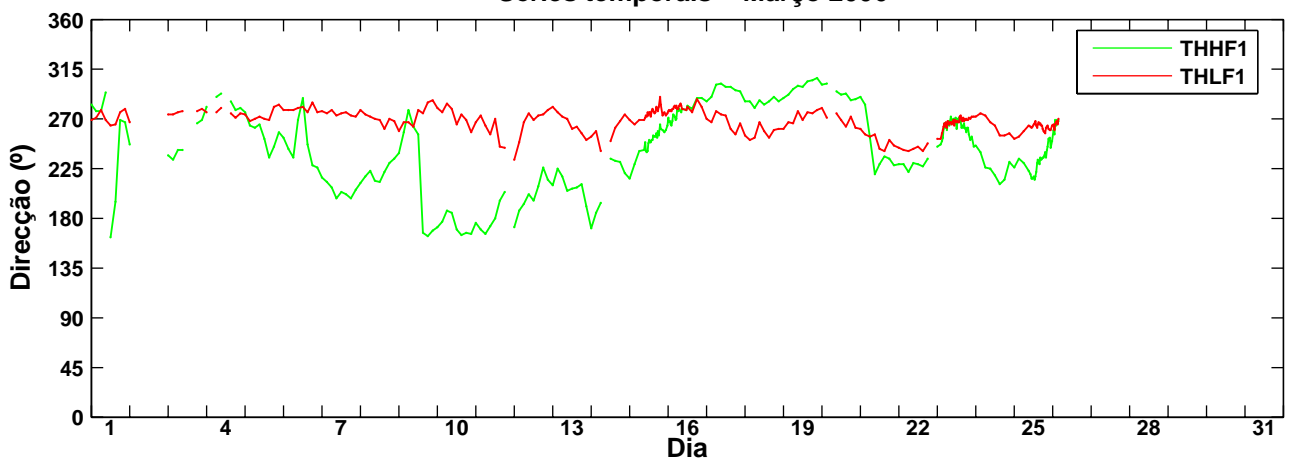
SMIGUEL
Séries temporais – Janeiro 2006



Séries temporais – Fevereiro 2006



Séries temporais – Março 2006



ANEXO F

Tabelas de ocorrências conjuntas HM0-T02, HM0-TP, HM0-THTP1 e TP-THTP1

TABELA DE OCORRENCIAS CONJUNTAS

SMIGUEL JAN 2006

T02	< 3	3	4	5	6	7	8	9	10	11	12	13	14	15	16	17	>18	SOMA	%	MED	
HMO	4	5	6	7	8	9	10	11	12	13	14	15	16	17	18	19	20	21	22	23	
0.0- 0.5																					
0.5- 1.0		1	3	11	7	1												23	9.7	5.7	
1.0- 1.5		2	16	15	21	10	1											65	27.4	5.8	
1.5- 2.0			2	32	10	12	4											60	25.3	6.2	
2.0- 2.5				2	15	5	6											28	11.8	6.9	
2.5- 3.0				4	10	10	2	2										28	11.8	7.0	
3.0- 3.5					13	9	2											24	10.1	7.1	
3.5- 4.0					1	4	1											6	2.5	7.6	
4.0- 4.5						1	2											3	1.3	8.2	
4.5- 5.0																					
5.0- 5.5																					
5.5- 6.0																					
6.0- 6.5																					
6.5- 7.0																					
7.0- 7.5																					
7.5- 8.0																					
8.0- 8.5																					
8.5- 9.0																					
9.0- 9.5																					
9.5-10.0																					
10.0-10.5																					
10.5-11.0																					
11.0-11.5																					
11.5-12.0																					
12.0-12.5																					
12.5-13.0																					
13.0-13.5																					
13.5-14.0																					
14.0-14.5																					
14.5-15.0																					
>15.0																					
SOMA		3	21	64	77	52	18	2										237	100		
%		1.3	8.9	27.0	32.5	21.9	7.6	0.8										100			
MED		0.9	1.2	1.5	2.0	2.3	2.5	2.8													

T02						HMO					
MED	6.4	MIN	3.6	MAX	9.3	MED	1.91	MIN	0.50	MAX	4.12
DES.PAD	1.1	ASSIM	0.06	CURT	2.47	DES.PAD	0.85	ASSIM	0.58	CURT	2.52

TABELA DE OCORRENCIAS CONJUNTAS

SMIGUEL

FEV 2006

T02	< 3	3	4	5	6	7	8	9	10	11	12	13	14	15	16	17	>18	SOMA	%	MED
HMO	< 3	4	5	6	7	8	9	10	11	12	13	14	15	16	17	18	>18	SOMA	%	MED
0.0- 0.5																				
0.5- 1.0		6	4	2	2													14	6.0	4.6
1.0- 1.5		2	17	9	17	11	1											57	24.4	5.8
1.5- 2.0			5	13	22	10	3											53	22.6	6.3
2.0- 2.5				5	12	8	4	2										31	13.2	7.0
2.5- 3.0				1	6	7	1	6										21	9.0	7.6
3.0- 3.5					3	4	1	5	1									14	6.0	8.2
3.5- 4.0					2	5		2										9	3.8	7.7
4.0- 4.5						5	3											8	3.4	7.8
4.5- 5.0						1	2	3										6	2.6	9.0
5.0- 5.5							4	10	2									16	6.8	9.4
5.5- 6.0								4										4	1.7	9.6
6.0- 6.5								1										1	0.4	9.6
6.5- 7.0																				
7.0- 7.5																				
7.5- 8.0																				
8.0- 8.5																				
8.5- 9.0																				
9.0- 9.5																				
9.5-10.0																				
10.0-10.5																				
10.5-11.0																				
11.0-11.5																				
11.5-12.0																				
12.0-12.5																				
12.5-13.0																				
13.0-13.5																				
13.5-14.0																				
14.0-14.5																				
14.5-15.0																				
>15.0																				
SOMA		8	26	30	64	51	19	33	3									234	100	
%		3.4	11.1	12.8	27.4	21.8	8.1	14.1	1.3									100		
MED		0.9	1.3	1.7	1.9	2.4	3.4	4.3	4.7											

T02						HMO					
MED	6.9	MIN	3.6	MAX	10.2	MED	2.39	MIN	0.70	MAX	6.00
DES.PAD	1.6	ASSIM	0.11	CURT	2.31	DES.PAD	1.34	ASSIM	1.09	CURT	3.17

TABELA DE OCORRENCIAS CONJUNTAS

SMIGUEL MAR 2006

T02	< 3	3	4	5	6	7	8	9	10	11	12	13	14	15	16	17	>18	SOMA	%	MED	
HMO	4	5	6	7	8	9	10	11	12	13	14	15	16	17	18	19	20	21	22	23	
0.0- 0.5																					
0.5- 1.0			1	1	1													3	1.1	5.4	
1.0- 1.5			11	12	7	1												31	11.2	5.3	
1.5- 2.0			2	8	11	5	1											27	9.7	6.3	
2.0- 2.5				8	12	9	8	5										42	15.2	7.2	
2.5- 3.0				3	5	8	2	3										21	7.6	7.3	
3.0- 3.5					10	5	3		1									19	6.9	7.3	
3.5- 4.0					5	5	1											11	4.0	7.1	
4.0- 4.5					3	6												9	3.2	7.4	
4.5- 5.0						3	4											7	2.5	8.0	
5.0- 5.5							12											12	4.3	8.4	
5.5- 6.0						2	25	3										30	10.8	8.6	
6.0- 6.5							15	13										28	10.1	8.8	
6.5- 7.0							6	4	1									11	4.0	9.0	
7.0- 7.5								5	2									7	2.5	9.8	
7.5- 8.0								4	11									15	5.4	10.2	
8.0- 8.5									2	1								3	1.1	10.8	
8.5- 9.0										1								1	0.4	11.6	
9.0- 9.5																					
9.5-10.0																					
10.0-10.5																					
10.5-11.0																					
11.0-11.5																					
11.5-12.0																					
12.0-12.5																					
12.5-13.0																					
13.0-13.5																					
13.5-14.0																					
14.0-14.5																					
14.5-15.0																					
>15.0																					
SOMA			14	32	54	44	77	37	17	2								277	100		
%			5.1	11.6	19.5	15.9	27.8	13.4	6.1	0.7								100			
MED			1.3	1.8	2.5	3.1	5.2	5.8	7.4	8.5											

T02						HMO					
MED	7.6	MIN	4.2	MAX	11.6	MED	3.97	MIN	0.89	MAX	8.94
DES.PAD	1.6	ASSIM	-0.16	CURT	2.34	DES.PAD	2.14	ASSIM	0.33	CURT	1.74

TABELA DE OCORRENCIAS CONJUNTAS

SMIGUEL JAN 2006

TP	< 3	3	4	5	6	7	8	9	10	11	12	13	14	15	16	17	>18	SOMA	%	MED	
HMO	4	5	6	7	8	9	10	11	12	13	14	15	16	17	18	19	20	21	22	23	
0.0- 0.5																					
0.5- 1.0								9	7	2		1	1	3				23	9.7	10.9	
1.0- 1.5			2			5	6	6	2	11	27	3	3					65	27.4	9.9	
1.5- 2.0					1	7	11	2	3	18	11	5		1	1			60	25.3	10.6	
2.0- 2.5							1	2	2	5	13	7						28	11.8	12.1	
2.5- 3.0						2	1	2	3	7	4	2	4	2			1	28	11.8	11.9	
3.0- 3.5							2	1		5	4	3	5	3	1			24	10.1	12.7	
3.5- 4.0							1		1			1		2			1	6	2.5	13.4	
4.0- 4.5										1	1					1		3	1.3	13.4	
4.5- 5.0																					
5.0- 5.5																					
5.5- 6.0																					
6.0- 6.5																					
6.5- 7.0																					
7.0- 7.5																					
7.5- 8.0																					
8.0- 8.5																					
8.5- 9.0																					
9.0- 9.5																					
9.5-10.0																					
10.0-10.5																					
10.5-11.0																					
11.0-11.5																					
11.5-12.0																					
12.0-12.5																					
12.5-13.0																					
13.0-13.5																					
13.5-14.0																					
14.0-14.5																					
14.5-15.0																					
>15.0																					
SOMA			2		6	15	22	18	25	65	36	22	10	11	3		2	237	100		
%			0.8		2.5	6.3	9.3	7.6	10.5	27.4	15.2	9.3	4.2	4.6	1.3		0.8	100			
MED			1.0		1.2	1.7	1.9	1.3	1.4	1.8	2.2	2.2	2.9	2.4	3.0		3.4				

TP						HMO					
MED	11.1	MIN	4.5	MAX	18.2	MED	1.91	MIN	0.50	MAX	4.12
DES.PAD	2.5	ASSIM	-0.08	CURT	2.93	DES.PAD	0.85	ASSIM	0.58	CURT	2.52

TABELA DE OCORRENCIAS CONJUNTAS

SMIGUEL FEV 2006

TP	< 3	3	4	5	6	7	8	9	10	11	12	13	14	15	16	17	>18	SOMA	%	MED	
HMO	4	5	6	7	8	9	10	11	12	13	14	15	16	17	18	19	20				
0.0- 0.5																					
0.5- 1.0		1	3					1	4	5								14	6.0	8.9	
1.0- 1.5			5	4	2	1	1	6	18	12	7	1						57	24.4	9.7	
1.5- 2.0					4	4	5	4	7	13	7	8					1	53	22.6	10.6	
2.0- 2.5					1	1	3		4	8	5	3	6					31	13.2	11.5	
2.5- 3.0								1	4	5	2	4	2	1	1		1	21	9.0	12.6	
3.0- 3.5							2			2			3	6	1			14	6.0	13.7	
3.5- 4.0						1				1			6	1				9	3.8	13.3	
4.0- 4.5										1	1	2		3			1	8	3.4	14.3	
4.5- 5.0									3				1	1	1			6	2.6	13.5	
5.0- 5.5												3	9	4				16	6.8	14.4	
5.5- 6.0													2	2				4	1.7	14.9	
6.0- 6.5														1				1	0.4	15.4	
6.5- 7.0																					
7.0- 7.5																					
7.5- 8.0																					
8.0- 8.5																					
8.5- 9.0																					
9.0- 9.5																					
9.5-10.0																					
10.0-10.5																					
10.5-11.0																					
11.0-11.5																					
11.5-12.0																					
12.0-12.5																					
12.5-13.0																					
13.0-13.5																					
13.5-14.0																					
14.0-14.5																					
14.5-15.0																					
>15.0																					
SOMA		1	8	4	7	7	11	12	37	50	22	21	29	19	3		3	234	100		
%		0.4	3.4	1.7	3.0	3.0	4.7	5.1	15.8	21.4	9.4	9.0	12.4	8.1	1.3		1.3	100			
MED		0.8	1.0	1.4	1.7	2.1	2.2	1.5	1.6	2.0	1.9	2.7	3.9	4.3	3.8		2.9				

TP						HMO					
MED	11.4	MIN	3.5	MAX	18.2	MED	2.39	MIN	0.70	MAX	6.00
DES.PAD	3.0	ASSIM	-0.46	CURT	2.99	DES.PAD	1.34	ASSIM	1.09	CURT	3.17

TABELA DE OCORRENCIAS CONJUNTAS

SMIGUEL MAR 2006

TP	< 3	3	4	5	6	7	8	9	10	11	12	13	14	15	16	17	>18	SOMA	%	MED	
HMO	4	5	6	7	8	9	10	11	12	13	14	15	16	17	18	19	20	21	22	23	
0.0- 0.5																					
0.5- 1.0								1	1	1								3	1.1	10.1	
1.0- 1.5				2		1	1	6	12	8	1							31	11.2	10.0	
1.5- 2.0			1	2	1	1			5	11	5		1					27	9.7	10.6	
2.0- 2.5				2	4				3	11	12	7	3					42	15.2	11.6	
2.5- 3.0					1	1			5	3	4	4	3					21	7.6	11.8	
3.0- 3.5						2	2	3	2	3	1	5	1					19	6.9	11.8	
3.5- 4.0						1		2	3	3	1		1					11	4.0	11.7	
4.0- 4.5								3		4		2						9	3.2	11.0	
4.5- 5.0									1	1	1	2	1		1			7	2.5	13.2	
5.0- 5.5									1	1	2	4	2	2				12	4.3	13.3	
5.5- 6.0									1	2	4	4	10	8	1			30	10.8	14.0	
6.0- 6.5									2	4	3	4	7	5	3			28	10.1	13.8	
6.5- 7.0										1	4	1	4			1		11	4.0	13.7	
7.0- 7.5													1	1	5			7	2.5	16.2	
7.5- 8.0											1	1		2	11			15	5.4	16.0	
8.0- 8.5															3			3	1.1	16.7	
8.5- 9.0															1			1	0.4	16.7	
9.0- 9.5																					
9.5-10.0																					
10.0-10.5																					
10.5-11.0																					
11.0-11.5																					
11.5-12.0																					
12.0-12.5																					
12.5-13.0																					
13.0-13.5																					
13.5-14.0																					
14.0-14.5																					
14.5-15.0																					
>15.0																					
SOMA				3	4	7	6	12	36	52	43	31	37	20	25		1	277	100		
%				1.1	1.4	2.5	2.2	4.3	13.0	18.8	15.5	11.2	13.4	7.2	9.0		0.4	100			
MED				1.5	2.0	2.1	2.7	2.3	2.5	2.9	3.7	4.3	5.0	5.9	7.4		7.0				

TP						HMO					
MED	12.4	MIN	5.5	MAX	18.2	MED	3.97	MIN	0.89	MAX	8.94
DES.PAD	2.6	ASSIM	-0.32	CURT	2.98	DES.PAD	2.14	ASSIM	0.33	CURT	1.74

THTP1	0	30	60	90	120	150	180	210	240	270	300	330			
HMO	30	60	90	120	150	180	210	240	270	300	330	360	SOMA	%	MED
.0- .5															
.5- 1.0									7	16			23	9.7	275
1.0- 1.5					10	5	2		18	30			65	27.4	257
1.5- 2.0					10	8		1	3	38			60	25.3	252
2.0- 2.5					1	1		1	6	19			28	11.8	273
2.5- 3.0						3			11	14			28	11.8	267
3.0- 3.5						2			10	12			24	10.1	267
3.5- 4.0									2	4			6	2.5	269
4.0- 4.5										3			3	1.3	277
4.5- 5.0															
5.0- 5.5															
5.5- 6.0															
6.0- 6.5															
6.5- 7.0															
7.0- 7.5															
7.5- 8.0															
8.0- 8.5															
8.5- 9.0															
9.0- 9.5															
9.5-10.0															
10.0-10.5															
10.5-11.0															
11.0-11.5															
11.5-12.0															
12.0-12.5															
12.5-13.0															
13.0-13.5															
13.5-14.0															
14.0-14.5															
14.5-15.0															
>15.0															
SOMA					21	19	2	2	57	136			237	100	
%					8.9	8.0	.8	.8	24.1	57.4			100		
MED					1.5	1.9	1.1	1.9	2.0	1.9					

THTP1

HMO

MED 264 MIN 120 MAX 296 MED 1.91 MIN .50 MAX 4.12
DES.PAD .81 ASSIM 2.77 CURT 4.13 DES.PAD .85 ASSIM .58 CURT 2.52

THTP1	0	30	60	90	120	150	180	210	240	270	300	330			
HMO	30	60	90	120	150	180	210	240	270	300	330	360	SOMA	%	MED
.0- .5															
.5- 1.0					2	1	2			9			14	6.0	249
1.0- 1.5				3	7	5	6	4	13	19			57	24.4	236
1.5- 2.0					6	2	1	6	4	34			53	22.6	261
2.0- 2.5				3	3			3	3	19			31	13.2	260
2.5- 3.0					1				7	13			21	9.0	272
3.0- 3.5								2	1	11			14	6.0	273
3.5- 4.0									4	5			9	3.8	268
4.0- 4.5									4	4			8	3.4	268
4.5- 5.0									6				6	2.6	256
5.0- 5.5									16				16	6.8	259
5.5- 6.0									4				4	1.7	262
6.0- 6.5									1				1	.4	256
6.5- 7.0															
7.0- 7.5															
7.5- 8.0															
8.0- 8.5															
8.5- 9.0															
9.0- 9.5															
9.5-10.0															
10.0-10.5															
10.5-11.0															
11.0-11.5															
11.5-12.0															
12.0-12.5															
12.5-13.0															
13.0-13.5															
13.5-14.0															
14.0-14.5															
14.5-15.0															
>15.0															
SOMA				6	19	8	9	15	63	114			234	100	
%				2.6	8.1	3.4	3.8	6.4	26.9	48.7			100		
MED				1.9	1.6	1.3	1.2	2.0	3.6	2.1					

THTP1

HMO

MED 258 MIN 113 MAX 294 MED 2.39 MIN .70 MAX 6.00
DES.PAD .82 ASSIM 2.34 CURT 3.92 DES.PAD 1.34 ASSIM 1.09 CURT 3.17

THTP1	0	30	60	90	120	150	180	210	240	270	300	330			
HMO	30	60	90	120	150	180	210	240	270	300	330	360	SOMA	%	MED
.0- .5															
.5- 1.0										3			3	1.1	280
1.0- 1.5							2			29			31	11.2	278
1.5- 2.0							1	2	3	21			27	9.7	269
2.0- 2.5						3		2	2	35			42	15.2	273
2.5- 3.0									3	18			21	7.6	277
3.0- 3.5							2		4	13			19	6.9	271
3.5- 4.0								1	2	8			11	4.0	275
4.0- 4.5									5	4			9	3.2	266
4.5- 5.0									1	6			7	2.5	277
5.0- 5.5										12			12	4.3	278
5.5- 6.0									2	28			30	10.8	278
6.0- 6.5									8	20			28	10.1	273
6.5- 7.0										11			11	4.0	274
7.0- 7.5										7			7	2.5	275
7.5- 8.0										15			15	5.4	275
8.0- 8.5										3			3	1.1	276
8.5- 9.0										1			1	.4	276
9.0- 9.5															
9.5-10.0															
10.0-10.5															
10.5-11.0															
11.0-11.5															
11.5-12.0															
12.0-12.5															
12.5-13.0															
13.0-13.5															
13.5-14.0															
14.0-14.5															
14.5-15.0															
>15.0															
SOMA						3	5	5	30	234			277	100	
%						1.1	1.8	1.8	10.8	84.5			100		
MED						2.2	2.2	2.4	4.2	4.0					

THTP1

HMO

MED 274 MIN 159 MAX 295 MED 3.97 MIN .89 MAX 8.94
DES.PAD .32 ASSIM 6.41 CURT 23.10 DES.PAD 2.14 ASSIM .33 CURT 1.74

THTP1	0	30	60	90	120	150	180	210	240	270	300	330			
TP	30	60	90	120	150	180	210	240	270	300	330	360	SOMA	%	MED
.0- 1.0															
1.0- 2.0															
2.0- 3.0															
3.0- 4.0															
4.0- 5.0									1	1			2	.8	268
5.0- 6.0															
6.0- 7.0					3	2				1			6	2.5	158
7.0- 8.0					9	2			1	3			15	6.3	163
8.0- 9.0					9	12			1				22	9.3	152
9.0-10.0						3	2	2	6	5			18	7.6	240
10.0-11.0									6	19			25	10.5	276
11.0-12.0									24	41			65	27.4	274
12.0-13.0									11	25			36	15.2	276
13.0-14.0									1	21			22	9.3	282
14.0-15.0									2	8			10	4.2	283
15.0-16.0									4	7			11	4.6	271
16.0-17.0										3			3	1.3	278
17.0-18.0															
>18.0										2			2	.8	286
SOMA					21	19	2	2	57	136			237	100	
%					8.9	8.0	.8	.8	24.1	57.4			100		
MED					7.3	7.9	9.1	9.1	11.4	12.1					

THTP1				TP							
MED	264	MIN	120	MAX	296	MED	11.1	MIN	4.5	MAX	18.2
DES.PAD	.81	ASSIM	2.77	CURT	4.13	DES.PAD	2.50	ASSIM	-.08	CURT	2.93

THTP1	0	30	60	90	120	150	180	210	240	270	300	330			
TP	30	60	90	120	150	180	210	240	270	300	330	360	SOMA	%	MED
.0- 1.0															
1.0- 2.0															
2.0- 3.0															
3.0- 4.0					1								1	.4	147
4.0- 5.0						4	4						8	3.4	175
5.0- 6.0							3	1					4	1.7	198
6.0- 7.0							1	5	1				7	3.0	221
7.0- 8.0						1		4	2				7	3.0	219
8.0- 9.0					5	1		5					11	4.7	180
9.0-10.0				1	9					2			12	5.1	131
10.0-11.0			5	4	2	1			7	18			37	15.8	252
11.0-12.0									12	38			50	21.4	274
12.0-13.0									7	15			22	9.4	276
13.0-14.0									5	16			21	9.0	278
14.0-15.0									14	15			29	12.4	269
15.0-16.0									8	11			19	8.1	270
16.0-17.0									2	1			3	1.3	269
17.0-18.0															
>18.0									3				3	1.3	264
SOMA				6	19	8	9	15	63	114			234	100	
%				2.6	8.1	3.4	3.8	6.4	26.9	48.7			100		
MED				9.9	8.7	6.6	5.7	7.0	12.9	12.5					

THTP1

TP

MED 258 MIN 113 MAX 294 MED 11.4 MIN 3.5 MAX 18.2
DES.PAD .82 ASSIM 2.34 CURT 3.92 DES.PAD 2.95 ASSIM -.46 CURT 2.99

THTP1	0	30	60	90	120	150	180	210	240	270	300	330			
TP	30	60	90	120	150	180	210	240	270	300	330	360	SOMA	%	MED
.0- 1.0															
1.0- 2.0															
2.0- 3.0															
3.0- 4.0															
4.0- 5.0															
5.0- 6.0							2		1				3	1.1	203
6.0- 7.0							1	2	1				4	1.4	216
7.0- 8.0						3		2	1	1			7	2.5	207
8.0- 9.0							2	1	2	1			6	2.2	233
9.0-10.0									5	7			12	4.3	266
10.0-11.0									10	26			36	13.0	278
11.0-12.0									3	49			52	18.8	279
12.0-13.0									1	42			43	15.5	279
13.0-14.0										31			31	11.2	280
14.0-15.0									4	33			37	13.4	278
15.0-16.0									1	19			20	7.2	278
16.0-17.0									1	24			25	9.0	275
17.0-18.0															
>18.0										1			1	.4	272
SOMA						3	5	5	30	234			277	100	
%						1.1	1.8	1.8	10.8	84.5			100		
MED						7.0	6.6	6.9	10.6	12.9					

THTP1

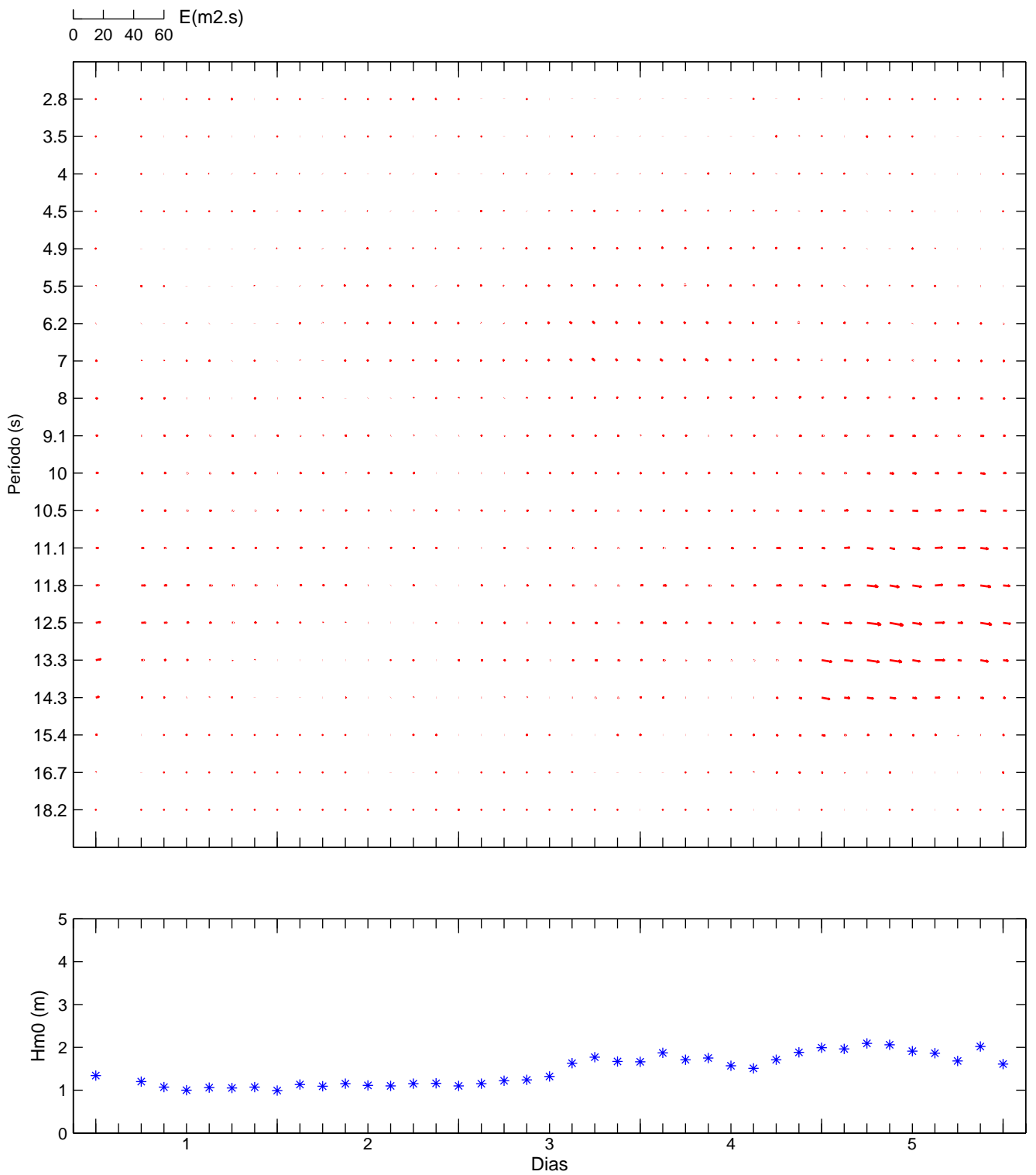
TP

MED 274 MIN 159 MAX 295 MED 12.4 MIN 5.5 MAX 18.2
DES.PAD .32 ASSIM 6.41 CURT 23.10 DES.PAD 2.55 ASSIM -.32 CURT 2.98

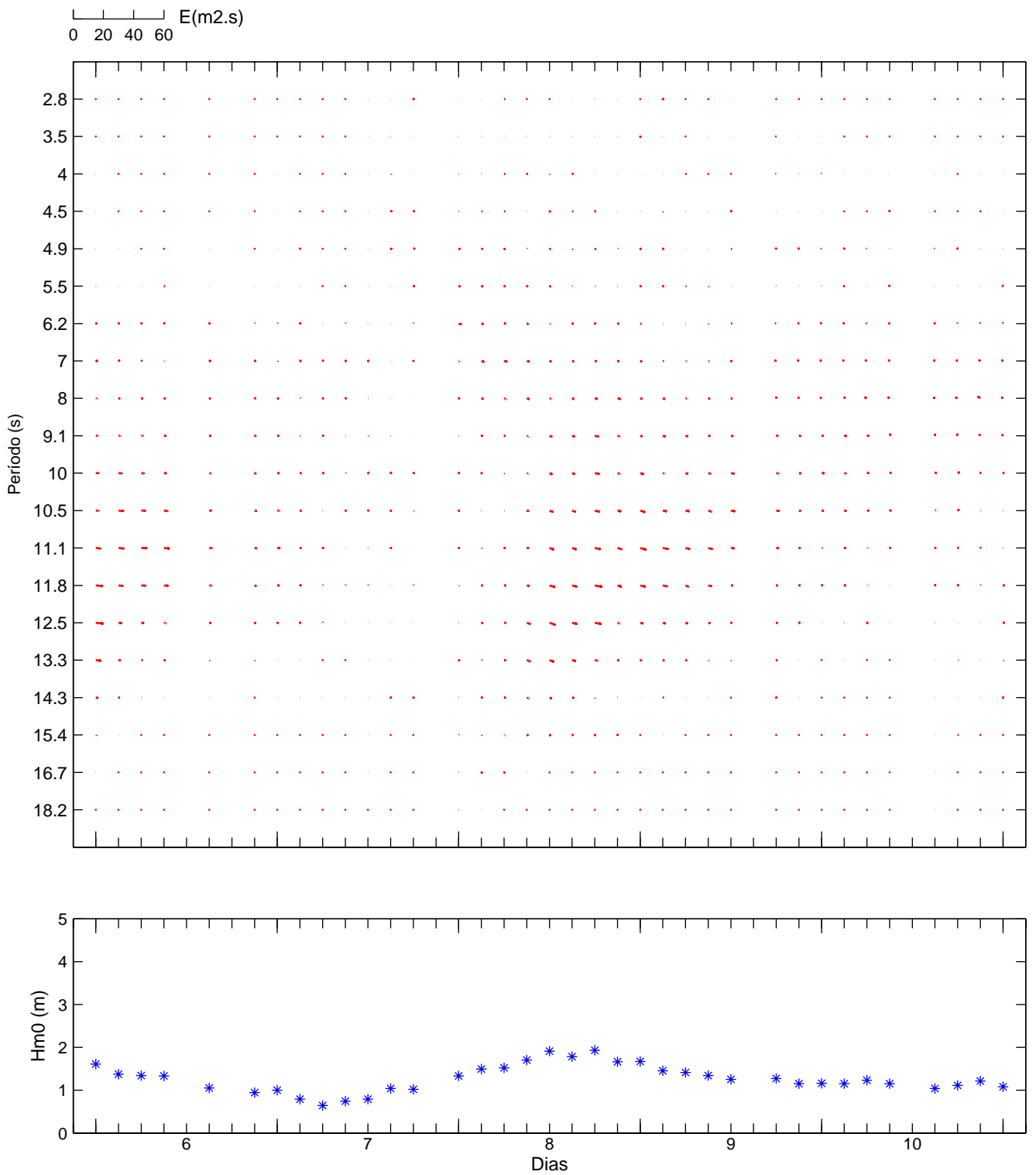
ANEXO G

Evolução temporal da distribuição de energia e da direcção média por banda de frequência

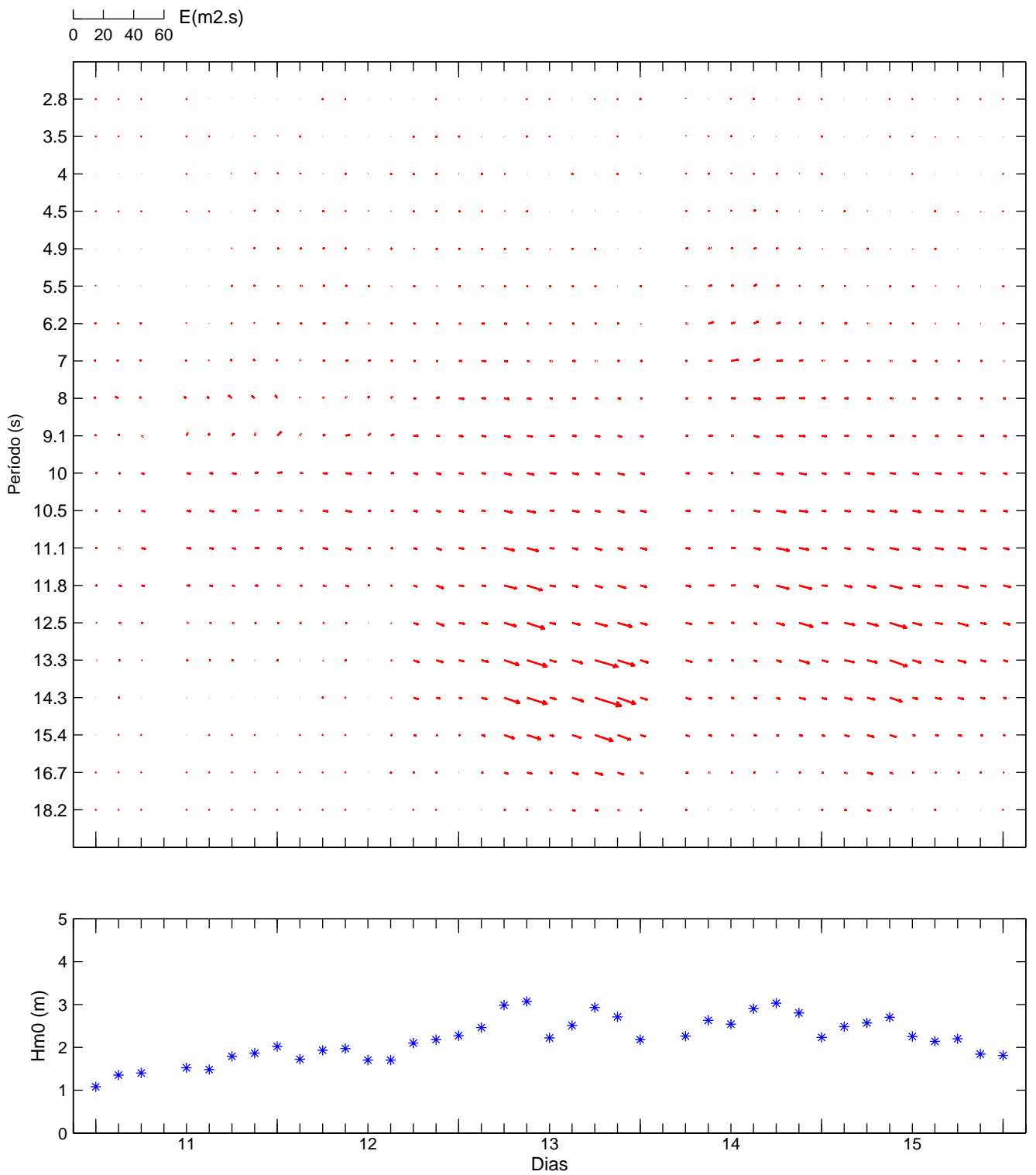
EVOLUÇÃO TEMPORAL DA DISTRIBUIÇÃO DE ENERGIA E DA DIRECÇÃO MÉDIA
 POR BANDA DE FREQUÊNCIA – SMIGUEL 2006 JAN 1-5



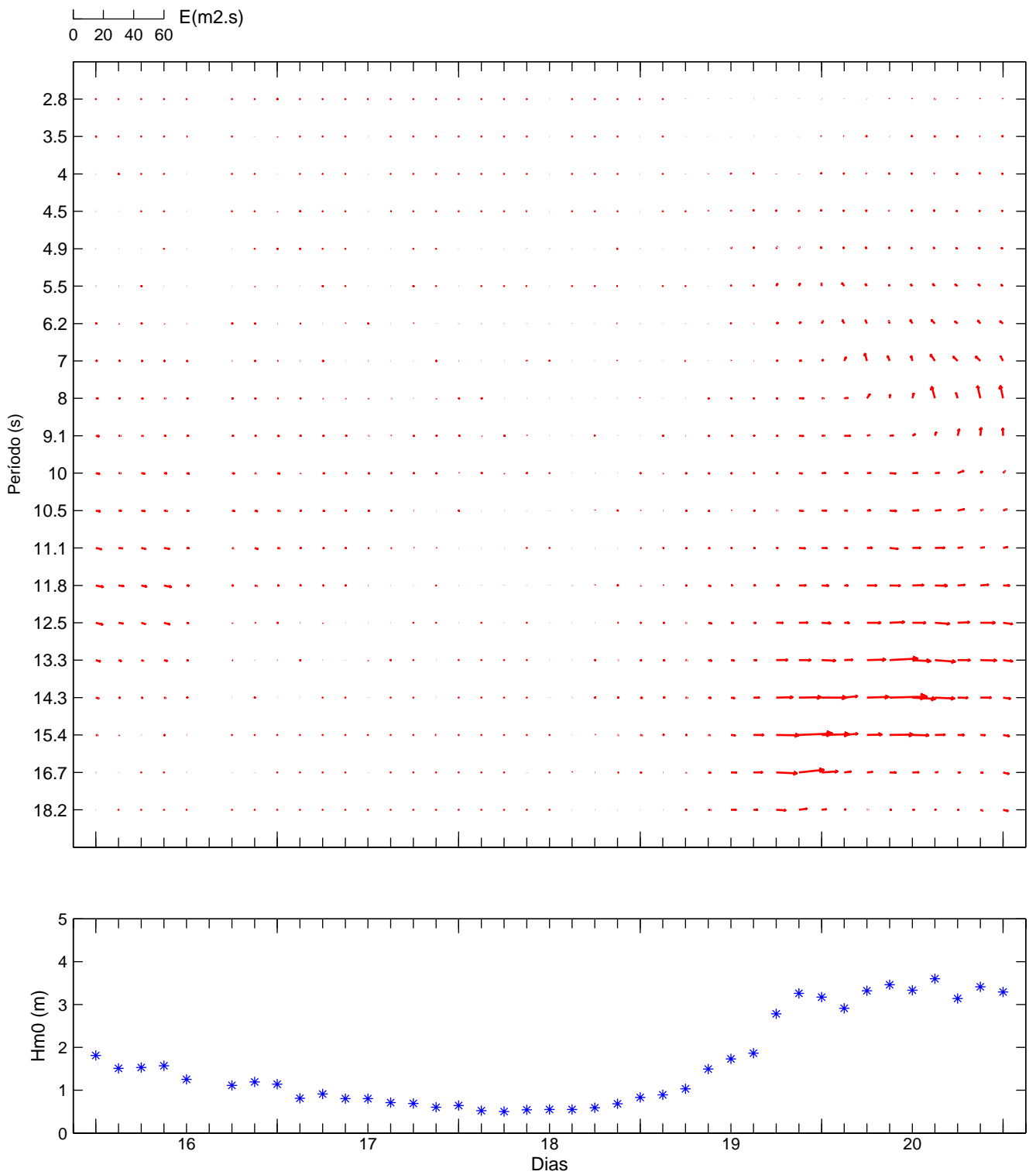
EVOLUÇÃO TEMPORAL DA DISTRIBUIÇÃO DE ENERGIA E DA DIRECÇÃO MÉDIA
POR BANDA DE FREQUÊNCIA – SMIGUEL 2006 JAN 6–10



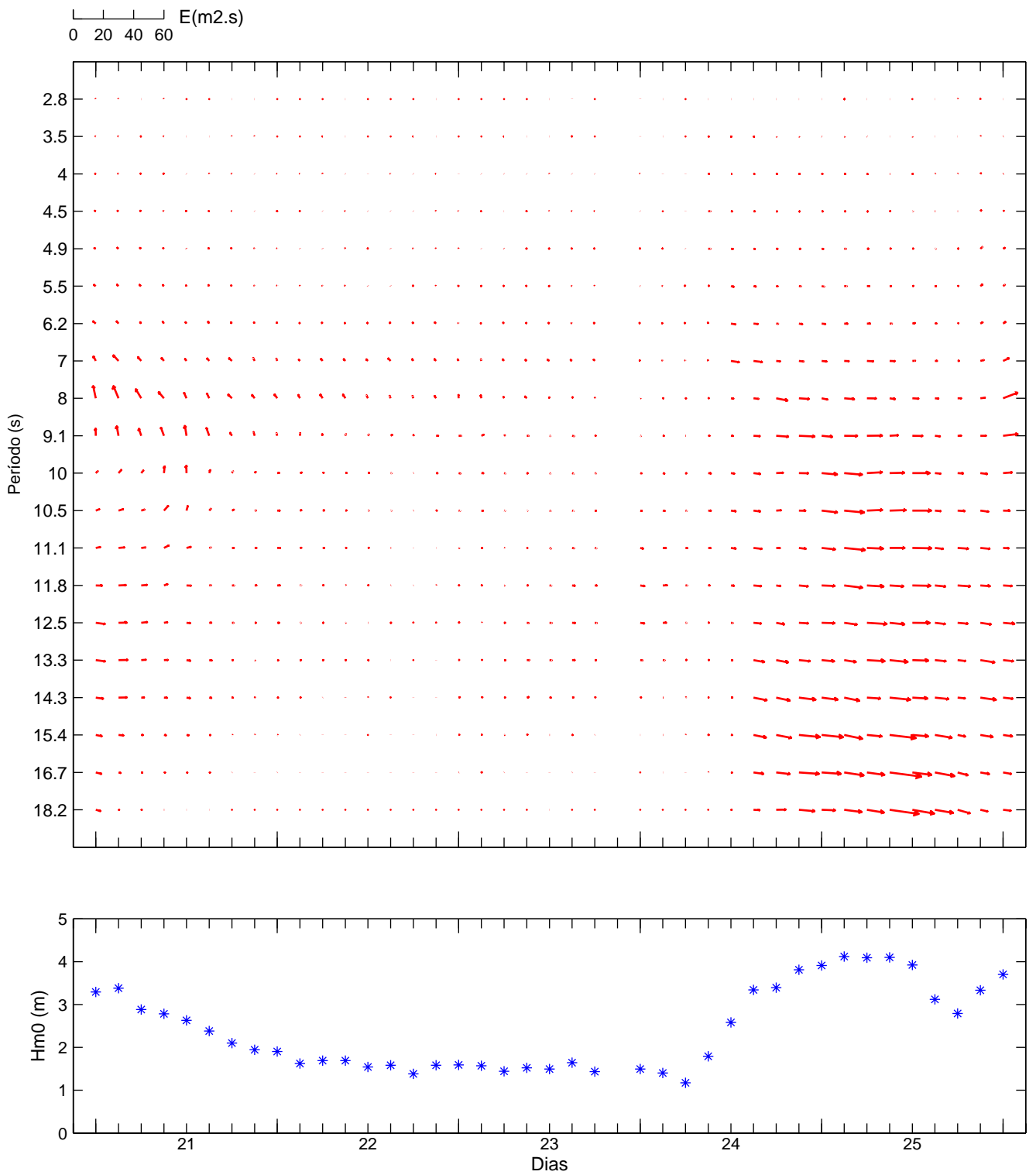
EVOLUÇÃO TEMPORAL DA DISTRIBUIÇÃO DE ENERGIA E DA DIRECÇÃO MÉDIA
POR BANDA DE FREQUÊNCIA – SMIGUEL 2006 JAN 11–15



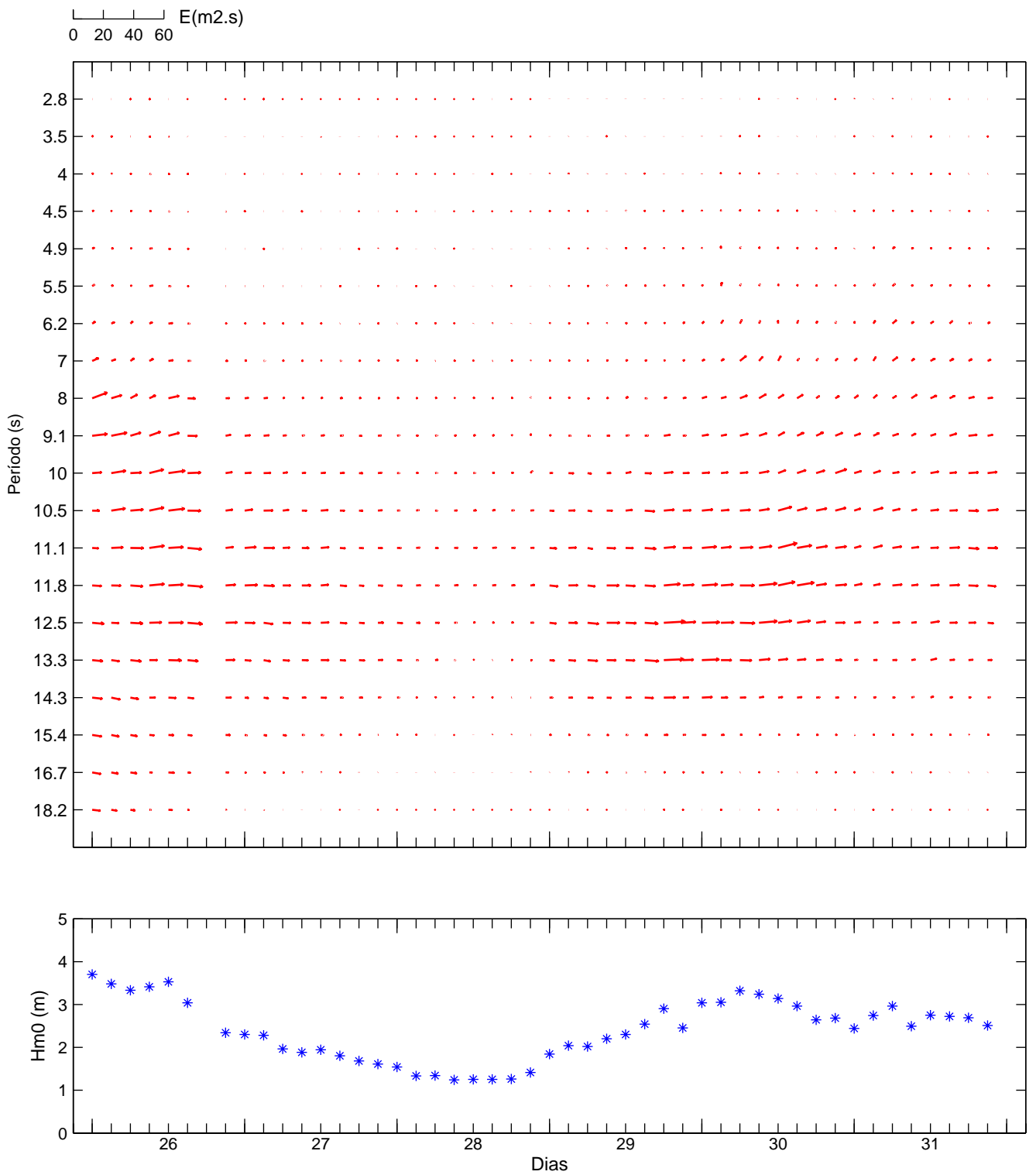
EVOLUÇÃO TEMPORAL DA DISTRIBUIÇÃO DE ENERGIA E DA DIRECÇÃO MÉDIA
 POR BANDA DE FREQUÊNCIA – SMIGUEL 2006 JAN 16–20



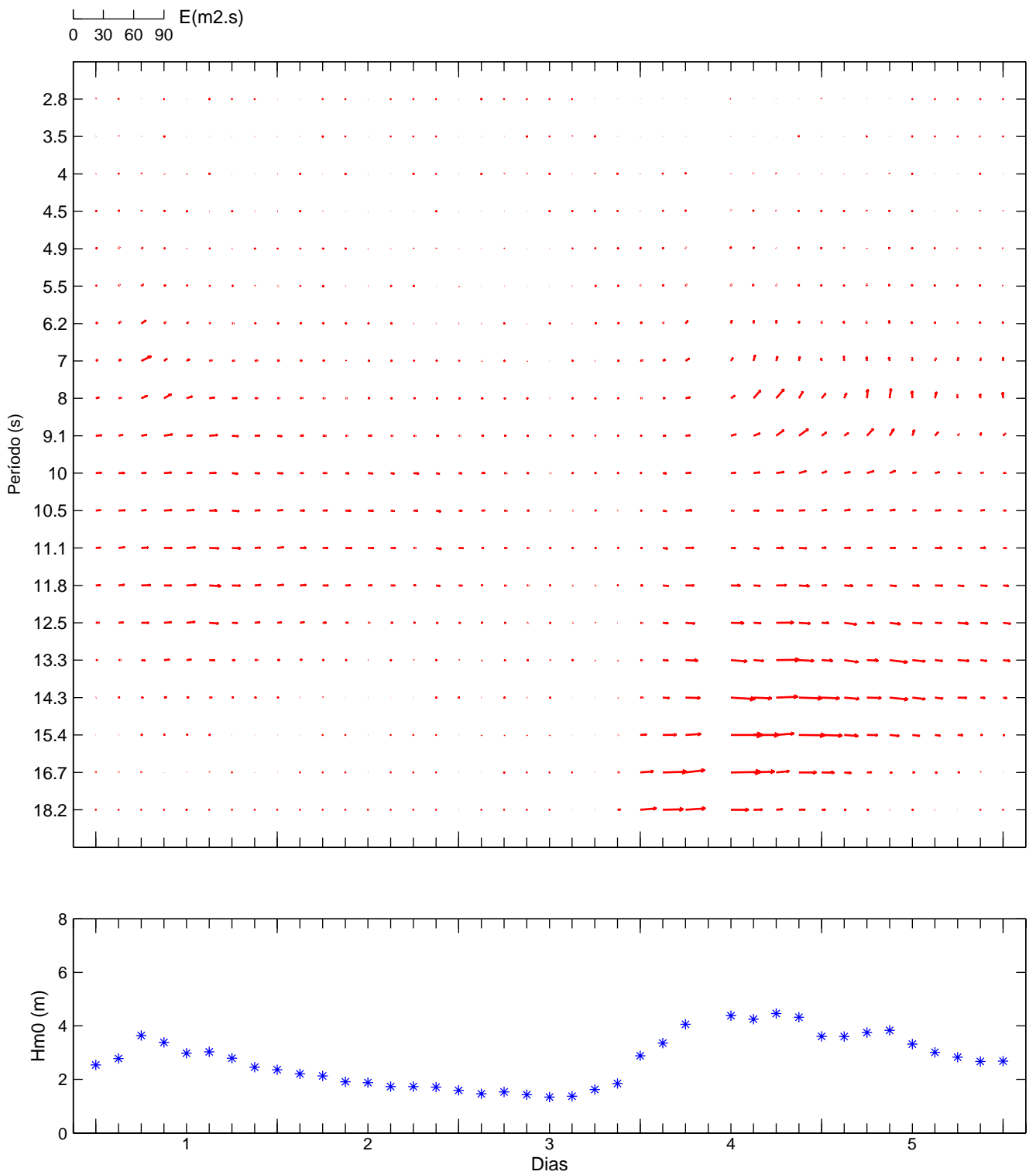
EVOLUÇÃO TEMPORAL DA DISTRIBUIÇÃO DE ENERGIA E DA DIRECÇÃO MÉDIA
 POR BANDA DE FREQUÊNCIA – SMIGUEL 2006 JAN 21-25



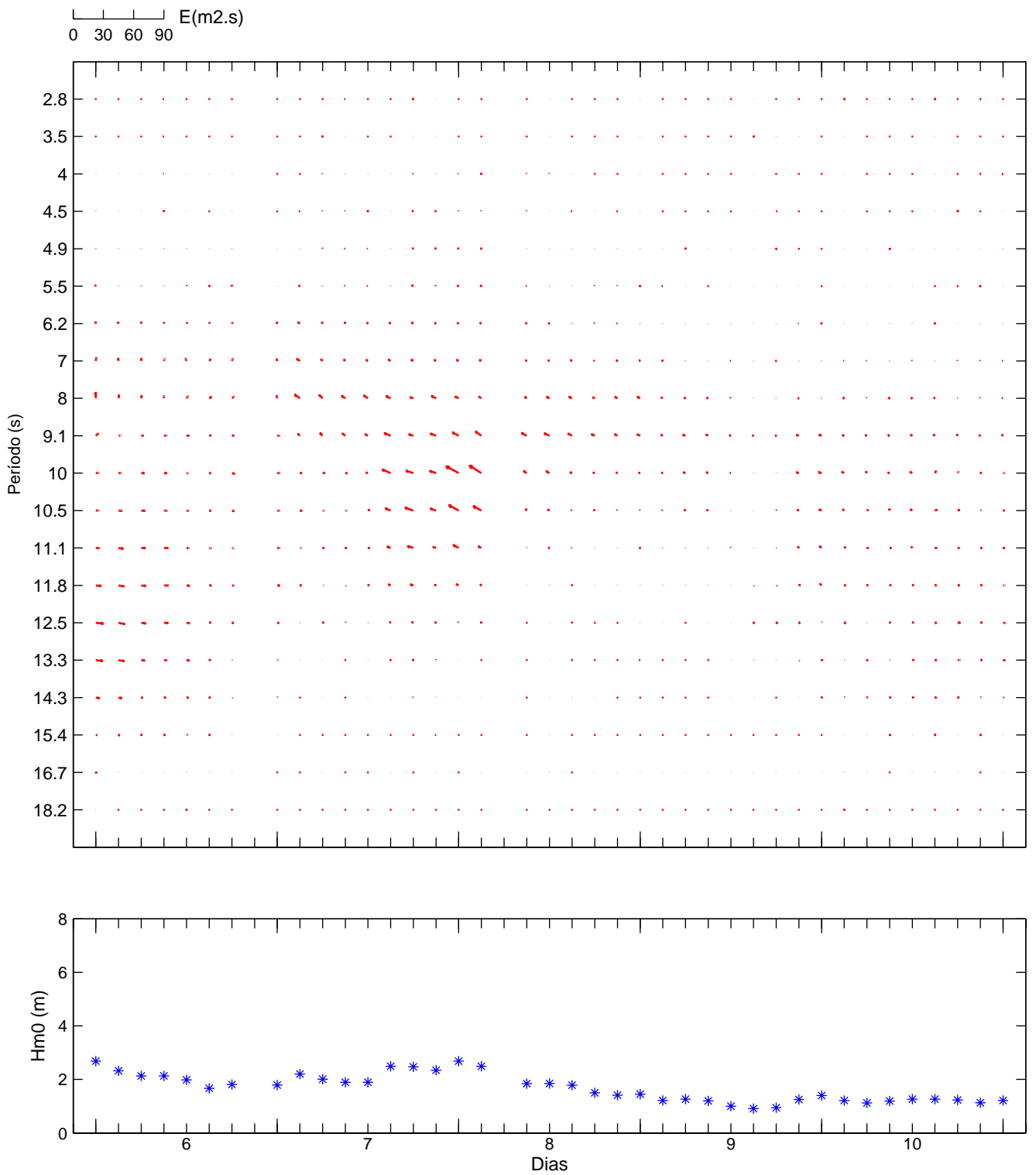
EVOLUÇÃO TEMPORAL DA DISTRIBUIÇÃO DE ENERGIA E DA DIRECÇÃO MÉDIA
 POR BANDA DE FREQUÊNCIA – SMIGUEL 2006 JAN 26–31



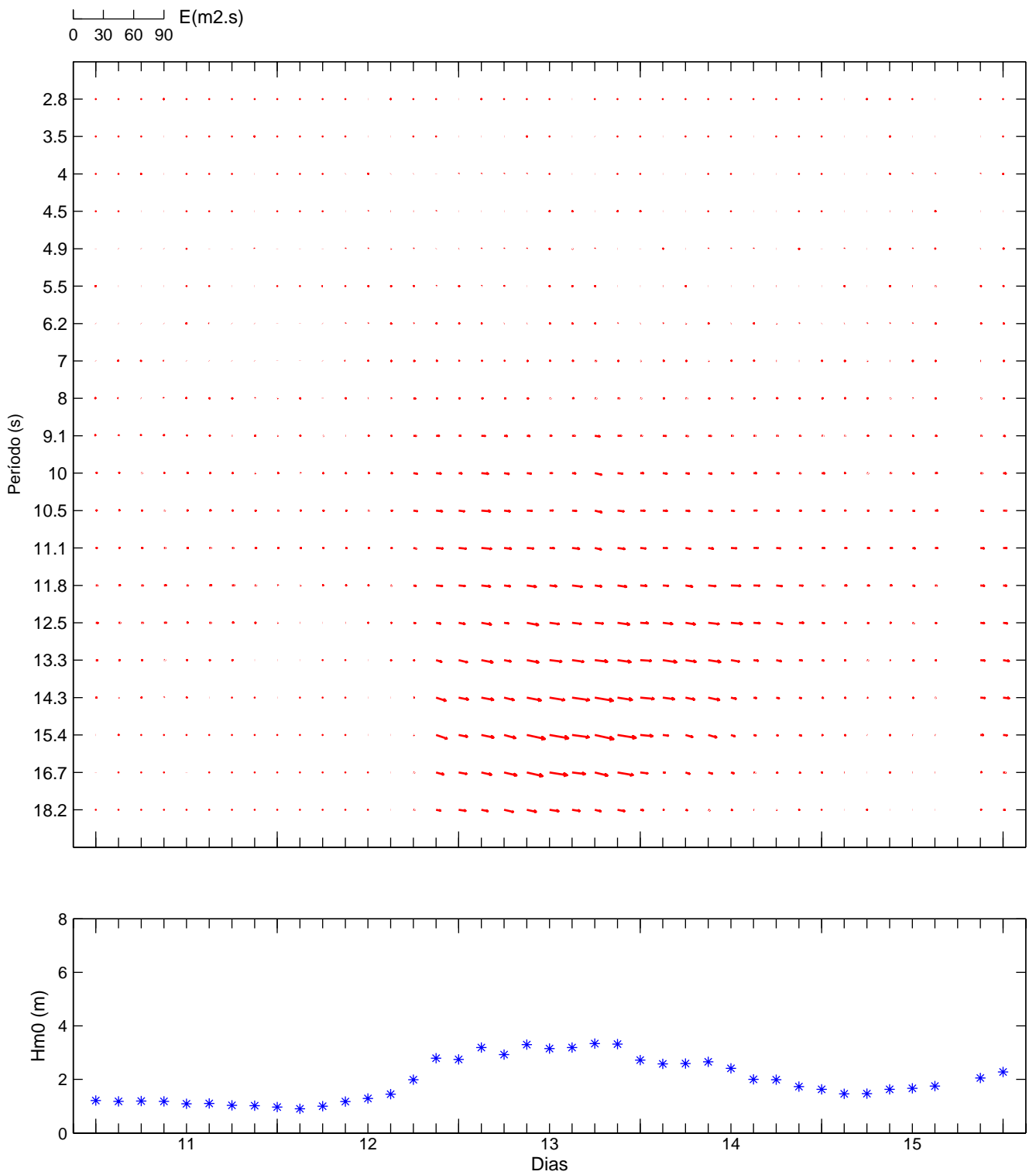
EVOLUÇÃO TEMPORAL DA DISTRIBUIÇÃO DE ENERGIA E DA DIRECÇÃO MÉDIA
 POR BANDA DE FREQUÊNCIA – SMIGUEL 2006 FEV 1-5



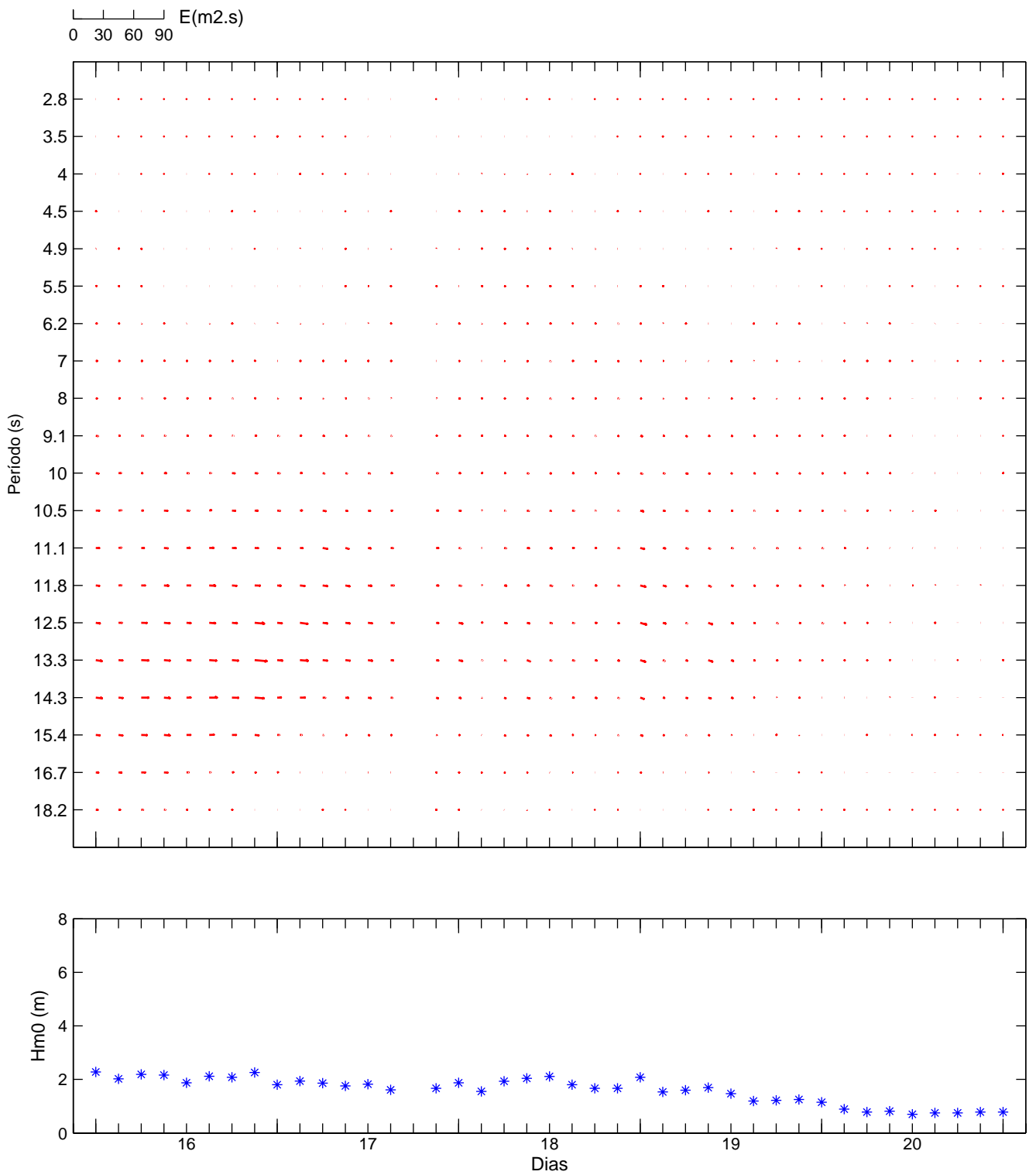
EVOLUÇÃO TEMPORAL DA DISTRIBUIÇÃO DE ENERGIA E DA DIRECÇÃO MÉDIA
POR BANDA DE FREQUÊNCIA – SMIGUEL 2006 FEV 6–10



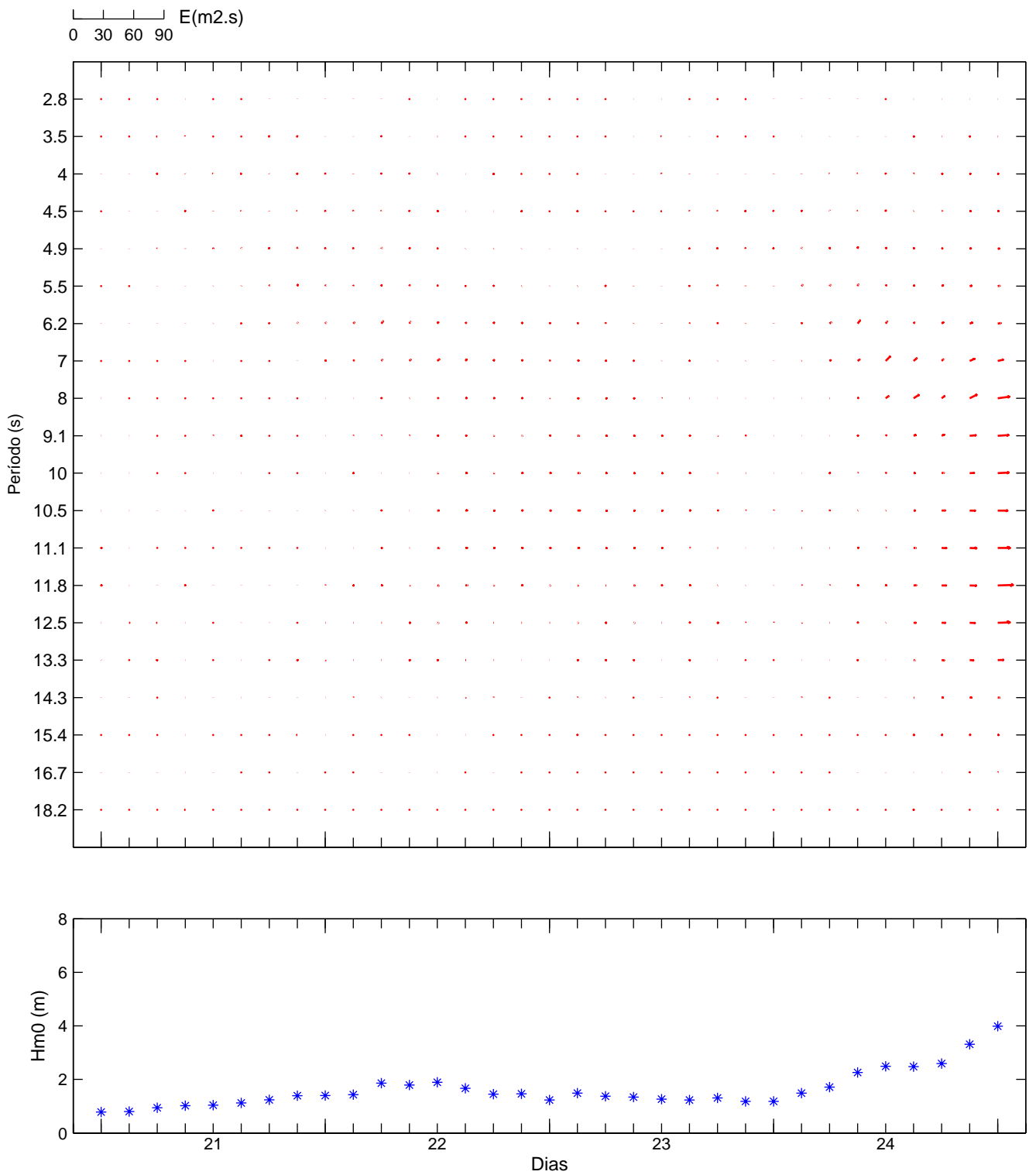
EVOLUÇÃO TEMPORAL DA DISTRIBUIÇÃO DE ENERGIA E DA DIRECÇÃO MÉDIA
POR BANDA DE FREQUÊNCIA – SMIGUEL 2006 FEV 11-15



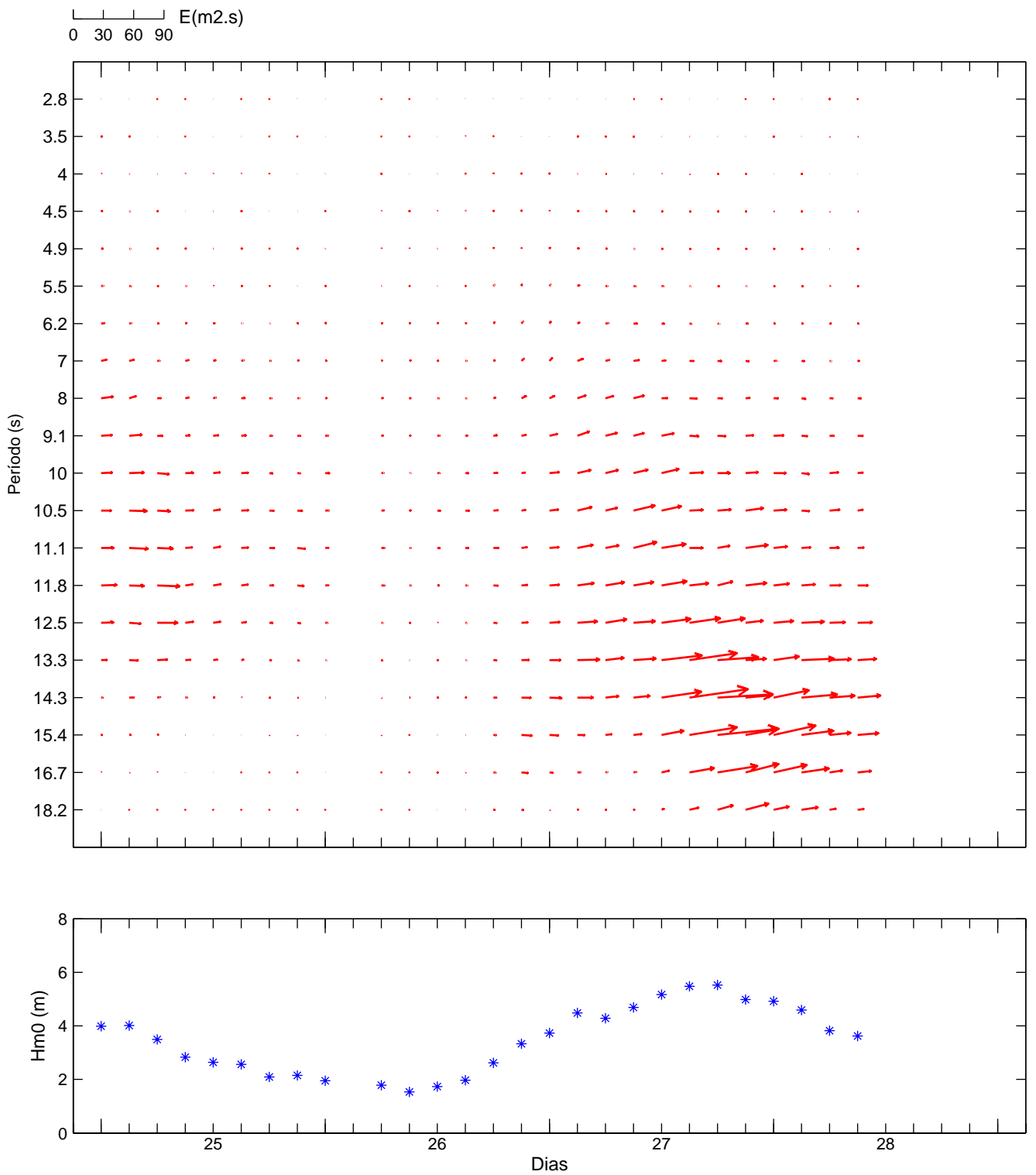
EVOLUÇÃO TEMPORAL DA DISTRIBUIÇÃO DE ENERGIA E DA DIRECÇÃO MÉDIA
POR BANDA DE FREQUÊNCIA – SMIGUEL 2006 FEV 16-20



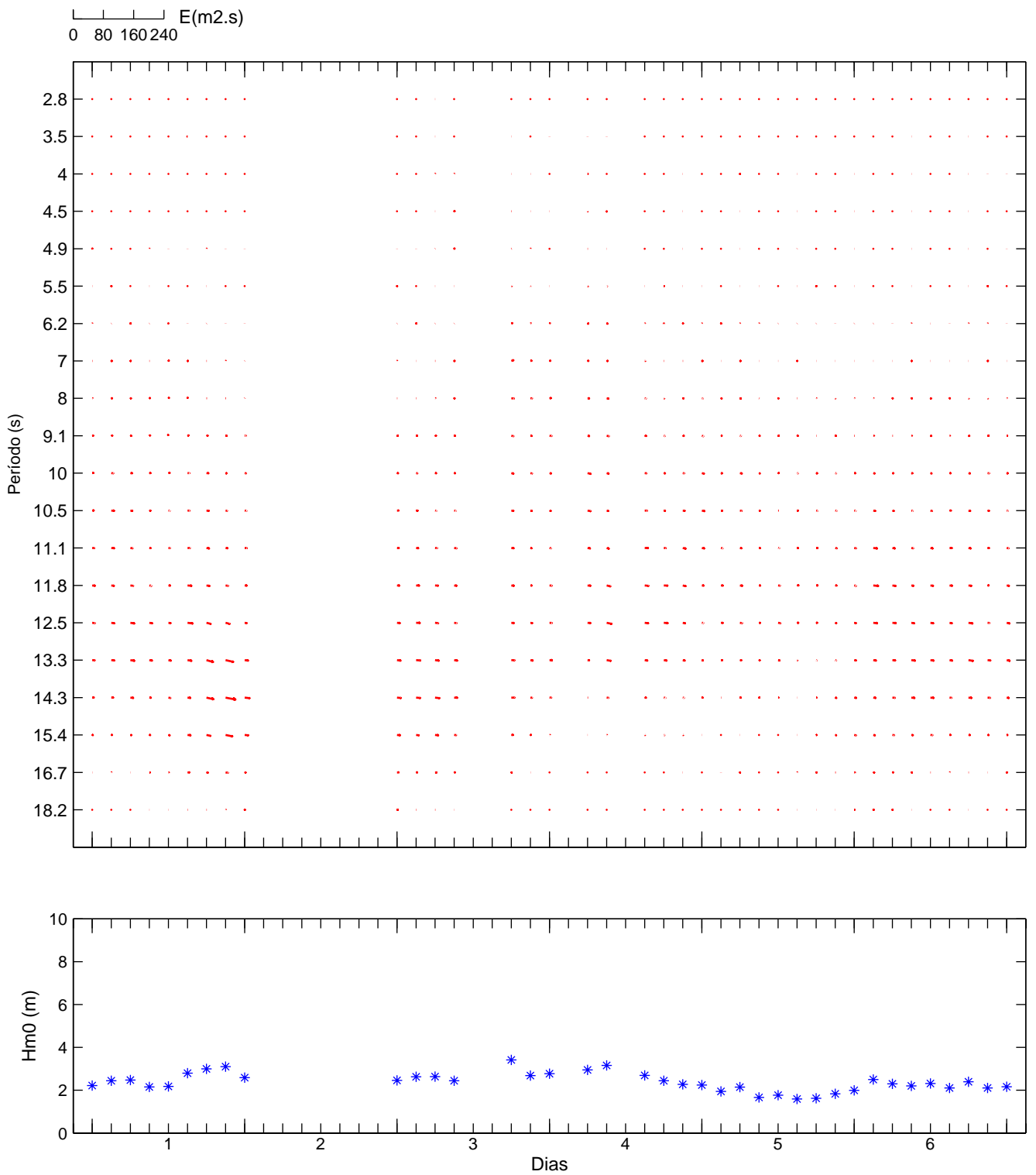
EVOLUÇÃO TEMPORAL DA DISTRIBUIÇÃO DE ENERGIA E DA DIRECÇÃO MÉDIA
 POR BANDA DE FREQUÊNCIA – SMIGUEL 2006 FEV 21-24



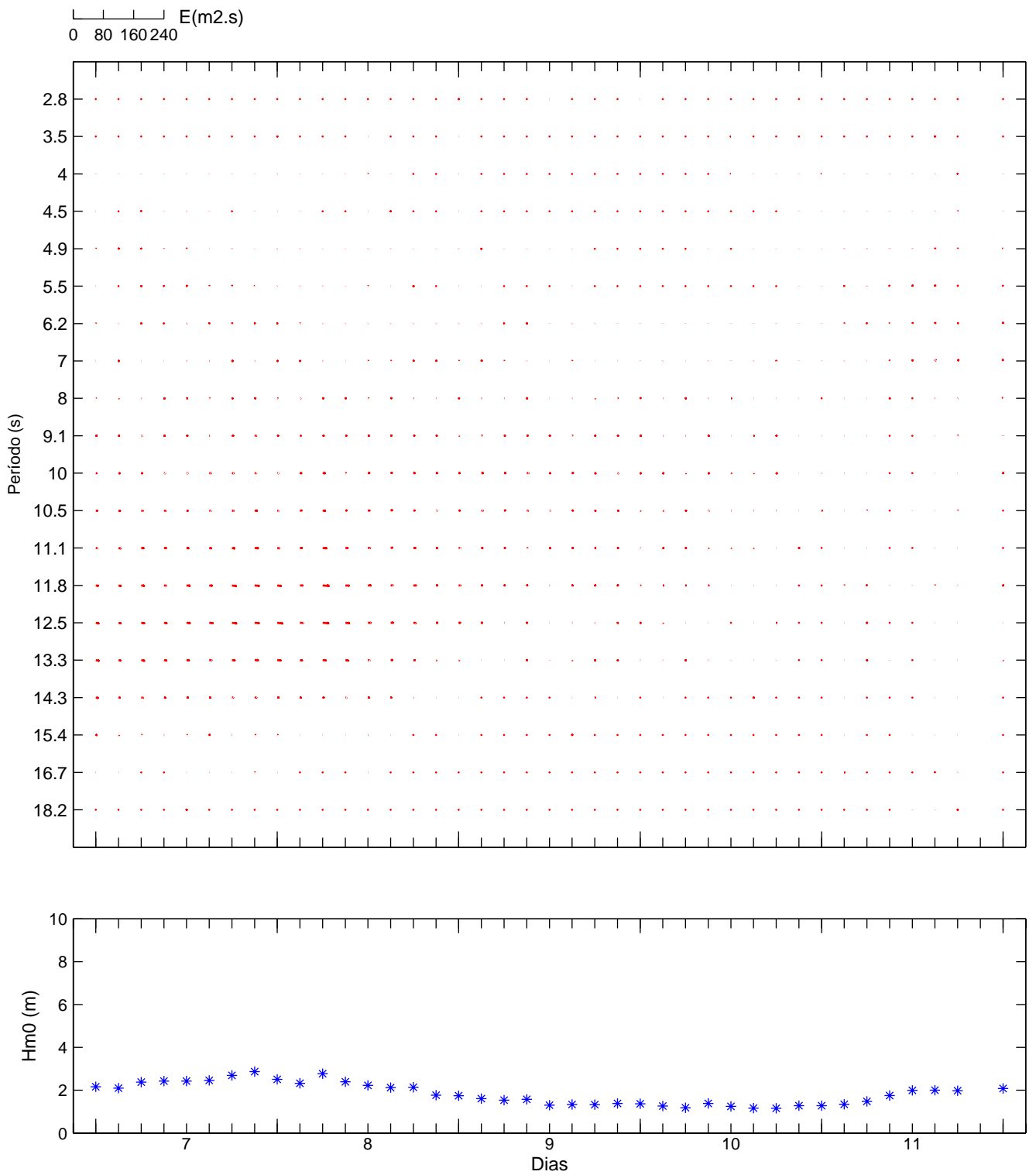
EVOLUÇÃO TEMPORAL DA DISTRIBUIÇÃO DE ENERGIA E DA DIRECÇÃO MÉDIA
POR BANDA DE FREQUÊNCIA – SMIGUEL 2006 FEV 25-28



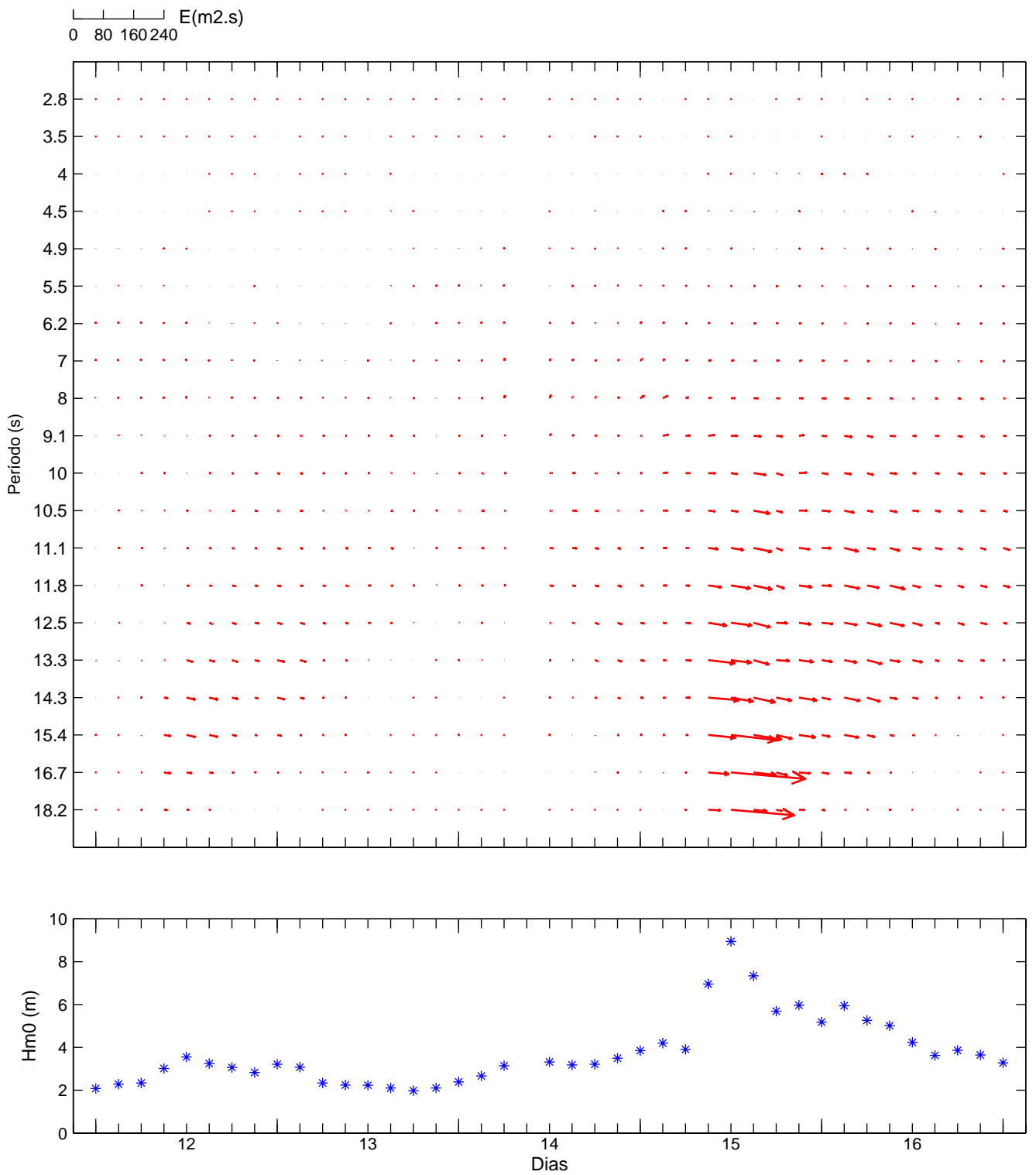
EVOLUÇÃO TEMPORAL DA DISTRIBUIÇÃO DE ENERGIA E DA DIRECÇÃO MÉDIA
POR BANDA DE FREQUÊNCIA – SMIGUEL 2006 MAR 1–6



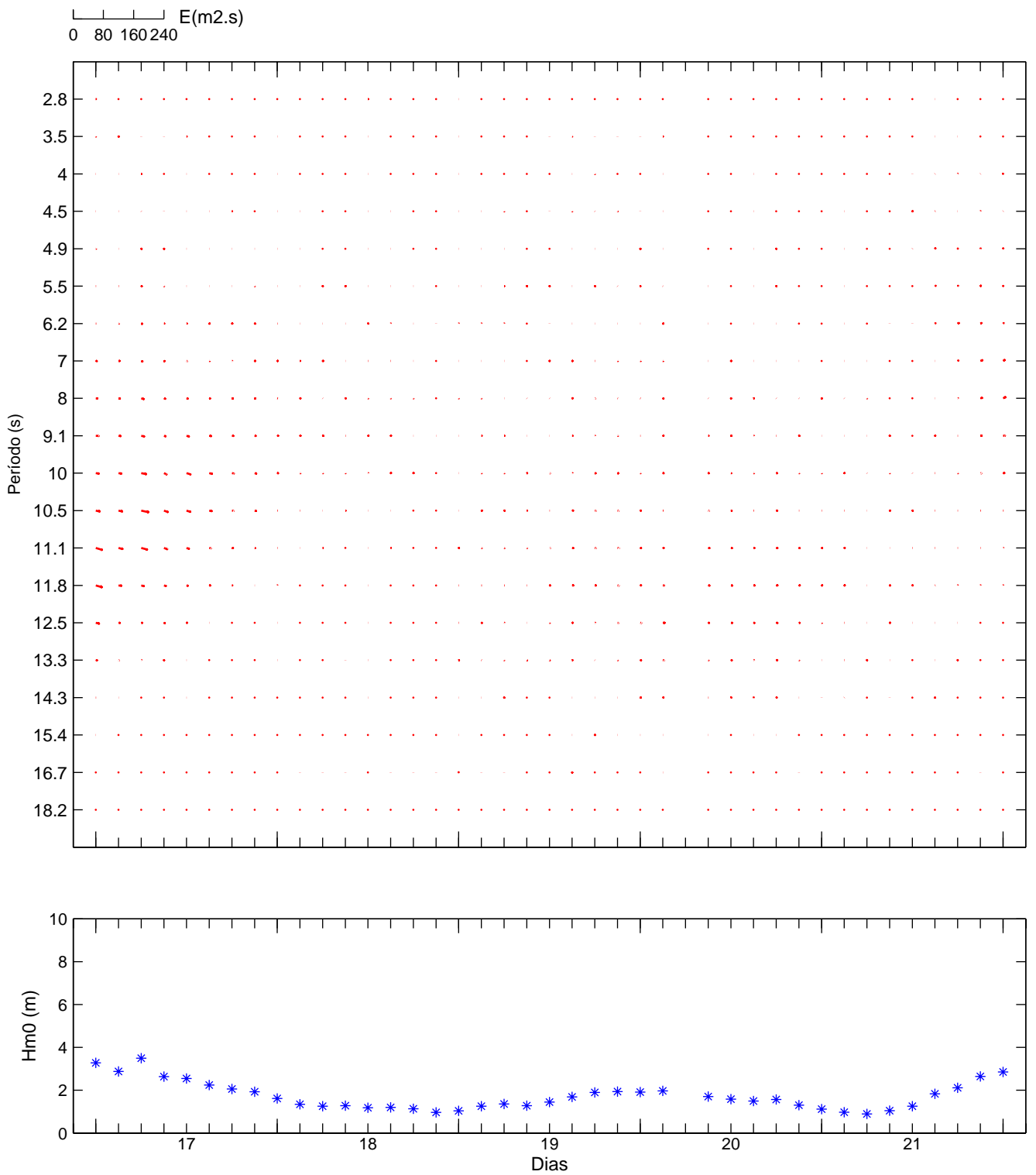
EVOLUÇÃO TEMPORAL DA DISTRIBUIÇÃO DE ENERGIA E DA DIRECÇÃO MÉDIA
POR BANDA DE FREQUÊNCIA – SMIGUEL 2006 MAR 7–11



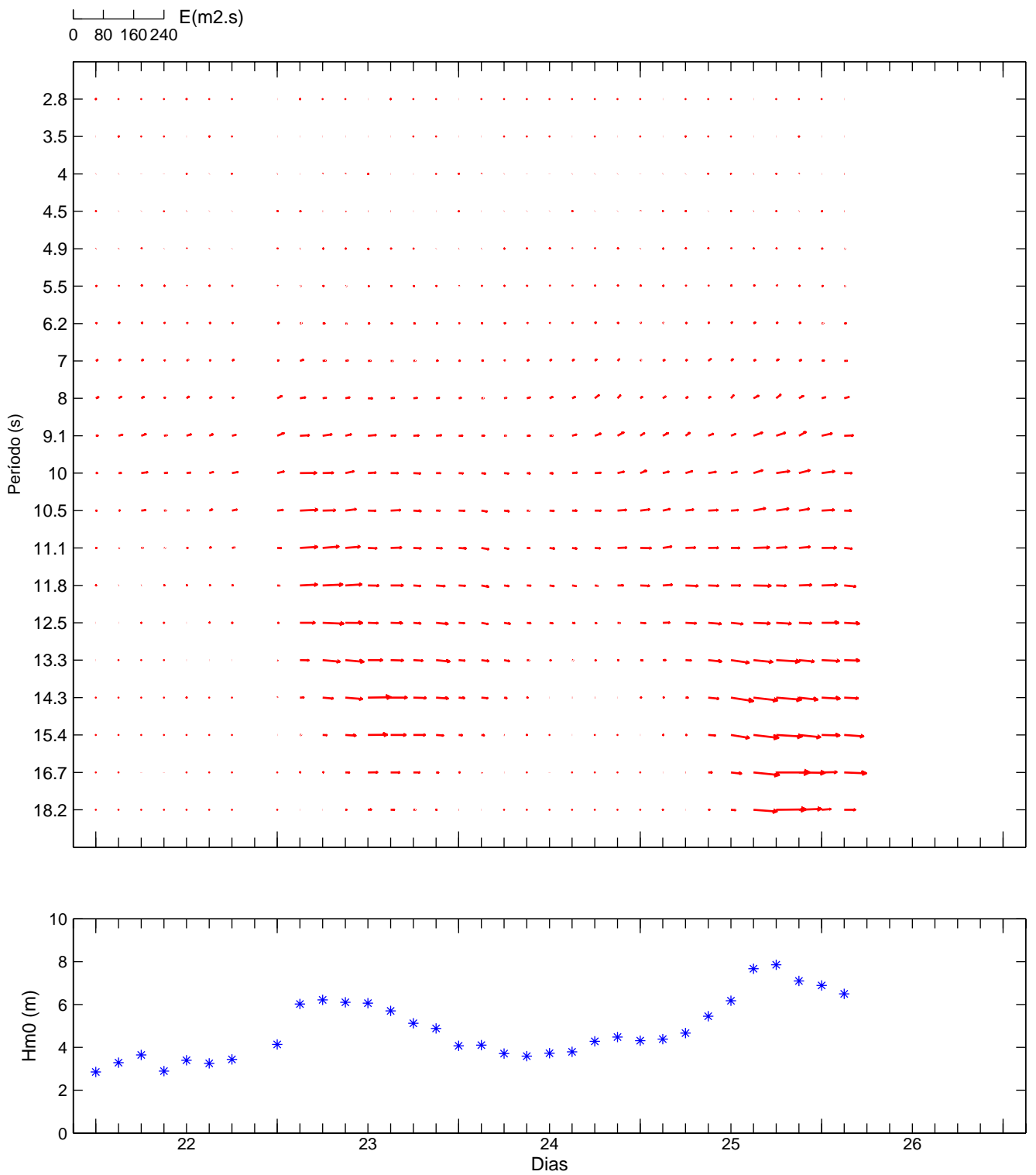
EVOLUÇÃO TEMPORAL DA DISTRIBUIÇÃO DE ENERGIA E DA DIRECÇÃO MÉDIA
 POR BANDA DE FREQUÊNCIA – SMIGUEL 2006 MAR 12–16



EVOLUÇÃO TEMPORAL DA DISTRIBUIÇÃO DE ENERGIA E DA DIRECÇÃO MÉDIA
POR BANDA DE FREQUÊNCIA – SMIGUEL 2006 MAR 17–21



EVOLUÇÃO TEMPORAL DA DISTRIBUIÇÃO DE ENERGIA E DA DIRECÇÃO MÉDIA
 POR BANDA DE FREQUÊNCIA – SMIGUEL 2006 MAR 22–26

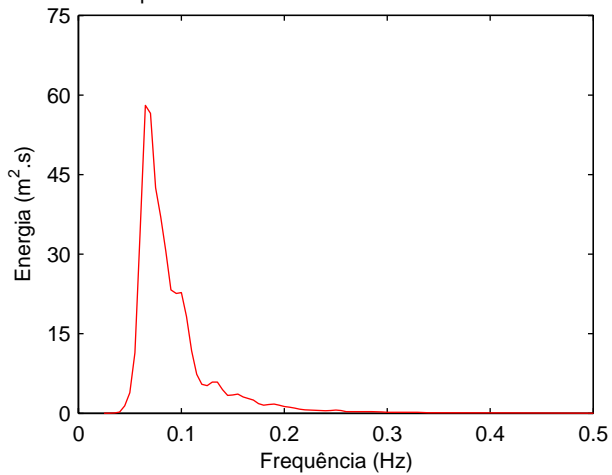


ANEXO H

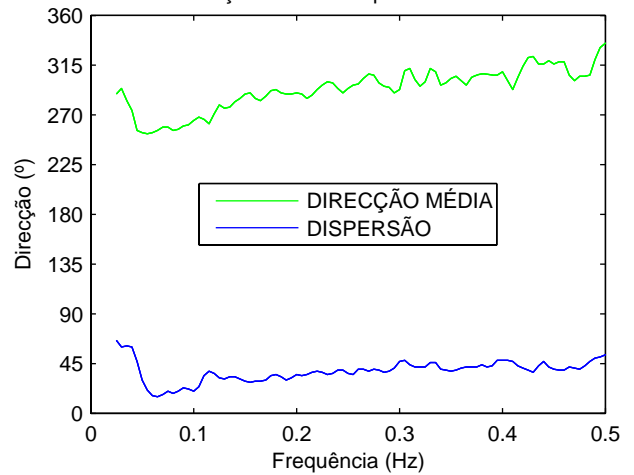
Gráficos de distribuição de energia, direcção média e dispersão,
para os registos em que $HM0 \geq 5.5$ metros

NOTA: Em Janeiro não se verificaram nenhuma ocorrência de $HM0 \geq 5.5$ metros.

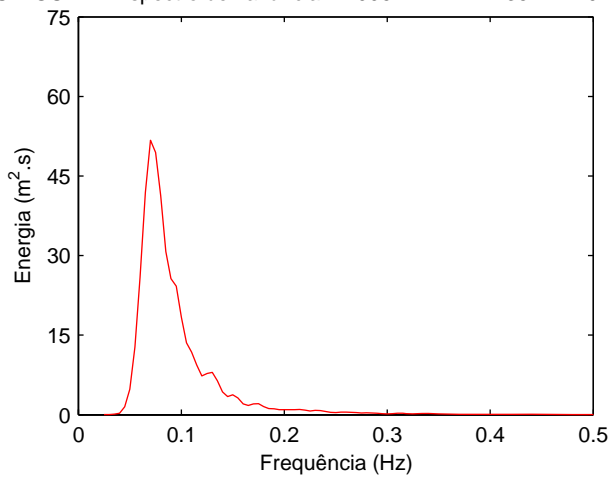
SMIGUEL – Espectro de variância – 2006FEV27 – 1705 – HM0 = 6.00m



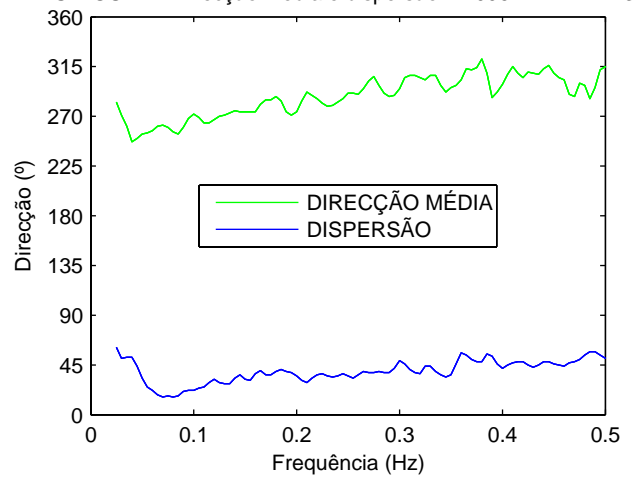
SMIGUEL – Direcção média e dispersão – 2006FEV27 – 1705



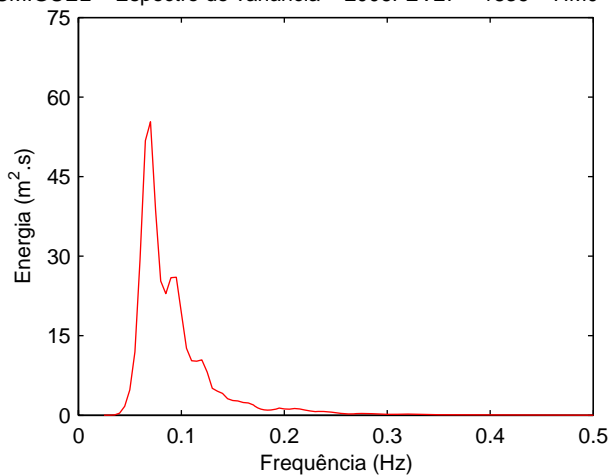
SMIGUEL – Espectro de variância – 2006FEV27 – 1735 – HM0 = 5.91m



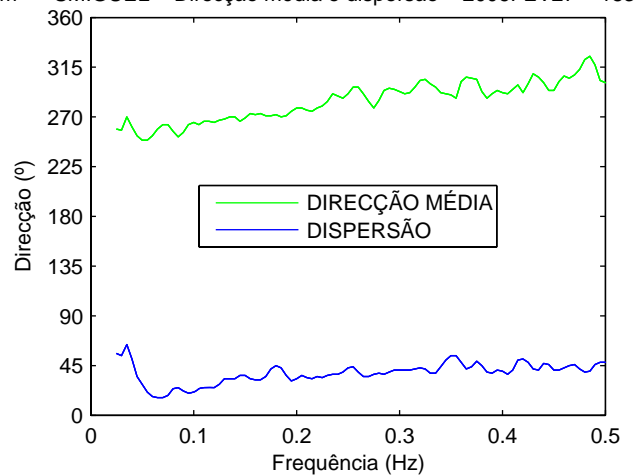
SMIGUEL – Direcção média e dispersão – 2006FEV27 – 1735



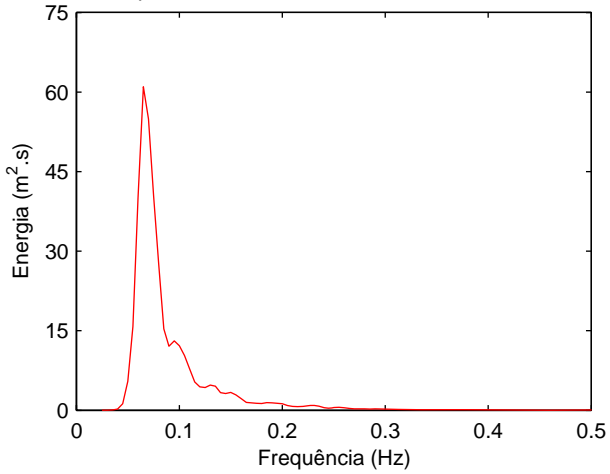
SMIGUEL – Espectro de variância – 2006FEV27 – 1836 – HM0 = 5.77m



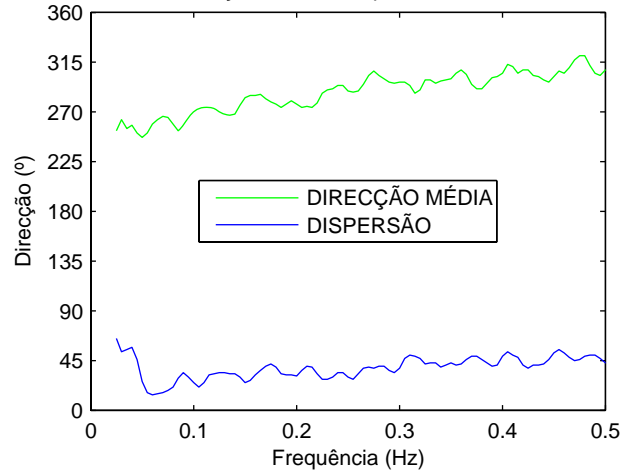
SMIGUEL – Direcção média e dispersão – 2006FEV27 – 1836



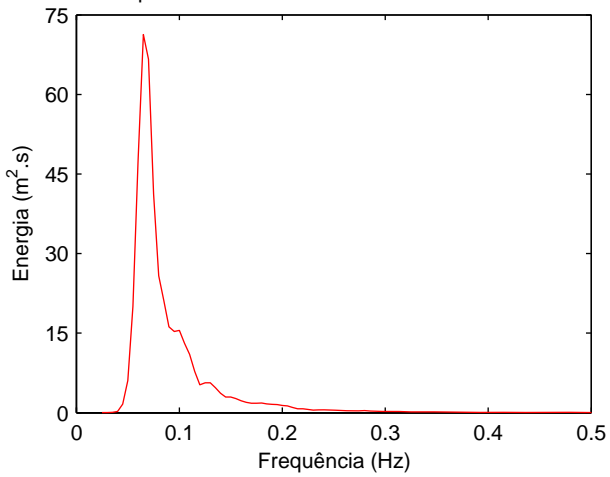
SMIGUEL – Espectro de variância – 2006FEV27 – 1937 – HM0 = 5.52m



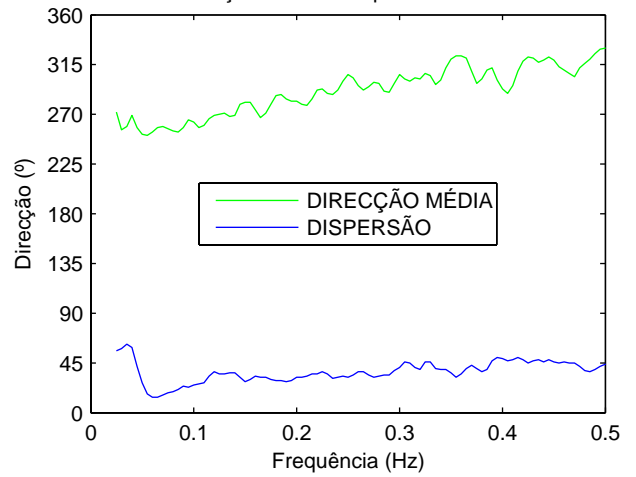
SMIGUEL – Direcção média e dispersão – 2006FEV27 – 1937



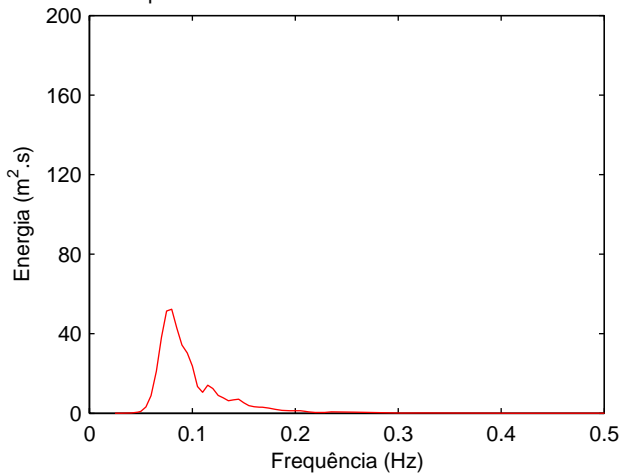
SMIGUEL – Espectro de variância – 2006FEV27 – 2007 – HM0 = 5.96m



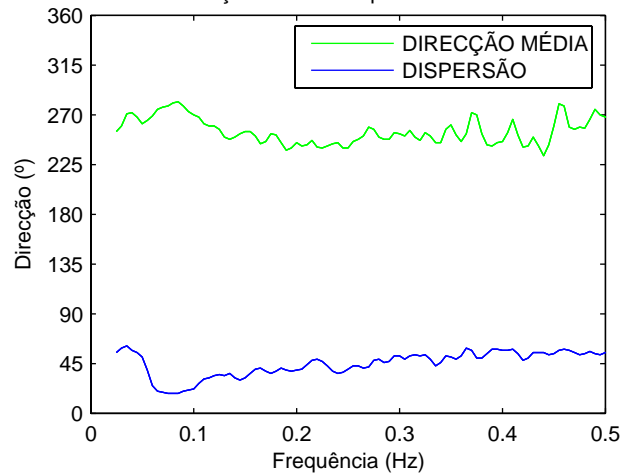
SMIGUEL – Direcção média e dispersão – 2006FEV27 – 2007



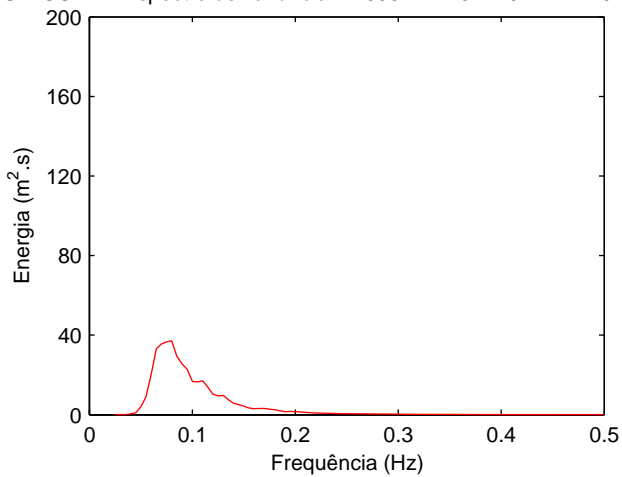
SMIGUEL – Espectro de variância – 2006MAR15 – 0940 – $H_{M0} = 5.92m$



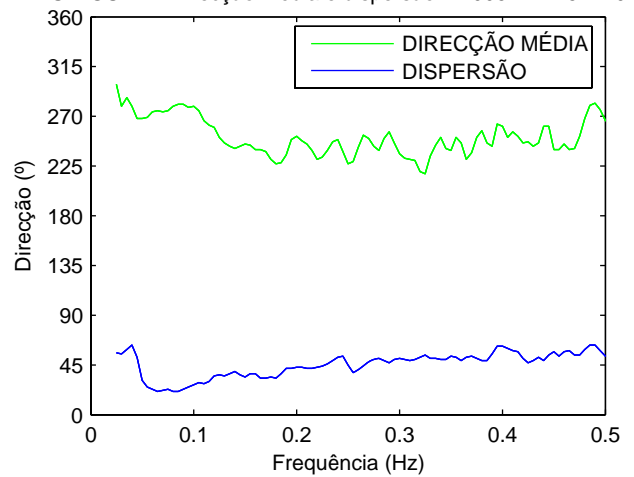
SMIGUEL – Direcção média e dispersão – 2006MAR15 – 0940



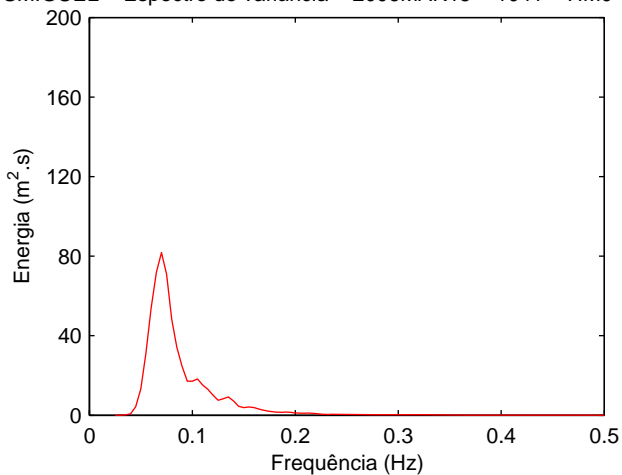
SMIGUEL – Espectro de variância – 2006MAR15 – 1011 – $H_{M0} = 5.73m$



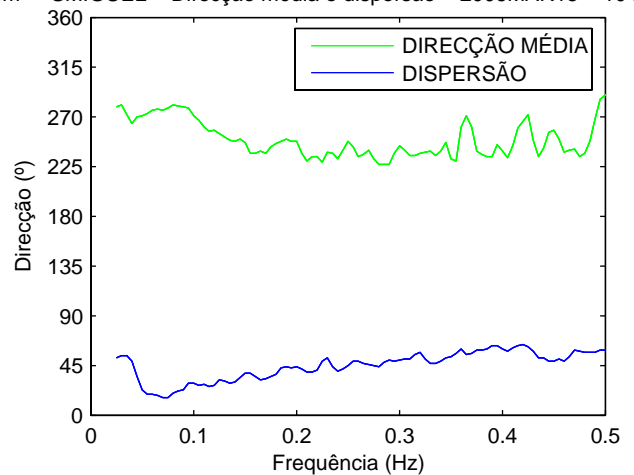
SMIGUEL – Direcção média e dispersão – 2006MAR15 – 1011



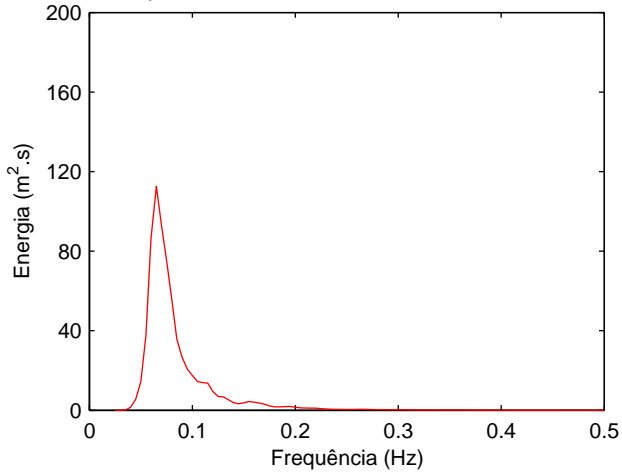
SMIGUEL – Espectro de variância – 2006MAR15 – 1041 – $H_{M0} = 6.95m$



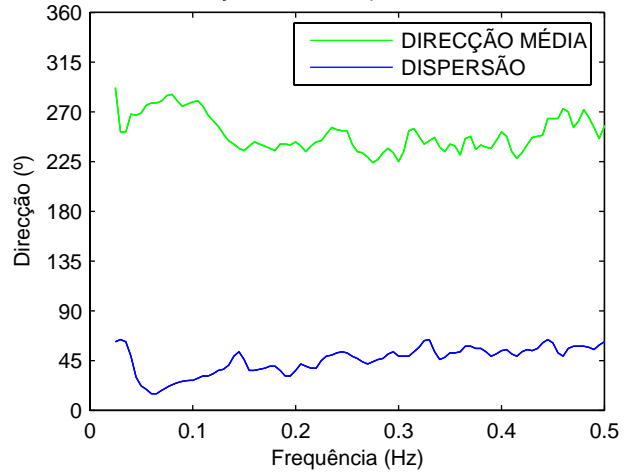
SMIGUEL – Direcção média e dispersão – 2006MAR15 – 1041



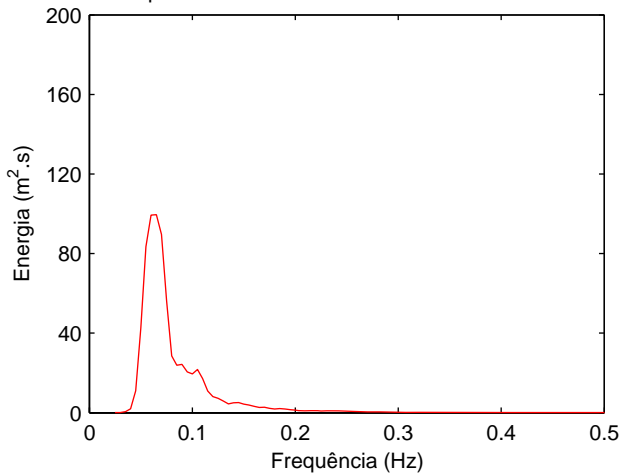
SMIGUEL – Espectro de variância – 2006MAR15 – 1112 – HM0 = 7.52m



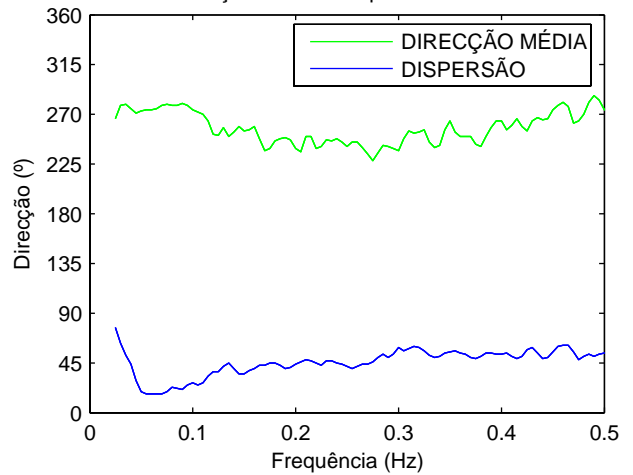
SMIGUEL – Direcção média e dispersão – 2006MAR15 – 1112



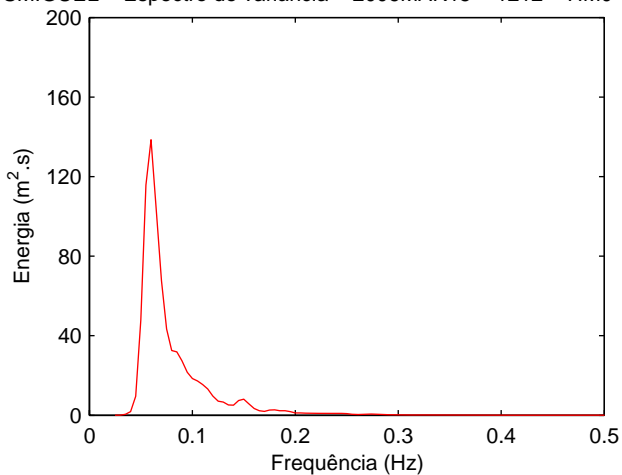
SMIGUEL – Espectro de variância – 2006MAR15 – 1142 – HM0 = 7.65m



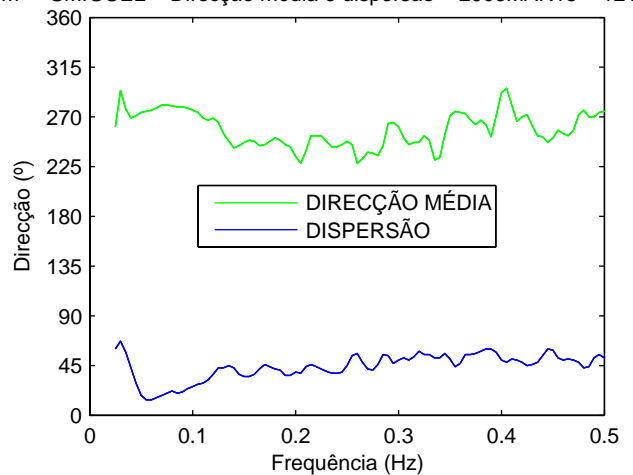
SMIGUEL – Direcção média e dispersão – 2006MAR15 – 1142



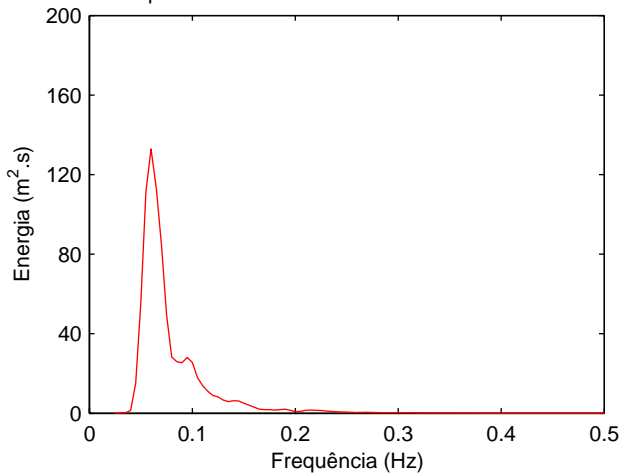
SMIGUEL – Espectro de variância – 2006MAR15 – 1212 – HM0 = 7.99m



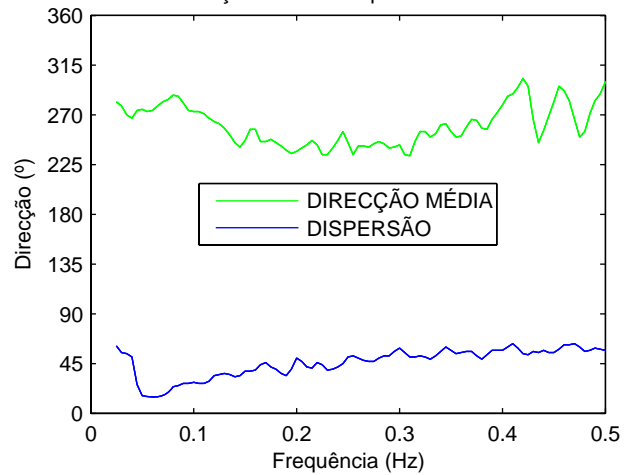
SMIGUEL – Direcção média e dispersão – 2006MAR15 – 1212



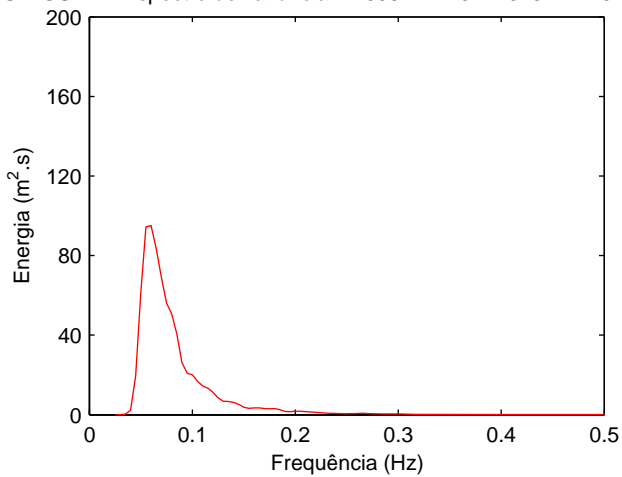
SMIGUEL – Espectro de variância – 2006MAR15 – 1243 – HM0 = 8.13m



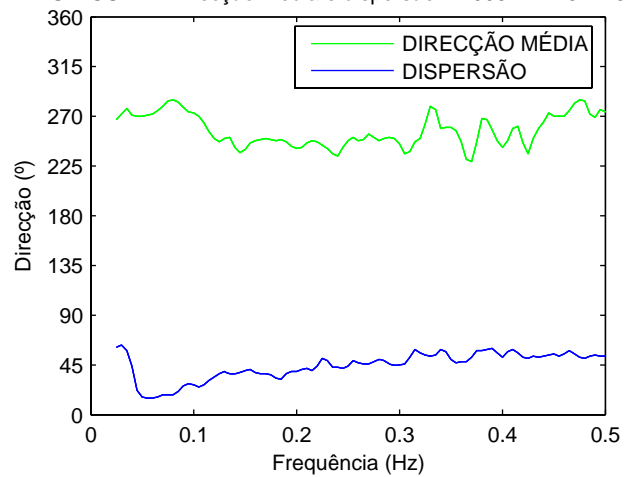
SMIGUEL – Direcção média e dispersão – 2006MAR15 – 1243



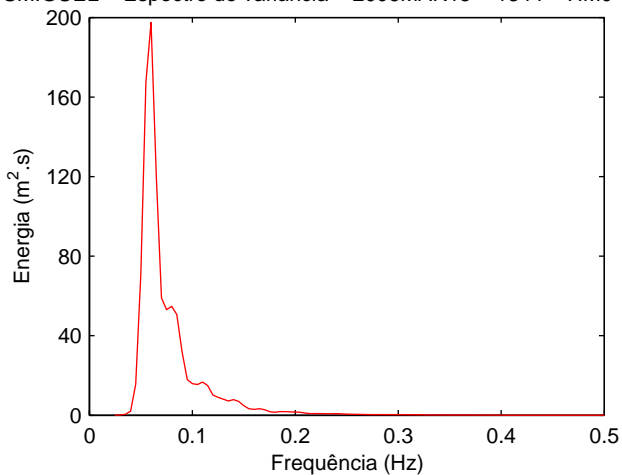
SMIGUEL – Espectro de variância – 2006MAR15 – 1313 – HM0 = 7.89m



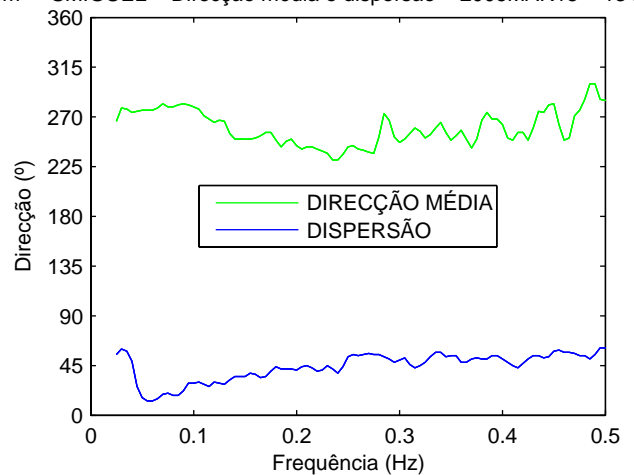
SMIGUEL – Direcção média e dispersão – 2006MAR15 – 1313



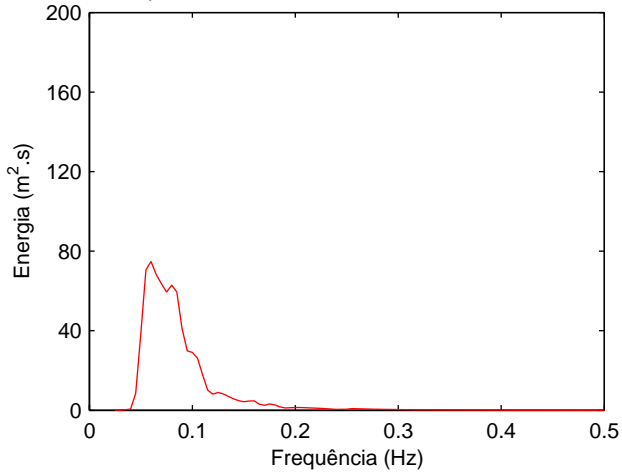
SMIGUEL – Espectro de variância – 2006MAR15 – 1344 – HM0 = 8.94m



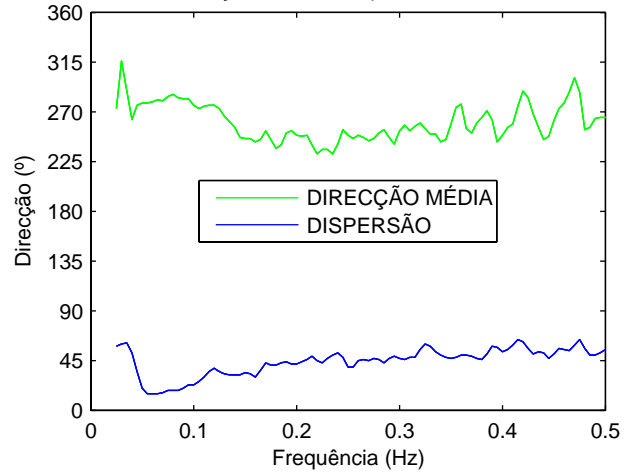
SMIGUEL – Direcção média e dispersão – 2006MAR15 – 1344



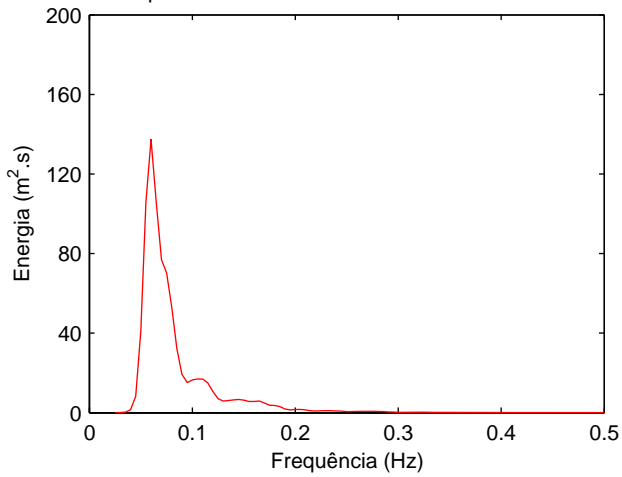
SMIGUEL – Espectro de variância – 2006MAR15 – 1414 – HM0 = 7.76m



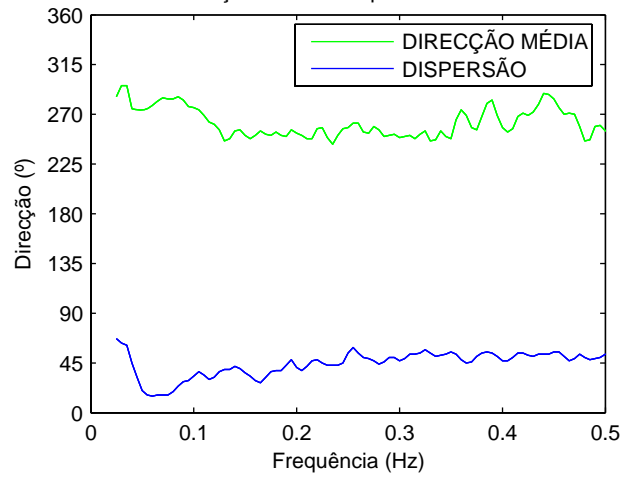
SMIGUEL – Direcção média e dispersão – 2006MAR15 – 1414



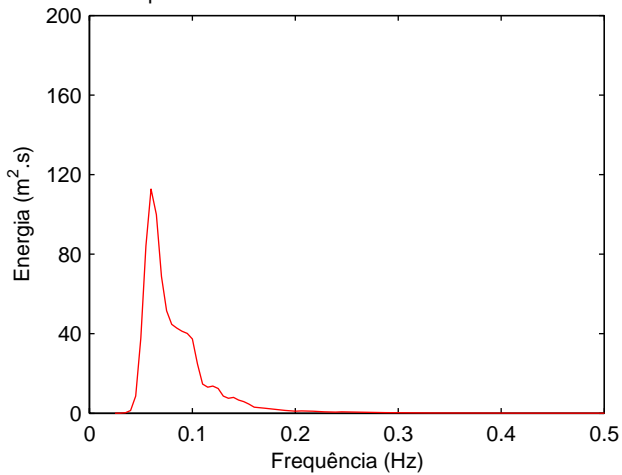
SMIGUEL – Espectro de variância – 2006MAR15 – 1444 – HM0 = 8.19m



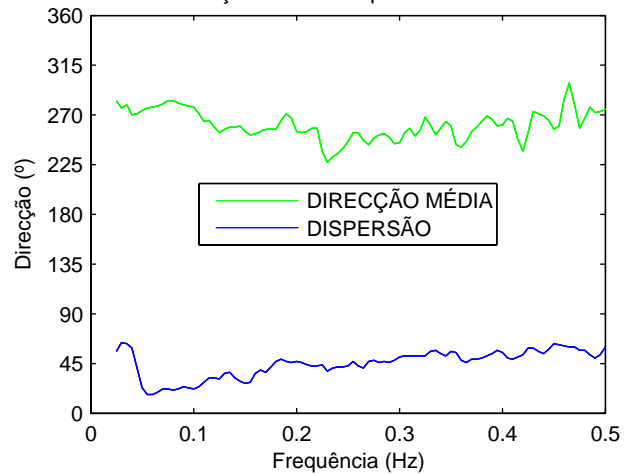
SMIGUEL – Direcção média e dispersão – 2006MAR15 – 1444



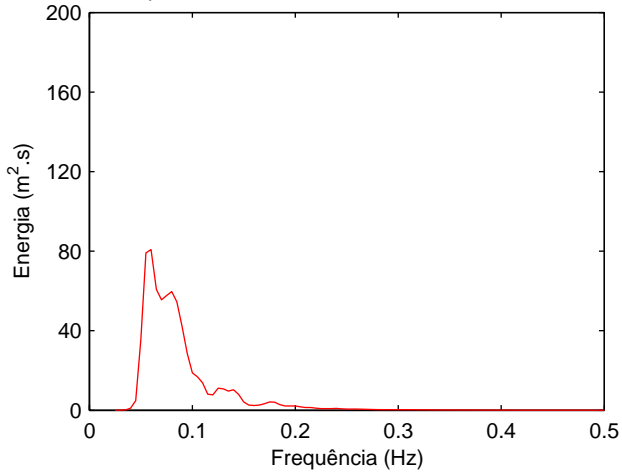
SMIGUEL – Espectro de variância – 2006MAR15 – 1536 – HM0 = 8.13m



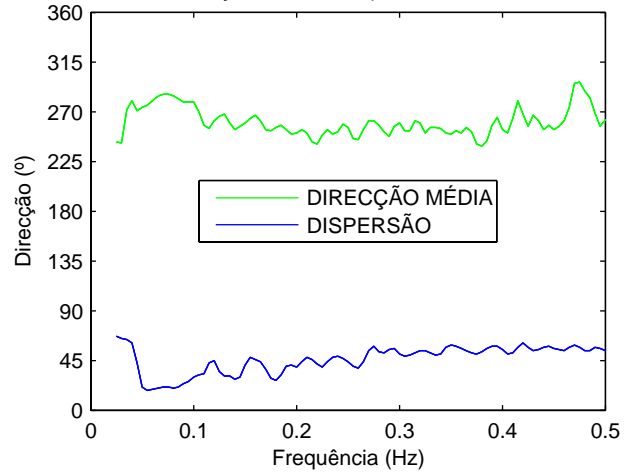
SMIGUEL – Direcção média e dispersão – 2006MAR15 – 1536



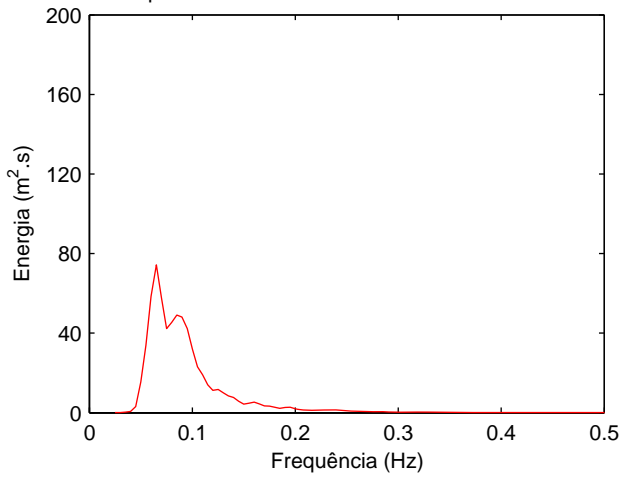
SMIGUEL – Espectro de variância – 2006MAR15 – 1609 – HM0 = 7.63m



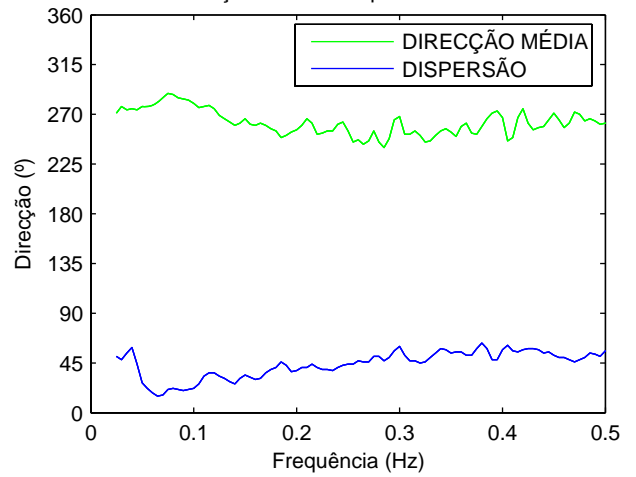
SMIGUEL – Direcção média e dispersão – 2006MAR15 – 1609



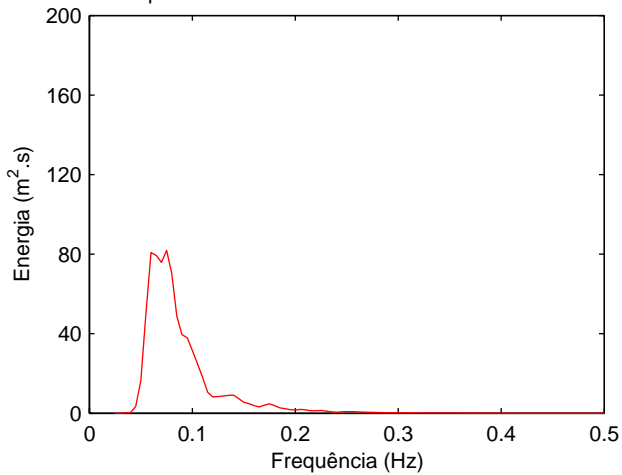
SMIGUEL – Espectro de variância – 2006MAR15 – 1640 – HM0 = 7.34m



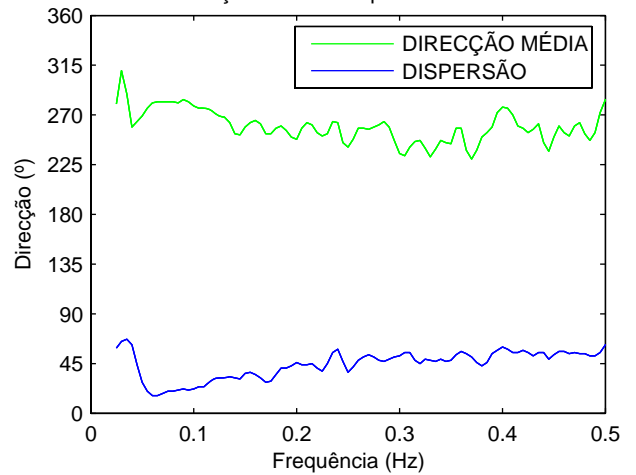
SMIGUEL – Direcção média e dispersão – 2006MAR15 – 1640



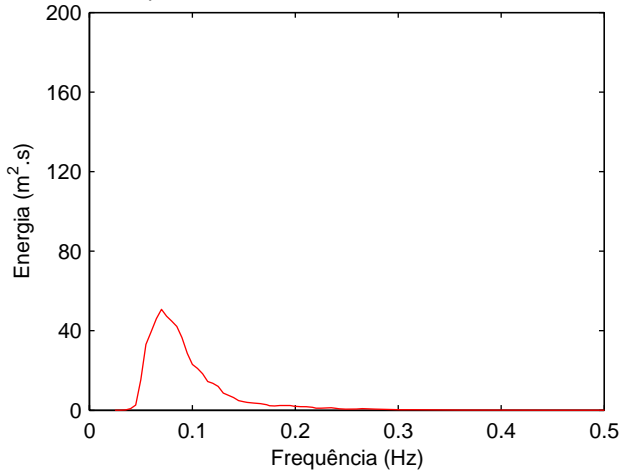
SMIGUEL – Espectro de variância – 2006MAR15 – 1710 – HM0 = 7.90m



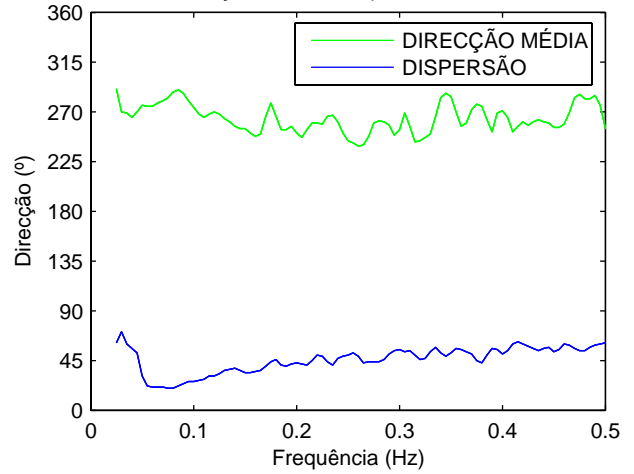
SMIGUEL – Direcção média e dispersão – 2006MAR15 – 1710



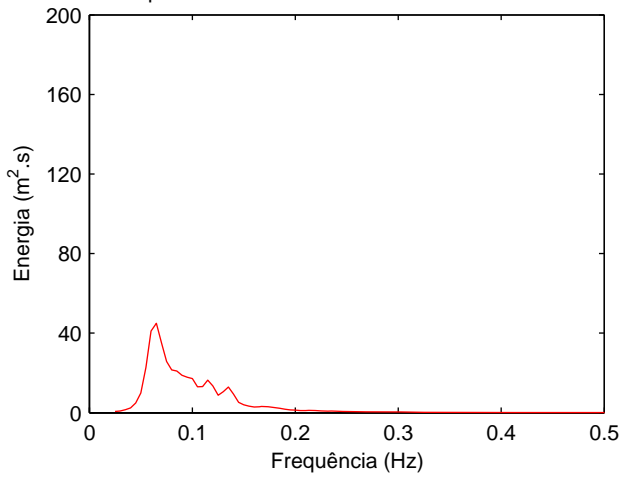
SMIGUEL – Espectro de variância – 2006MAR15 – 1741 – $H_{M0} = 6.77m$



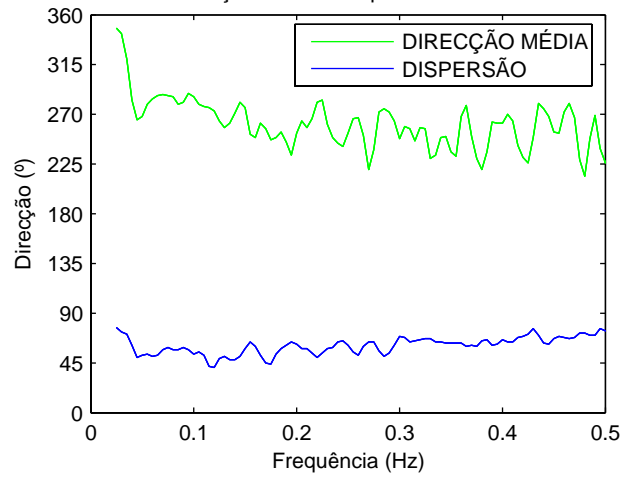
SMIGUEL – Direcção média e dispersão – 2006MAR15 – 1741



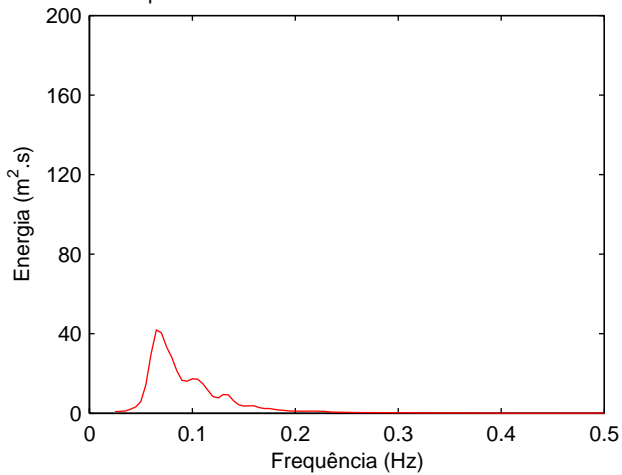
SMIGUEL – Espectro de variância – 2006MAR15 – 1811 – $H_{M0} = 5.89m$



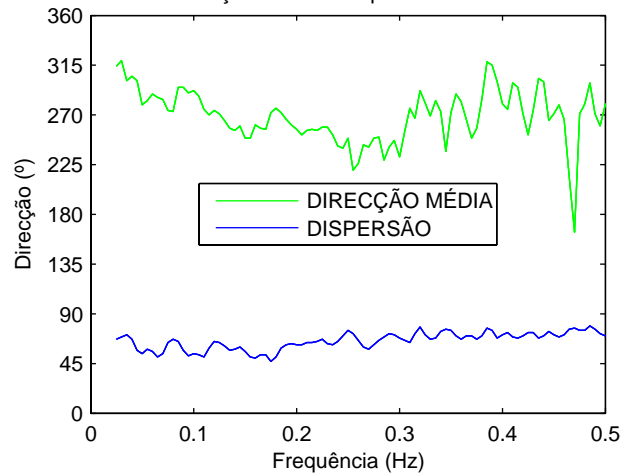
SMIGUEL – Direcção média e dispersão – 2006MAR15 – 1811



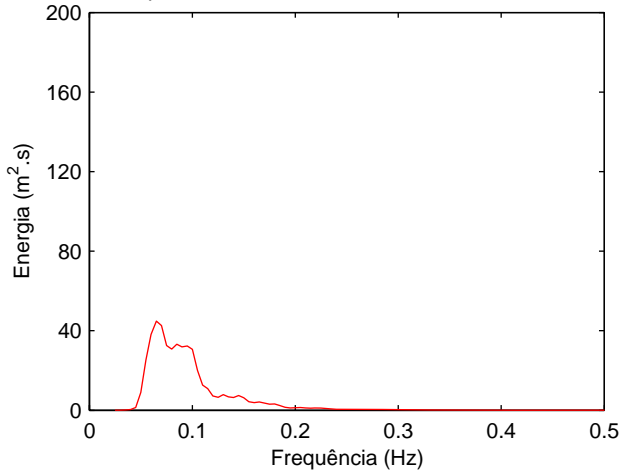
SMIGUEL – Espectro de variância – 2006MAR15 – 1928 – $H_{M0} = 5.68m$



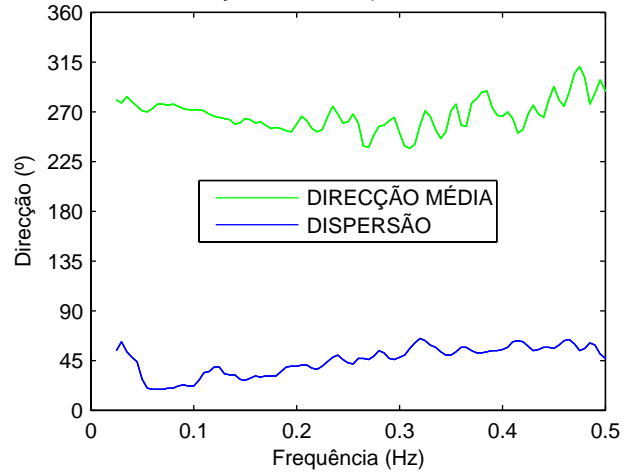
SMIGUEL – Direcção média e dispersão – 2006MAR15 – 1928



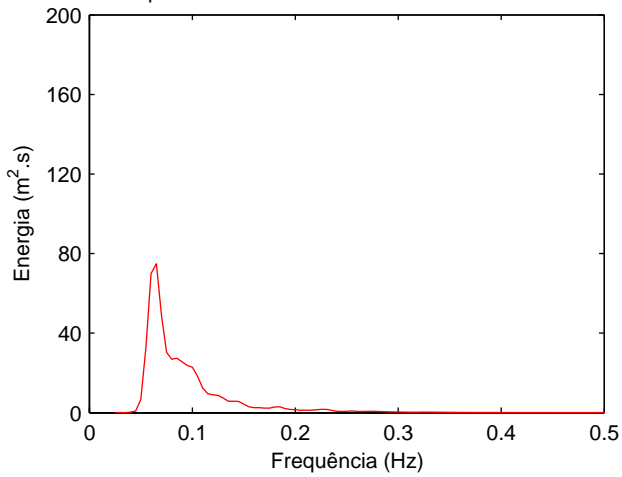
SMIGUEL – Espectro de variância – 2006MAR15 – 2029 – HM0 = 6.27m



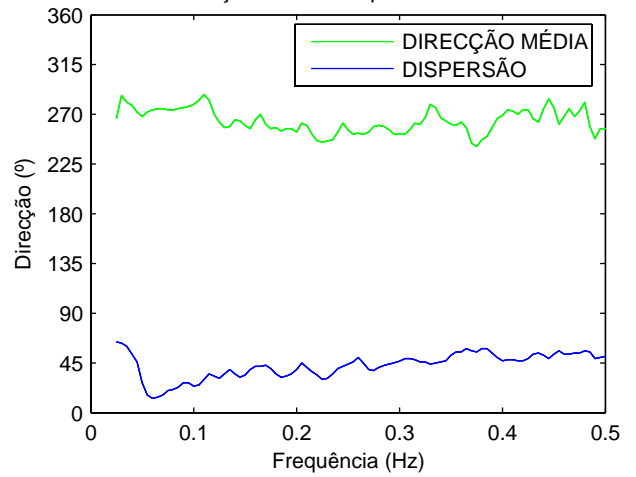
SMIGUEL – Direcção média e dispersão – 2006MAR15 – 2029



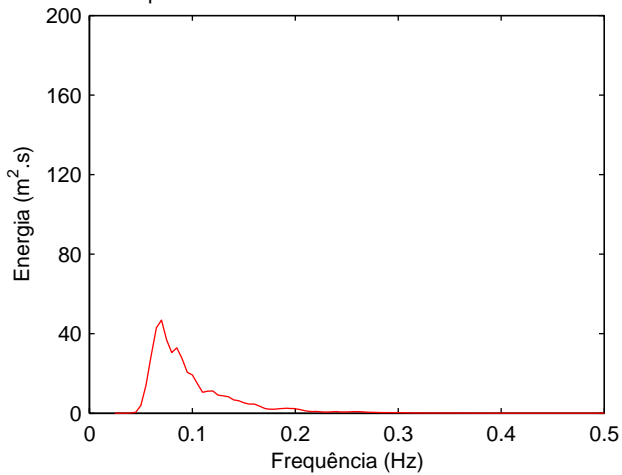
SMIGUEL – Espectro de variância – 2006MAR15 – 2135 – HM0 = 6.47m



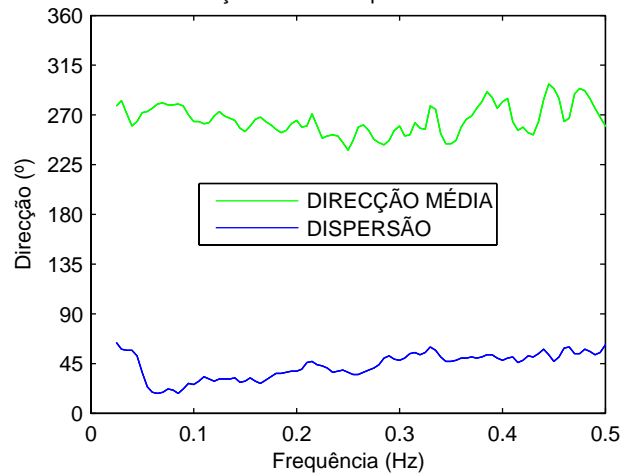
SMIGUEL – Direcção média e dispersão – 2006MAR15 – 2135



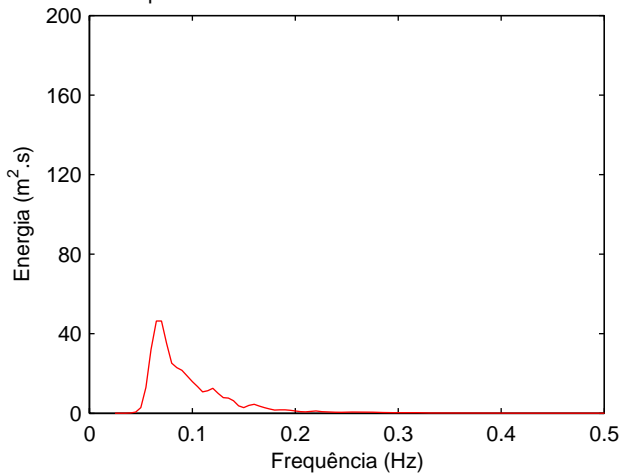
SMIGUEL – Espectro de variância – 2006MAR15 – 2235 – HM0 = 5.96m



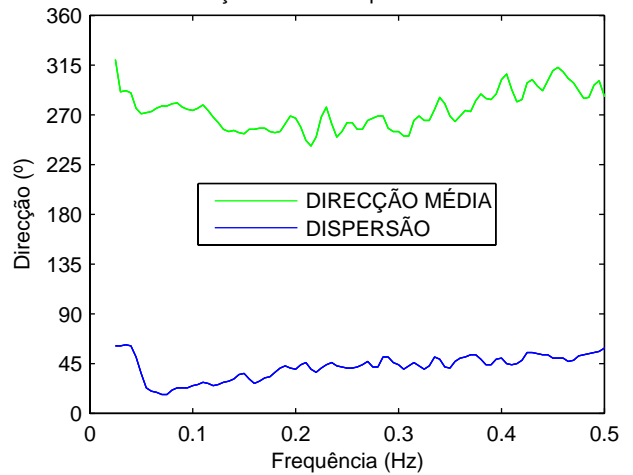
SMIGUEL – Direcção média e dispersão – 2006MAR15 – 2235



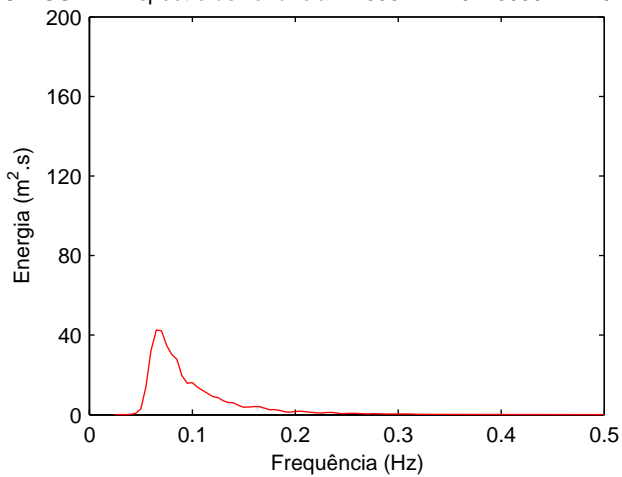
SMIGUEL – Espectro de variância – 2006MAR15 – 2336 – HM0 = 5.73m



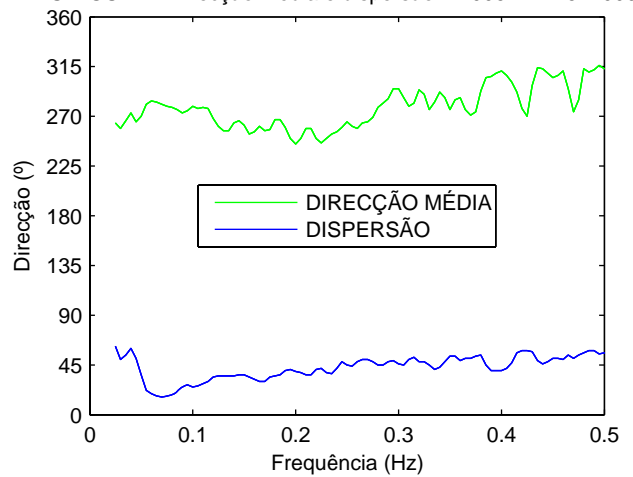
SMIGUEL – Direcção média e dispersão – 2006MAR15 – 2336



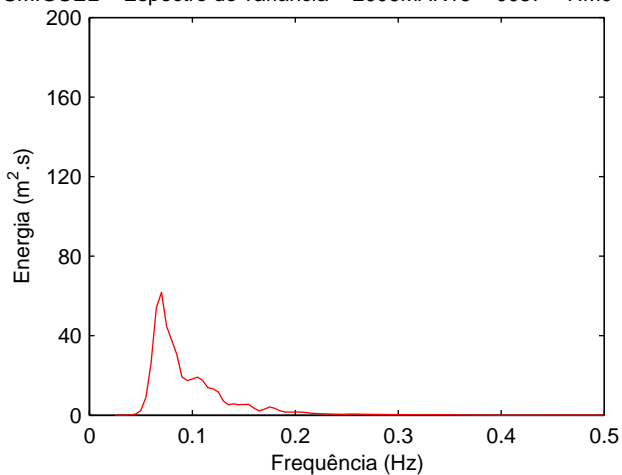
SMIGUEL – Espectro de variância – 2006MAR16 – 0006 – HM0 = 5.71m



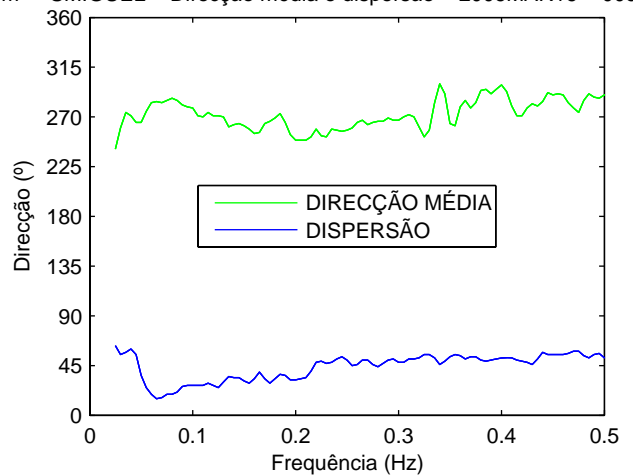
SMIGUEL – Direcção média e dispersão – 2006MAR16 – 0006



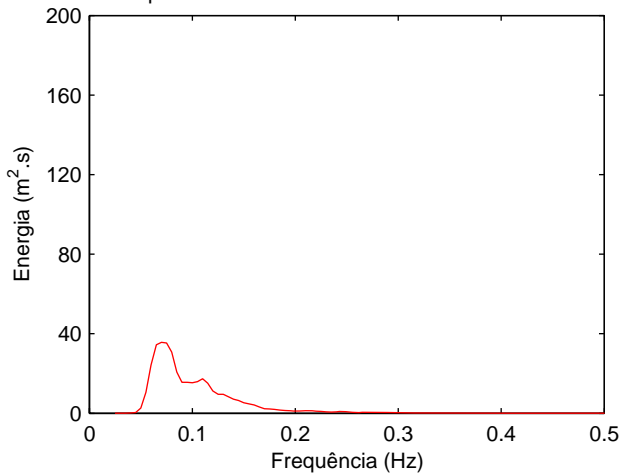
SMIGUEL – Espectro de variância – 2006MAR16 – 0037 – HM0 = 6.15m



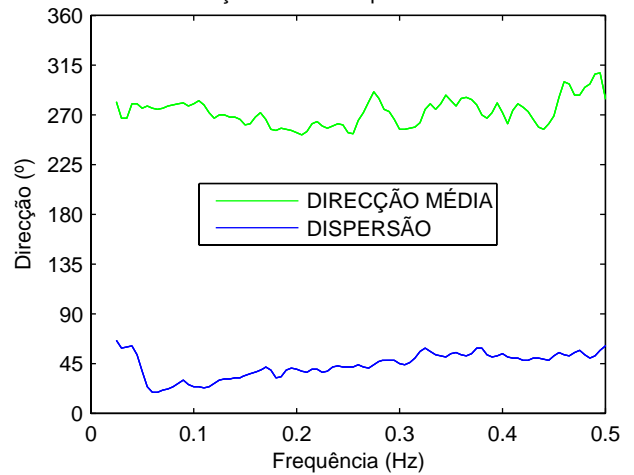
SMIGUEL – Direcção média e dispersão – 2006MAR16 – 0037



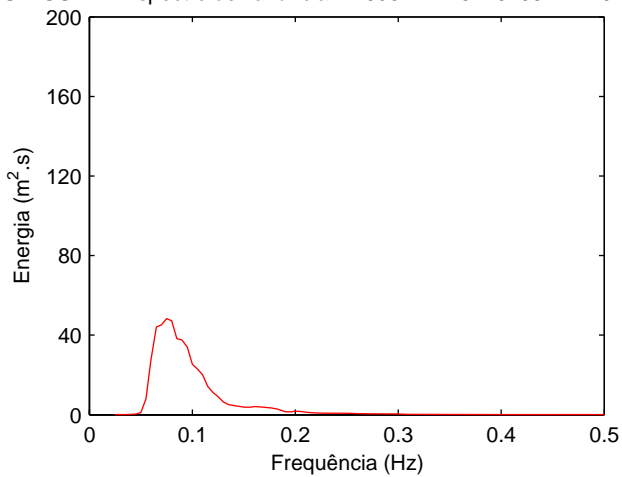
SMIGUEL – Espectro de variância – 2006MAR16 – 0107 – HM0 = 5.58m



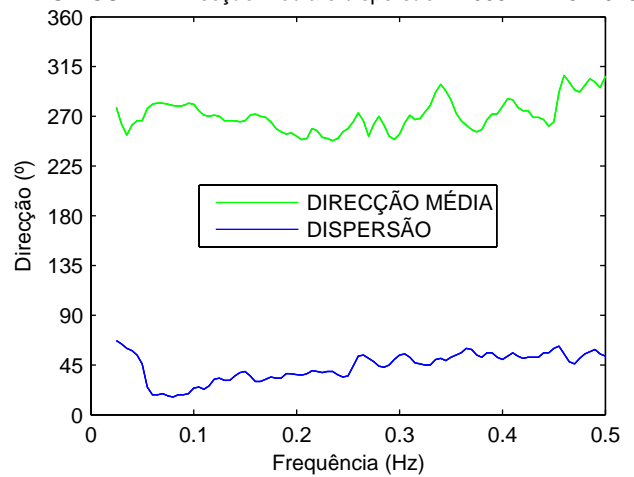
SMIGUEL – Direcção média e dispersão – 2006MAR16 – 0107



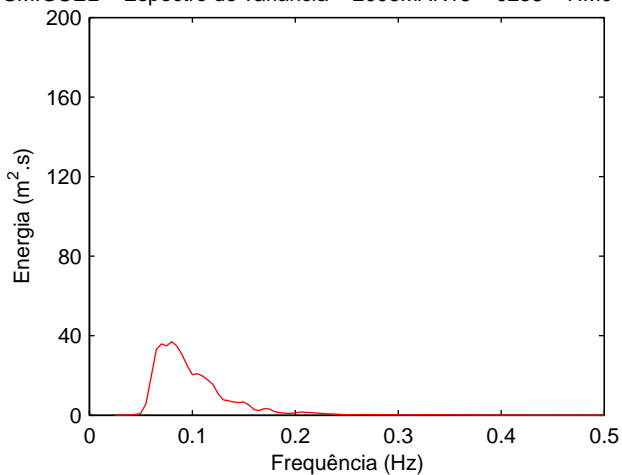
SMIGUEL – Espectro de variância – 2006MAR16 – 0208 – HM0 = 6.36m



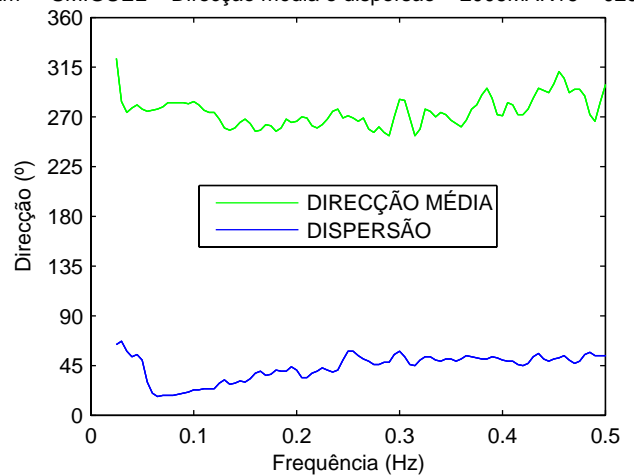
SMIGUEL – Direcção média e dispersão – 2006MAR16 – 0208



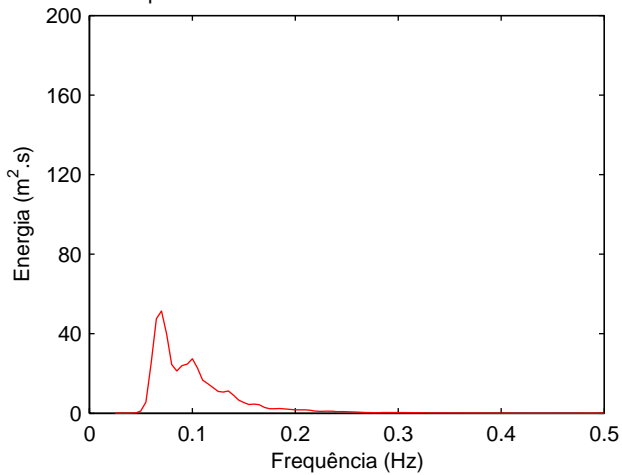
SMIGUEL – Espectro de variância – 2006MAR16 – 0238 – HM0 = 5.92m



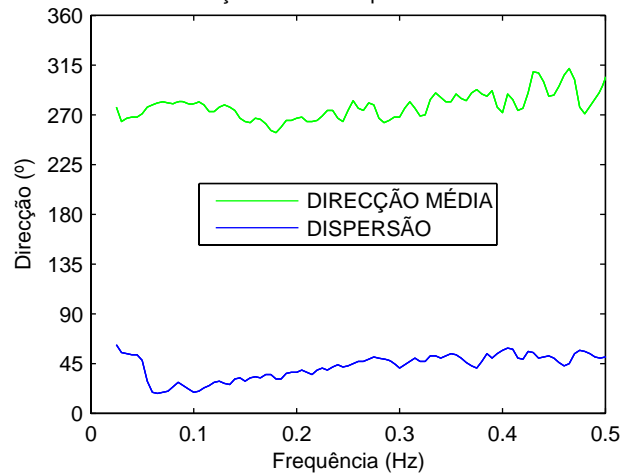
SMIGUEL – Direcção média e dispersão – 2006MAR16 – 0238



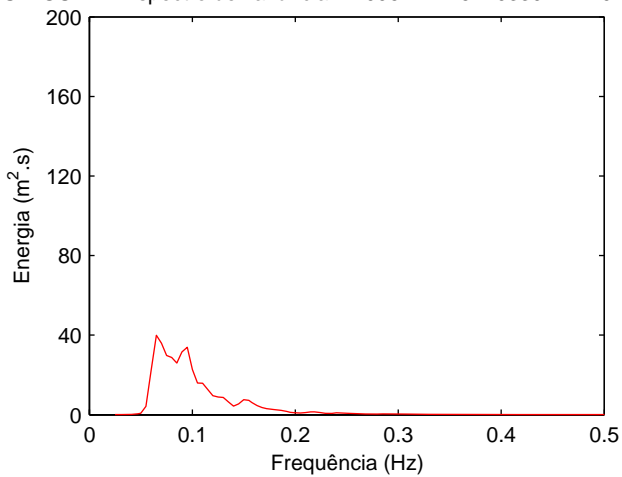
SMIGUEL – Espectro de variância – 2006MAR16 – 0309 – HM0 = 6.09m



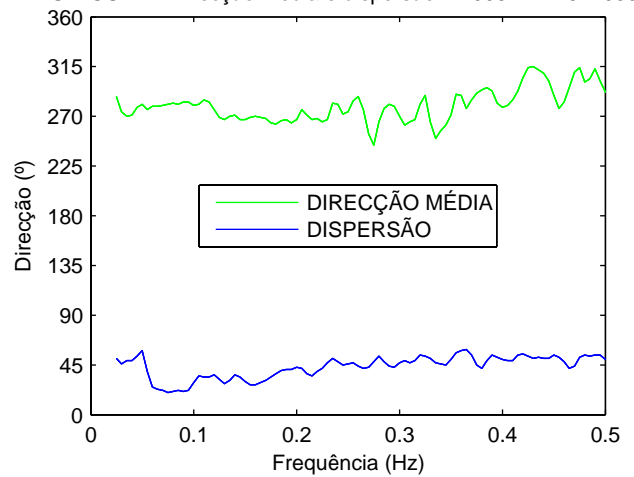
SMIGUEL – Direcção média e dispersão – 2006MAR16 – 0309



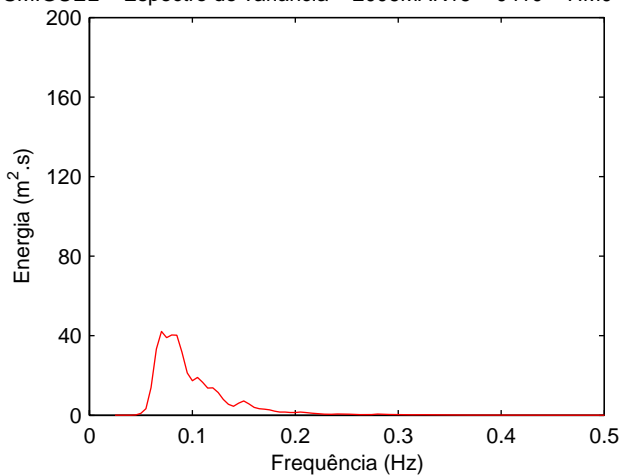
SMIGUEL – Espectro de variância – 2006MAR16 – 0339 – HM0 = 5.80m



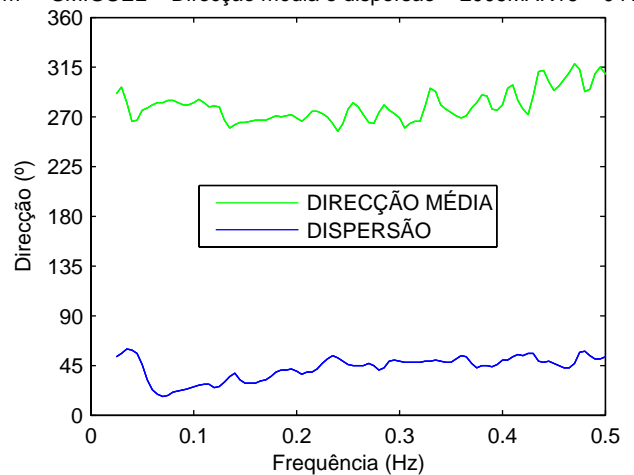
SMIGUEL – Direcção média e dispersão – 2006MAR16 – 0339



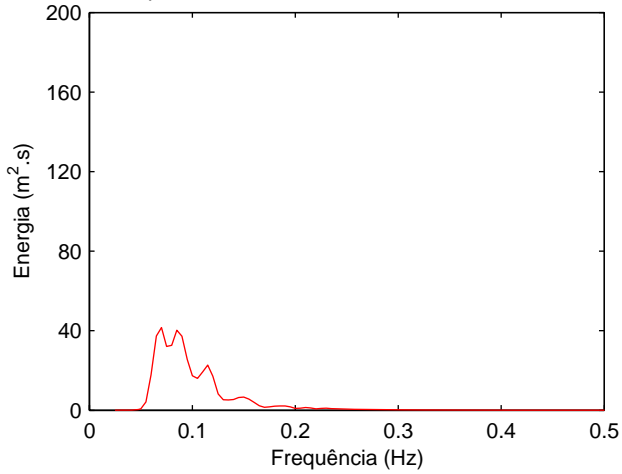
SMIGUEL – Espectro de variância – 2006MAR16 – 0410 – HM0 = 5.90m



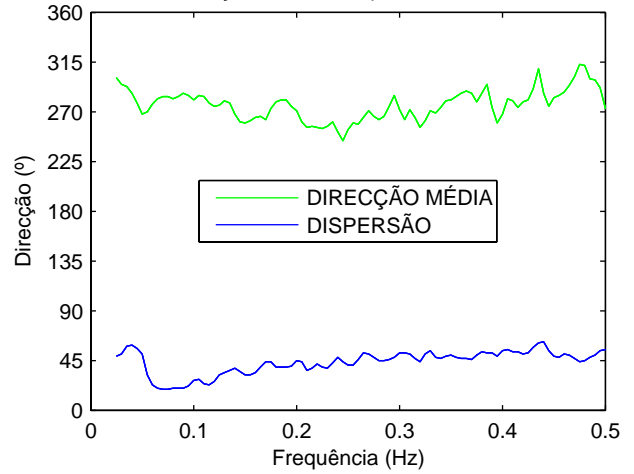
SMIGUEL – Direcção média e dispersão – 2006MAR16 – 0410



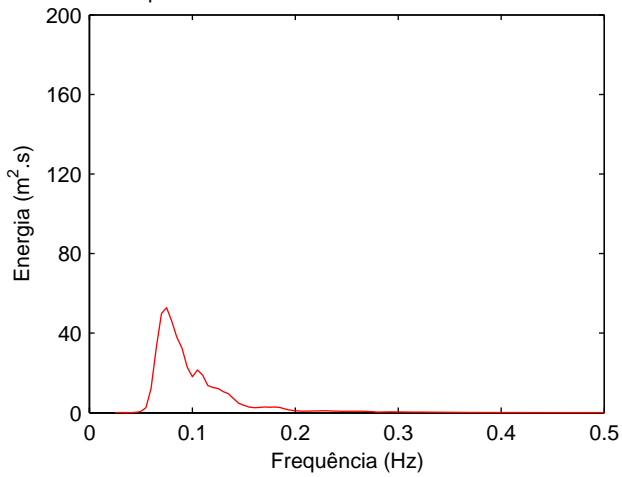
SMIGUEL – Espectro de variância – 2006MAR16 – 0440 – HM0 = 5.94m



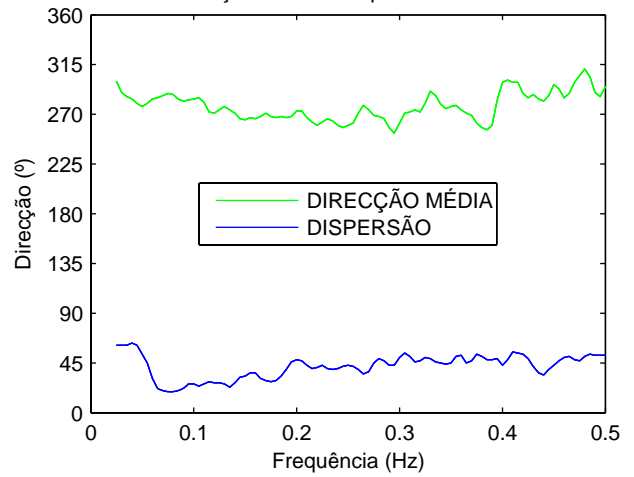
SMIGUEL – Direcção média e dispersão – 2006MAR16 – 0440



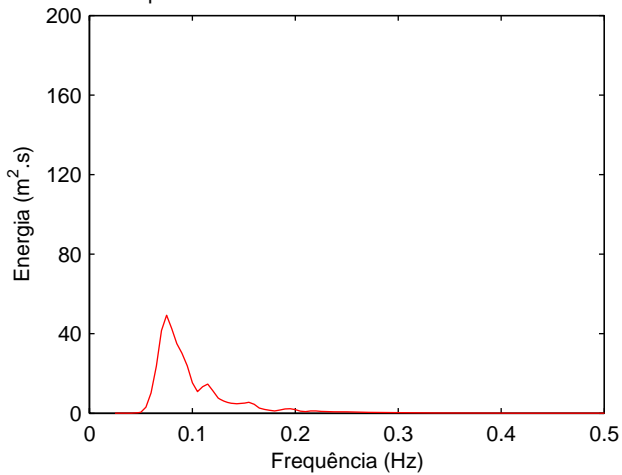
SMIGUEL – Espectro de variância – 2006MAR16 – 0510 – HM0 = 6.10m



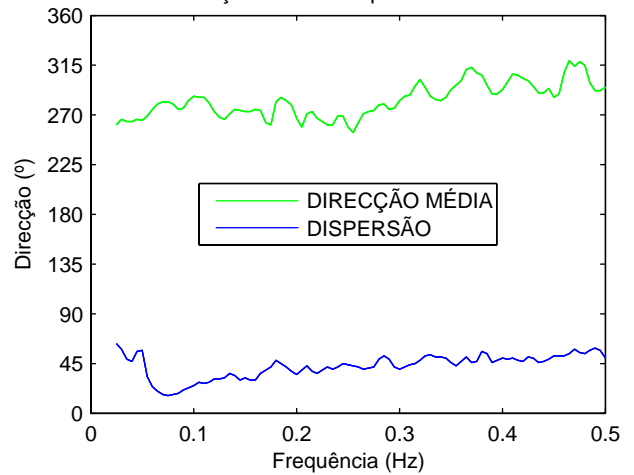
SMIGUEL – Direcção média e dispersão – 2006MAR16 – 0510



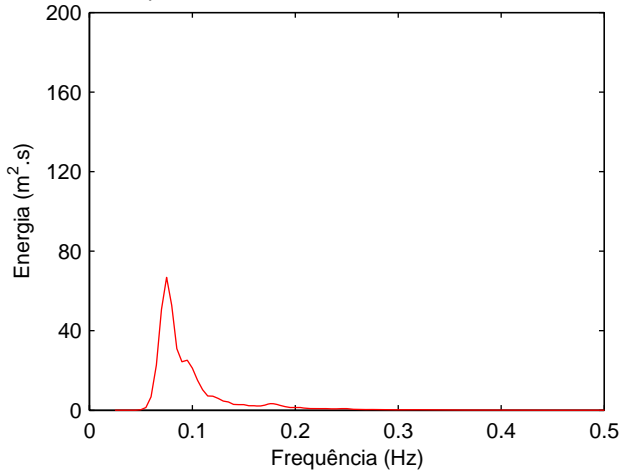
SMIGUEL – Espectro de variância – 2006MAR16 – 0541 – HM0 = 5.68m



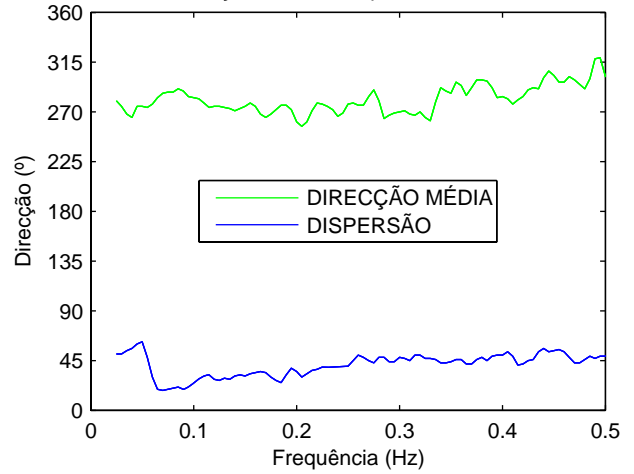
SMIGUEL – Direcção média e dispersão – 2006MAR16 – 0541



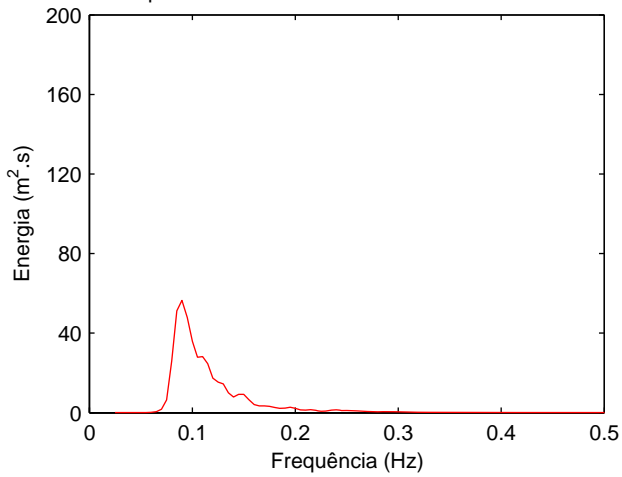
SMIGUEL – Espectro de variância – 2006MAR16 – 0814 – HM0 = 5.71m



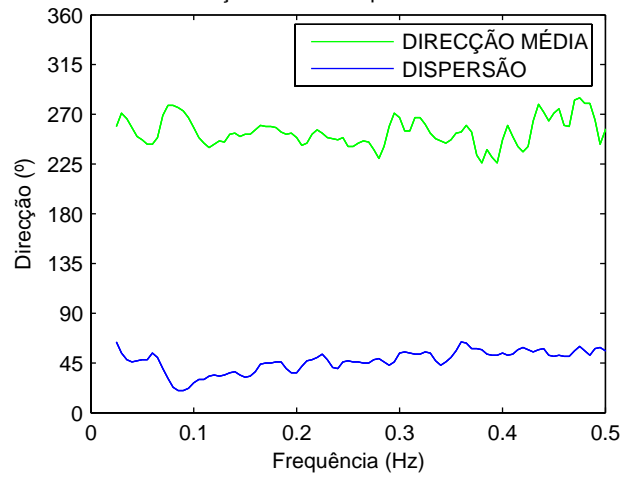
SMIGUEL – Direcção média e dispersão – 2006MAR16 – 0814



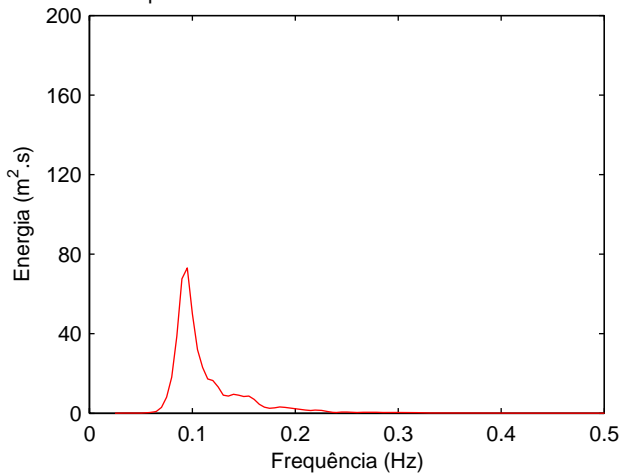
SMIGUEL – Espectro de variância – 2006MAR23 – 0256 – HM0 = 5.98m



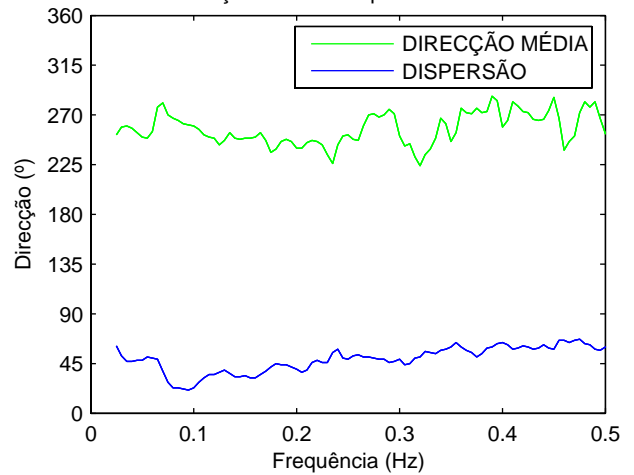
SMIGUEL – Direcção média e dispersão – 2006MAR23 – 0256



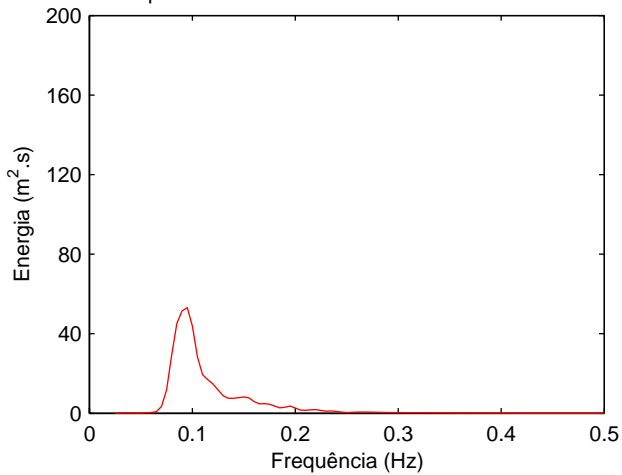
SMIGUEL – Espectro de variância – 2006MAR23 – 0326 – HM0 = 6.12m



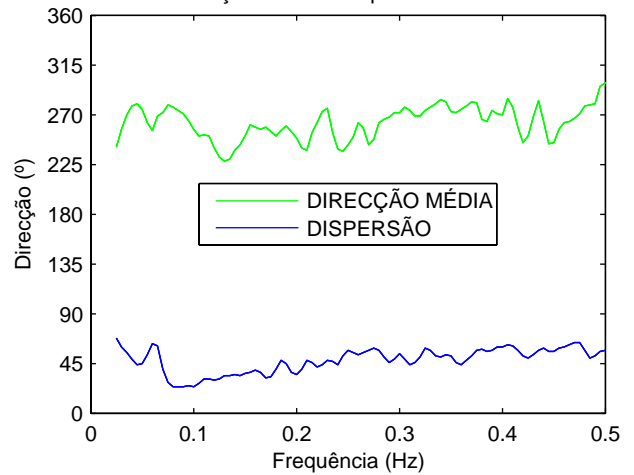
SMIGUEL – Direcção média e dispersão – 2006MAR23 – 0326



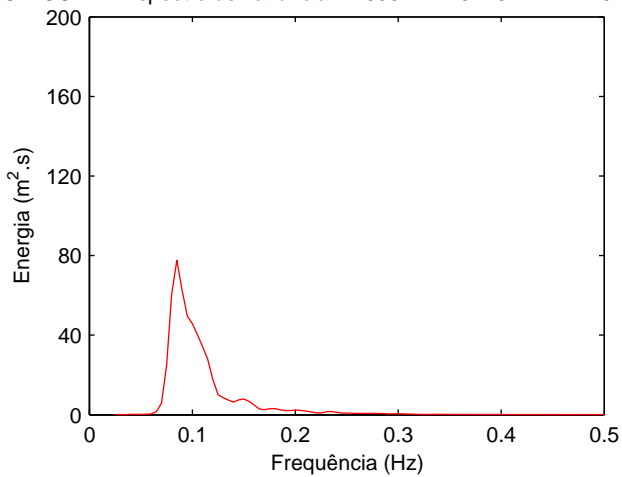
SMIGUEL – Espectro de variância – 2006MAR23 – 0357 – HM0 = 5.91m



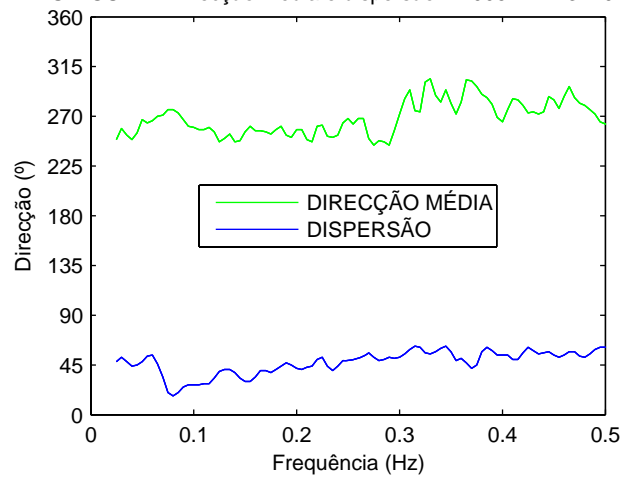
SMIGUEL – Direcção média e dispersão – 2006MAR23 – 0357



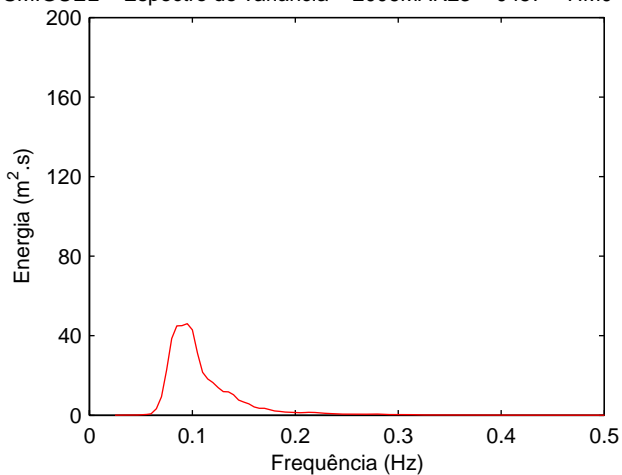
SMIGUEL – Espectro de variância – 2006MAR23 – 0427 – HM0 = 6.65m



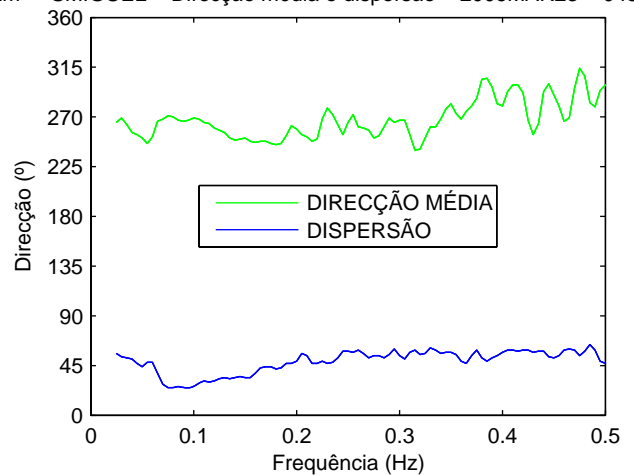
SMIGUEL – Direcção média e dispersão – 2006MAR23 – 0427



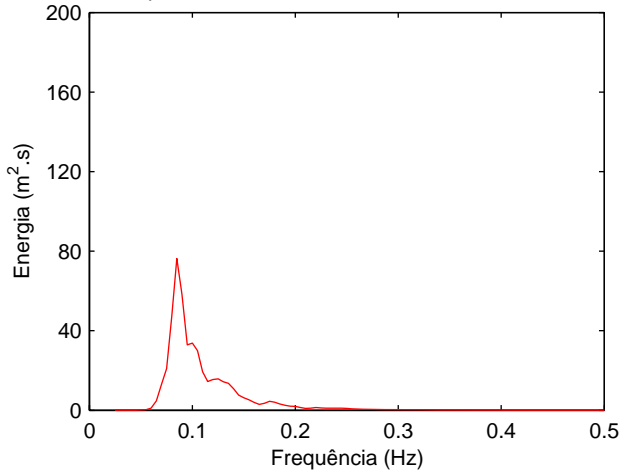
SMIGUEL – Espectro de variância – 2006MAR23 – 0457 – HM0 = 6.02m



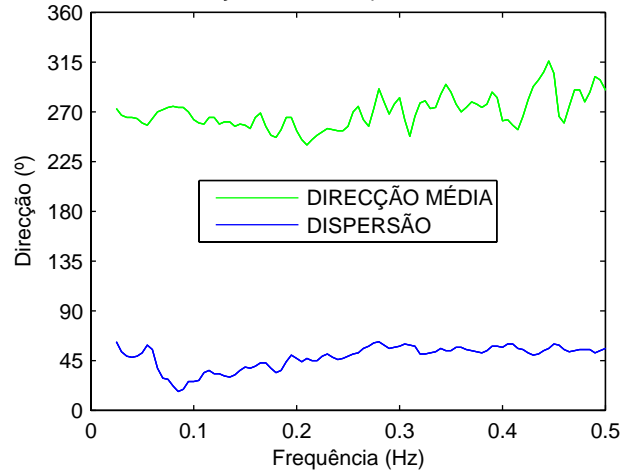
SMIGUEL – Direcção média e dispersão – 2006MAR23 – 0457



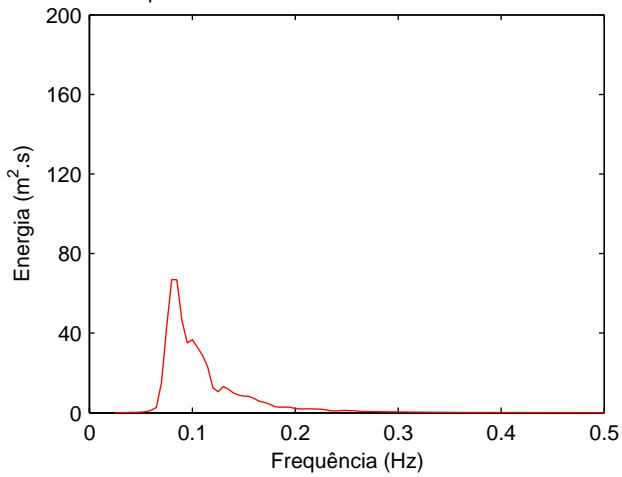
SMIGUEL – Espectro de variância – 2006MAR23 – 0528 – HM0 = 6.27m



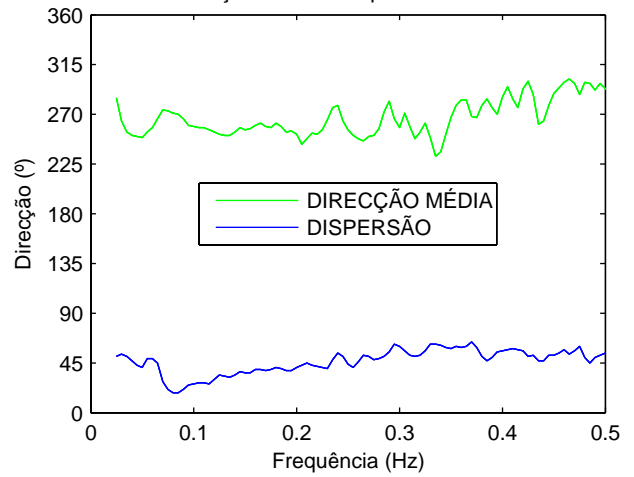
SMIGUEL – Direcção média e dispersão – 2006MAR23 – 0528



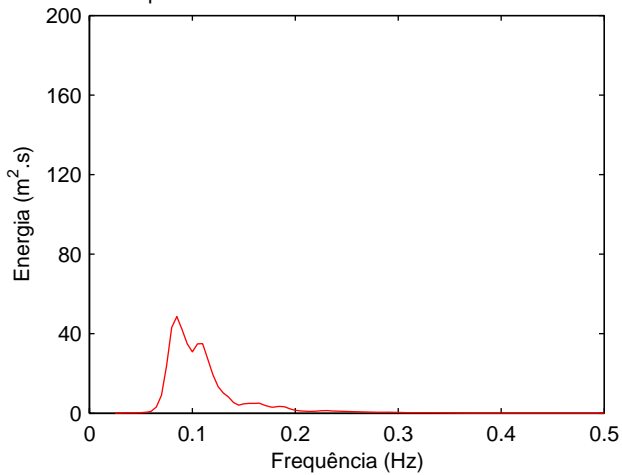
SMIGUEL – Espectro de variância – 2006MAR23 – 0558 – HM0 = 6.60m



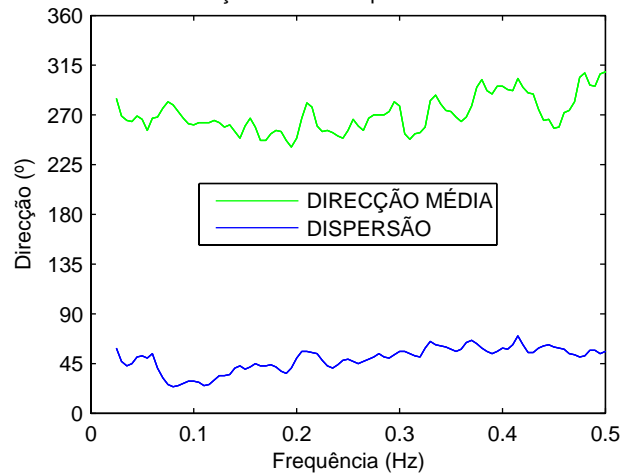
SMIGUEL – Direcção média e dispersão – 2006MAR23 – 0558



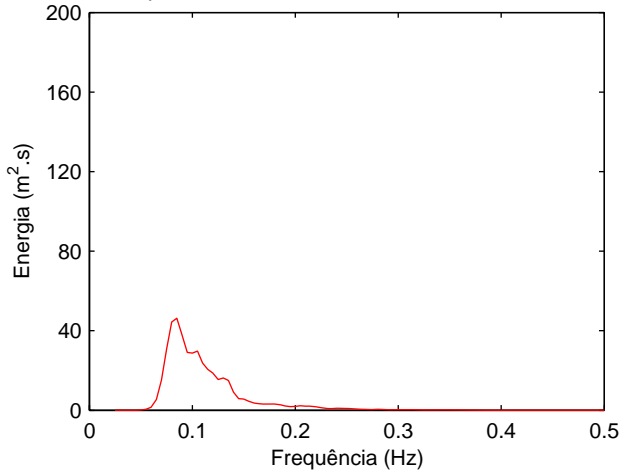
SMIGUEL – Espectro de variância – 2006MAR23 – 0629 – HM0 = 6.06m



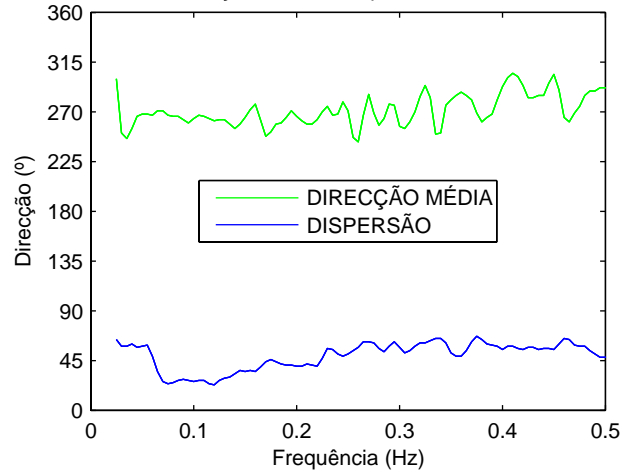
SMIGUEL – Direcção média e dispersão – 2006MAR23 – 0629



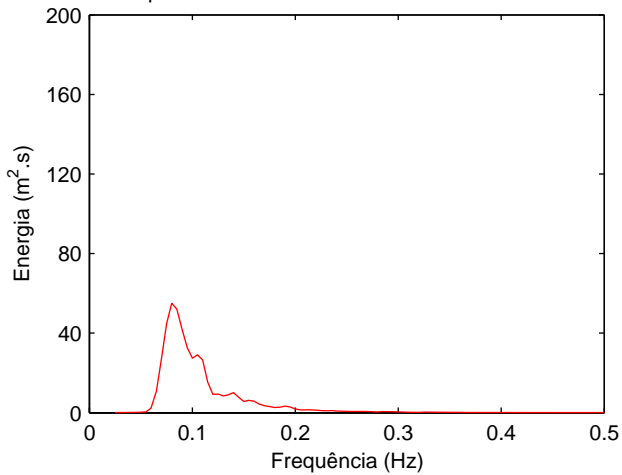
SMIGUEL – Espectro de variância – 2006MAR23 – 0659 – HM0 = 6.02m



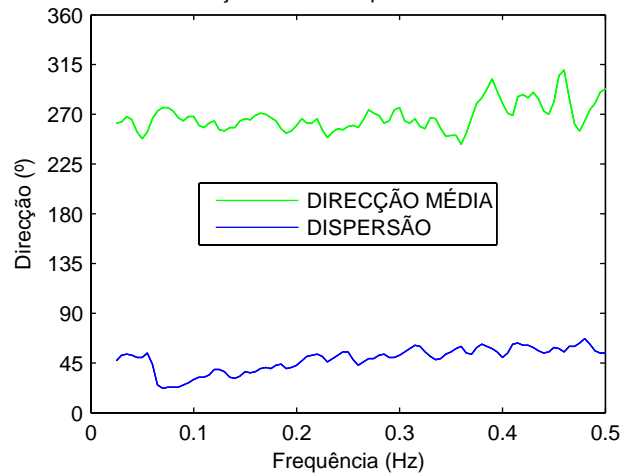
SMIGUEL – Direcção média e dispersão – 2006MAR23 – 0659



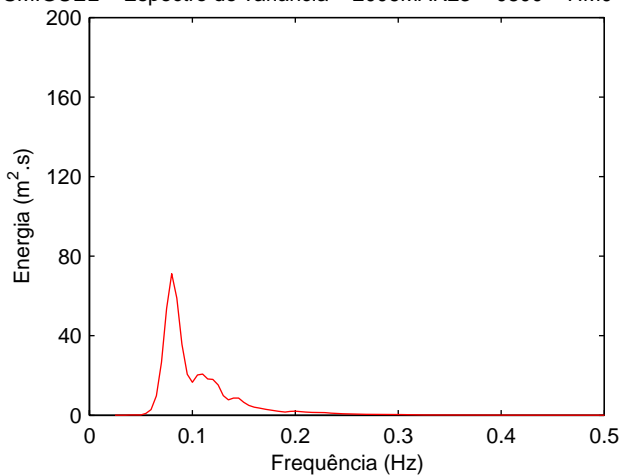
SMIGUEL – Espectro de variância – 2006MAR23 – 0730 – HM0 = 6.21m



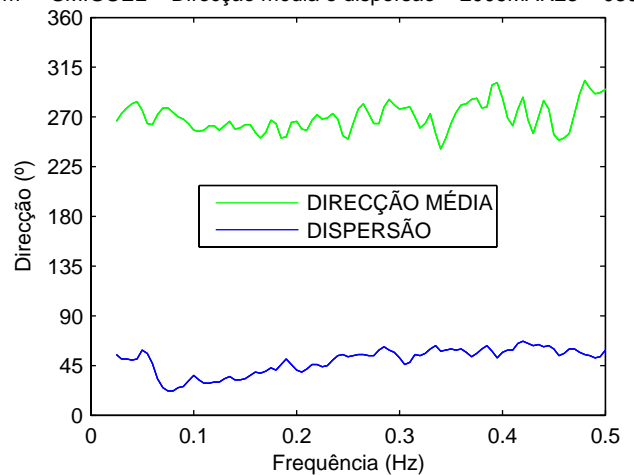
SMIGUEL – Direcção média e dispersão – 2006MAR23 – 0730



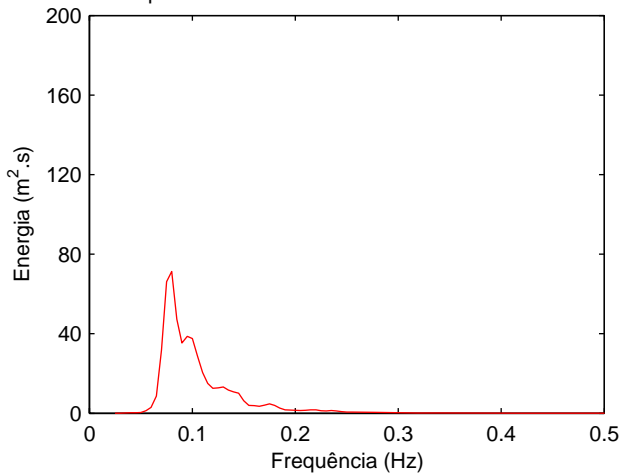
SMIGUEL – Espectro de variância – 2006MAR23 – 0800 – HM0 = 6.21m



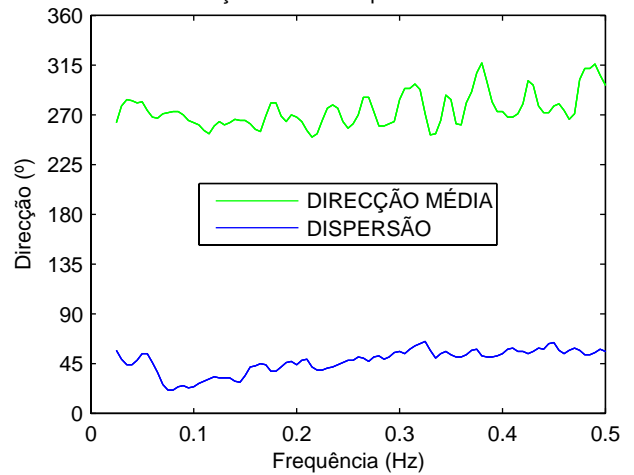
SMIGUEL – Direcção média e dispersão – 2006MAR23 – 0800



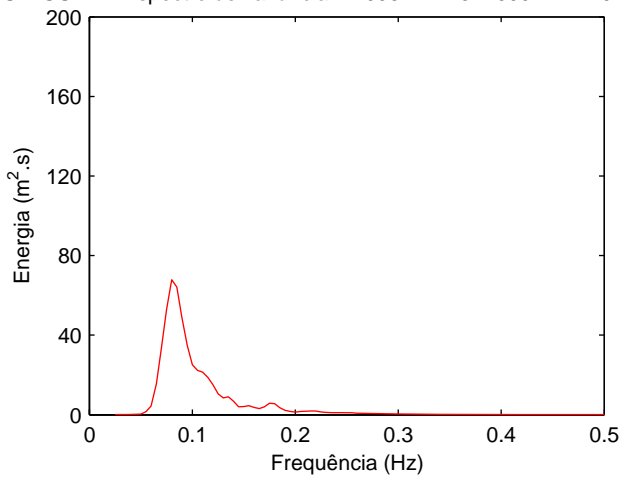
SMIGUEL – Espectro de variância – 2006MAR23 – 0830 – HM0 = 6.56m



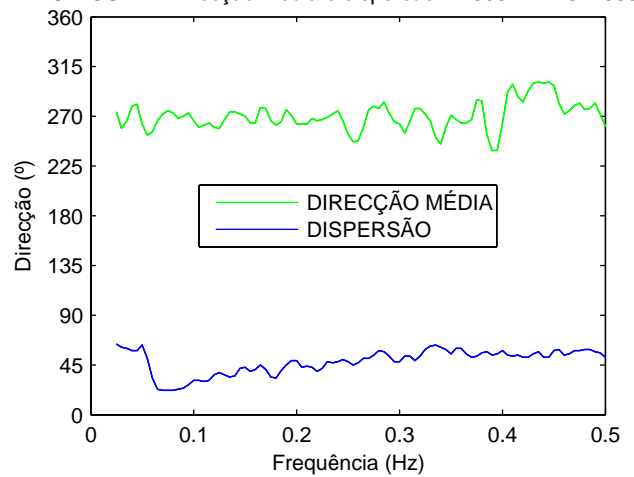
SMIGUEL – Direcção média e dispersão – 2006MAR23 – 0830



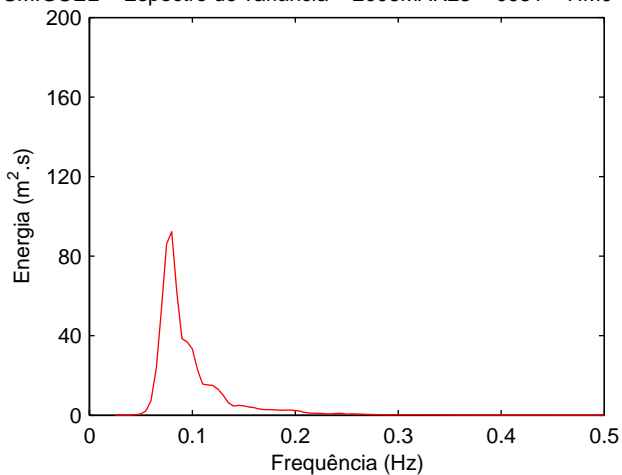
SMIGUEL – Espectro de variância – 2006MAR23 – 0901 – HM0 = 6.50m



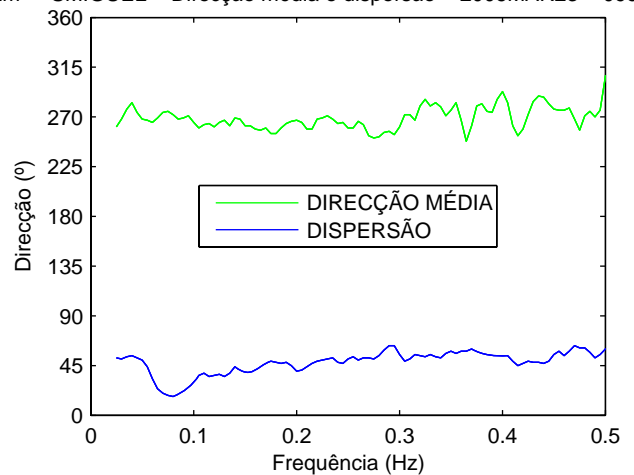
SMIGUEL – Direcção média e dispersão – 2006MAR23 – 0901



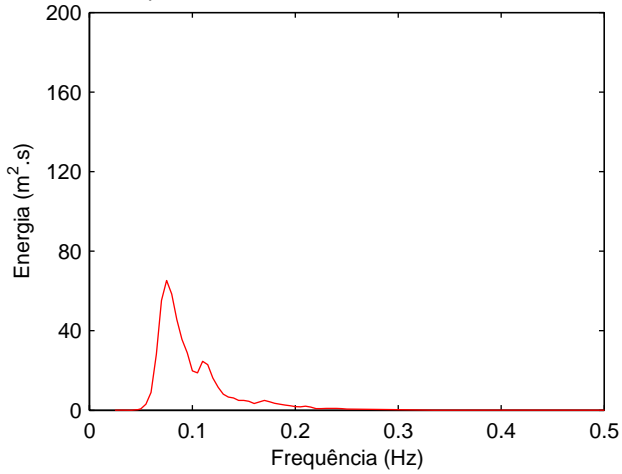
SMIGUEL – Espectro de variância – 2006MAR23 – 0931 – HM0 = 6.92m



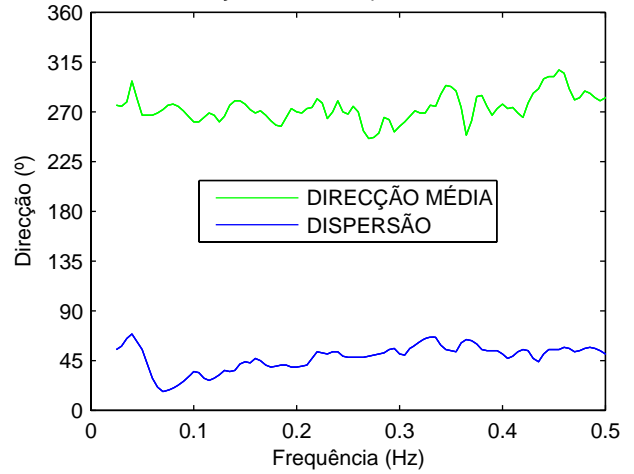
SMIGUEL – Direcção média e dispersão – 2006MAR23 – 0931



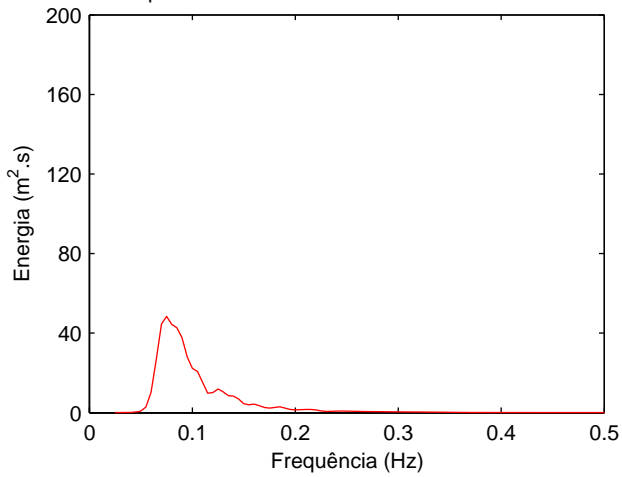
SMIGUEL – Espectro de variância – 2006MAR23 – 1002 – HM0 = 6.51m



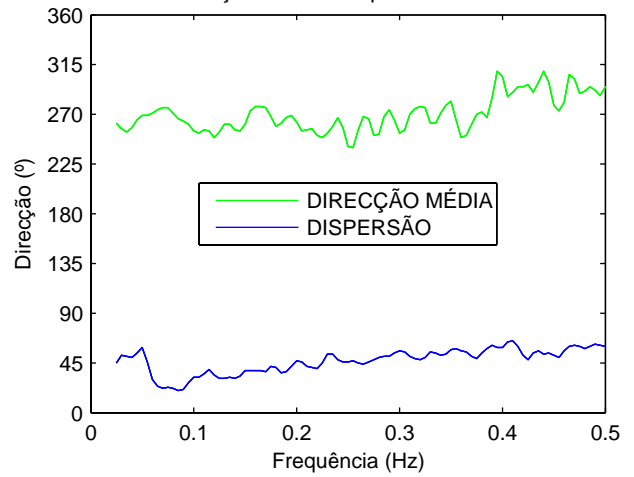
SMIGUEL – Direcção média e dispersão – 2006MAR23 – 1002



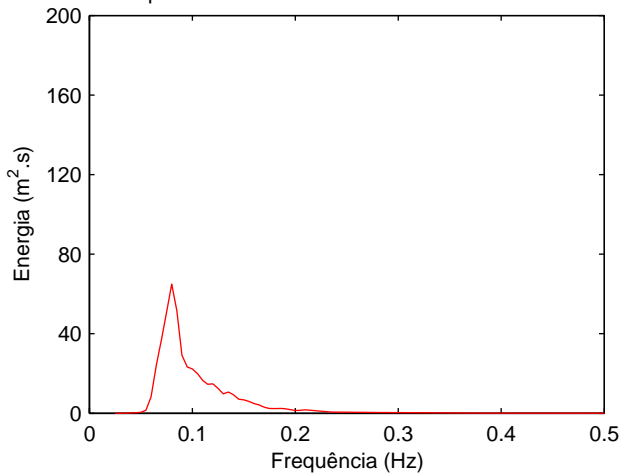
SMIGUEL – Espectro de variância – 2006MAR23 – 1032 – HM0 = 6.10m



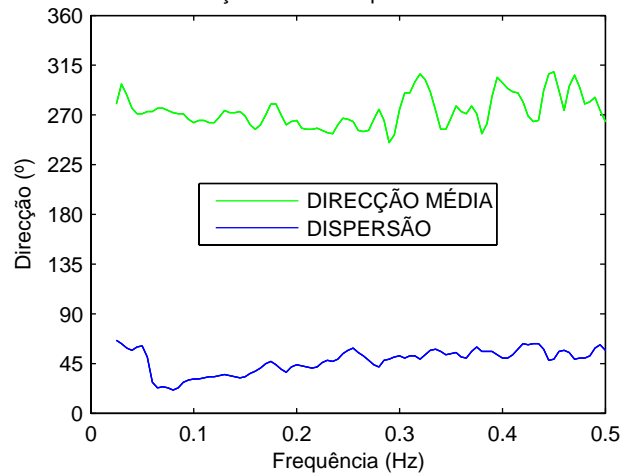
SMIGUEL – Direcção média e dispersão – 2006MAR23 – 1032



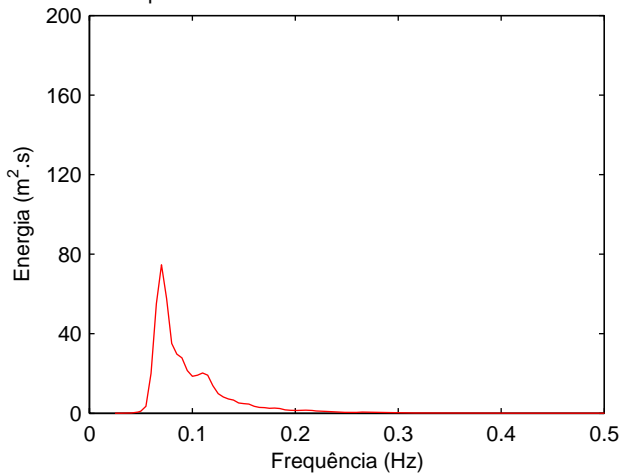
SMIGUEL – Espectro de variância – 2006MAR23 – 1102 – HM0 = 6.24m



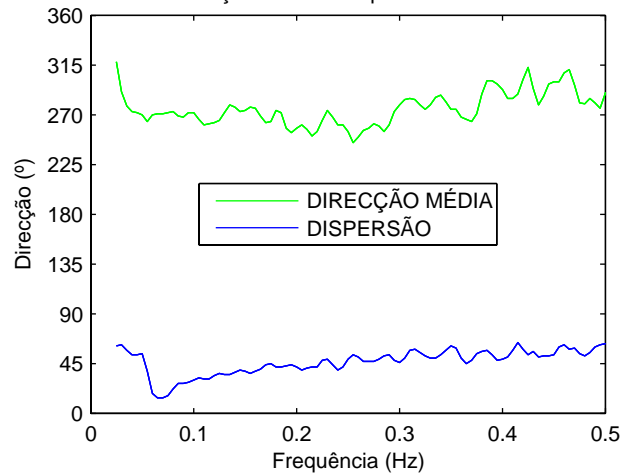
SMIGUEL – Direcção média e dispersão – 2006MAR23 – 1102



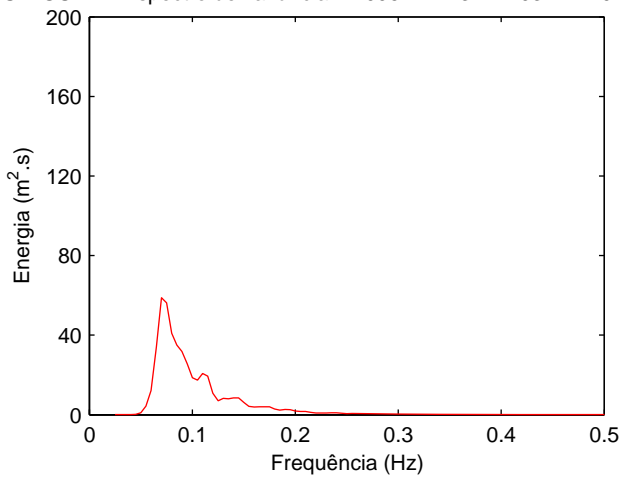
SMIGUEL – Espectro de variância – 2006MAR23 – 1133 – HM0 = 6.36m



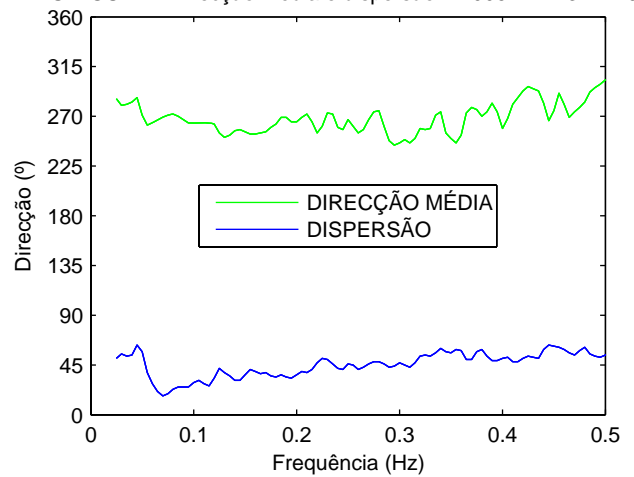
SMIGUEL – Direcção média e dispersão – 2006MAR23 – 1133



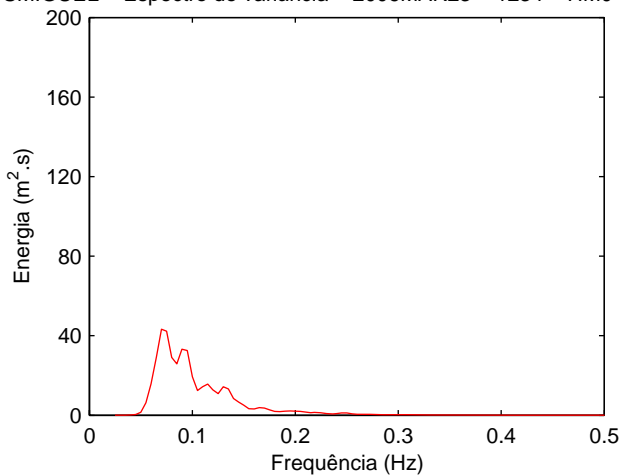
SMIGUEL – Espectro de variância – 2006MAR23 – 1203 – HM0 = 6.23m



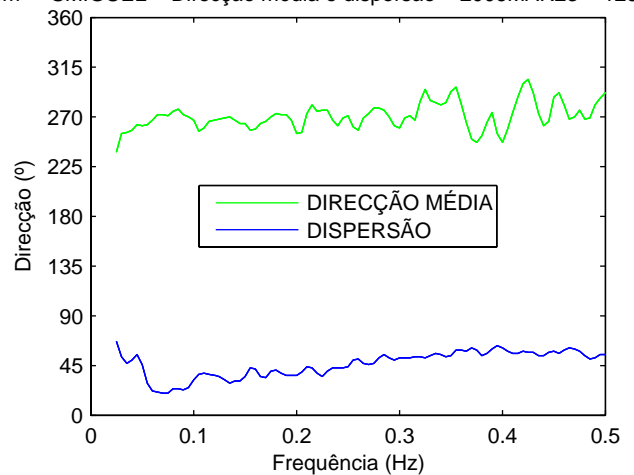
SMIGUEL – Direcção média e dispersão – 2006MAR23 – 1203



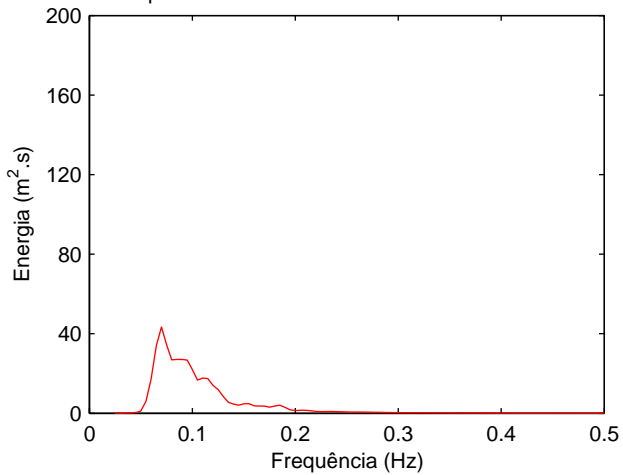
SMIGUEL – Espectro de variância – 2006MAR23 – 1234 – HM0 = 5.94m



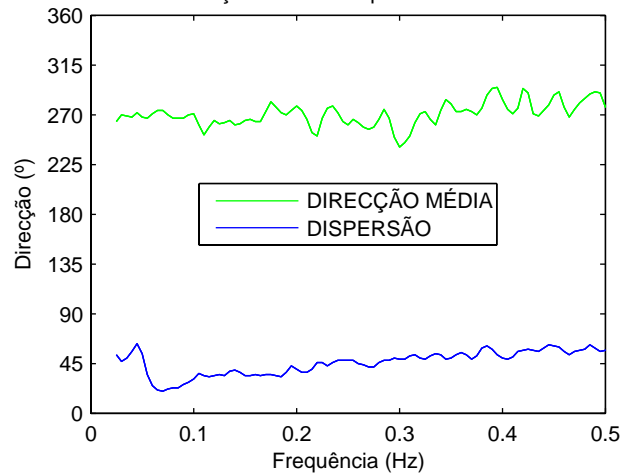
SMIGUEL – Direcção média e dispersão – 2006MAR23 – 1234



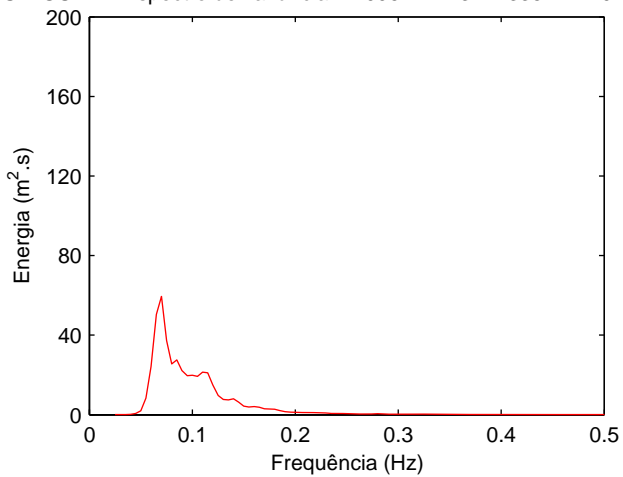
SMIGUEL – Espectro de variância – 2006MAR23 – 1304 – HM0 = 5.83m



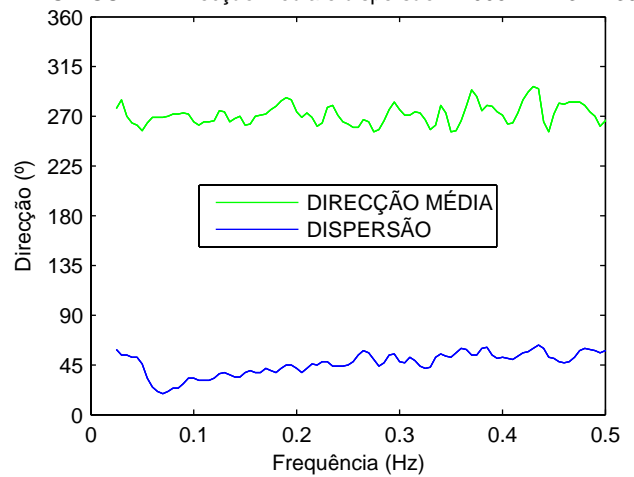
SMIGUEL – Direcção média e dispersão – 2006MAR23 – 1304



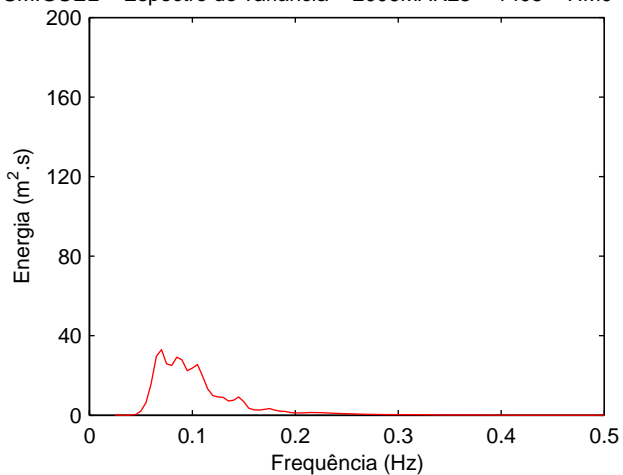
SMIGUEL – Espectro de variância – 2006MAR23 – 1335 – HM0 = 6.06m



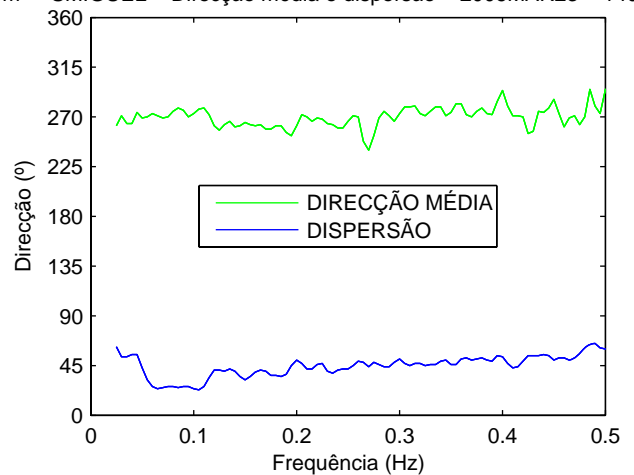
SMIGUEL – Direcção média e dispersão – 2006MAR23 – 1335



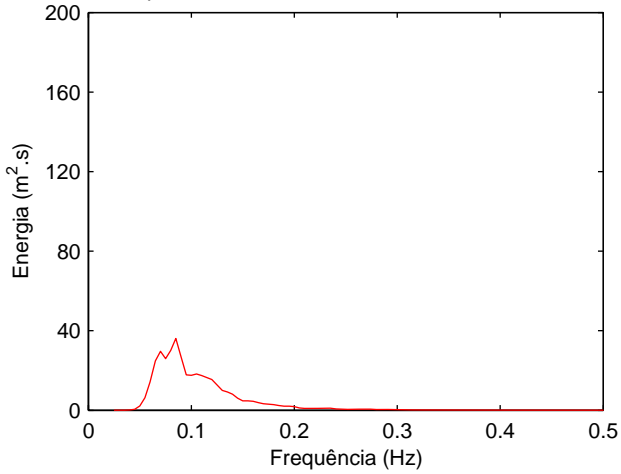
SMIGUEL – Espectro de variância – 2006MAR23 – 1405 – HM0 = 5.69m



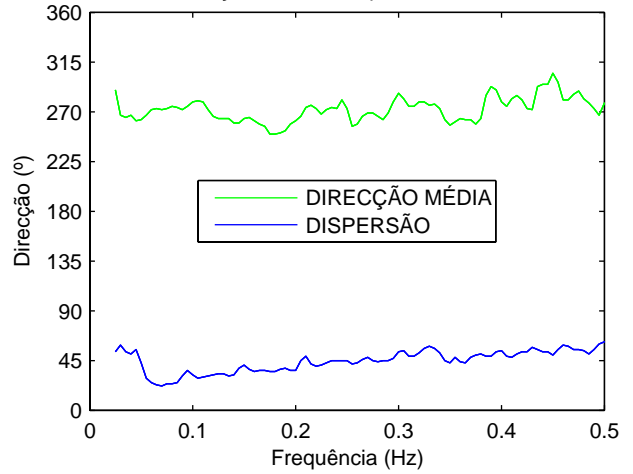
SMIGUEL – Direcção média e dispersão – 2006MAR23 – 1405



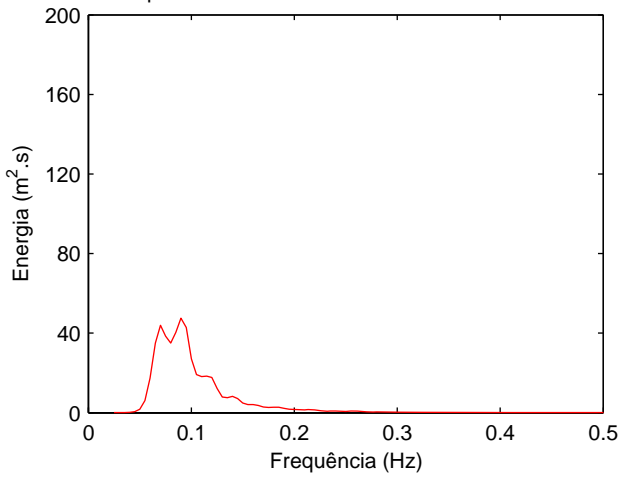
SMIGUEL – Espectro de variância – 2006MAR23 – 1435 – HM0 = 5.66m



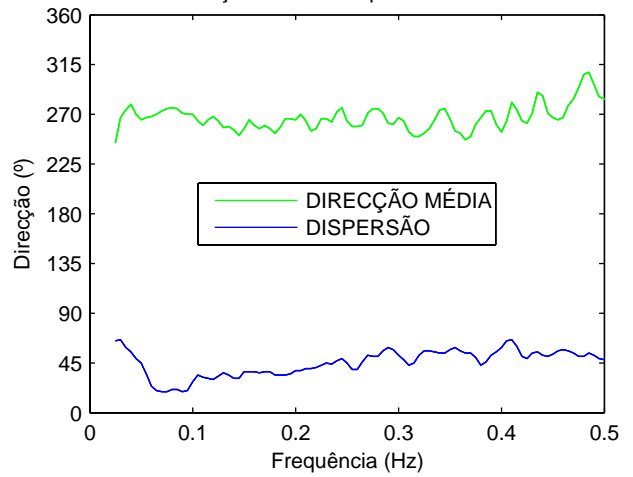
SMIGUEL – Direcção média e dispersão – 2006MAR23 – 1435



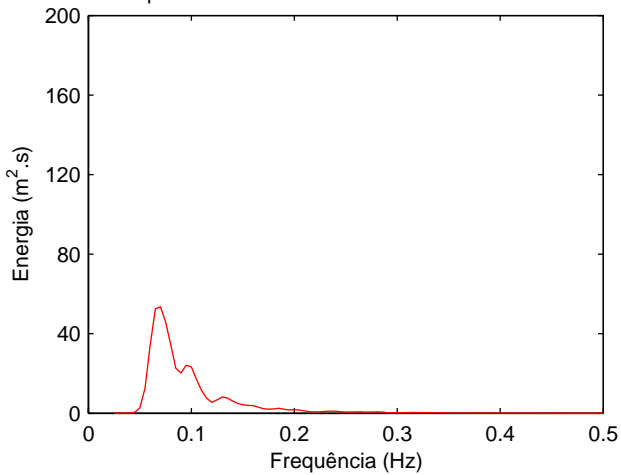
SMIGUEL – Espectro de variância – 2006MAR23 – 1506 – HM0 = 6.36m



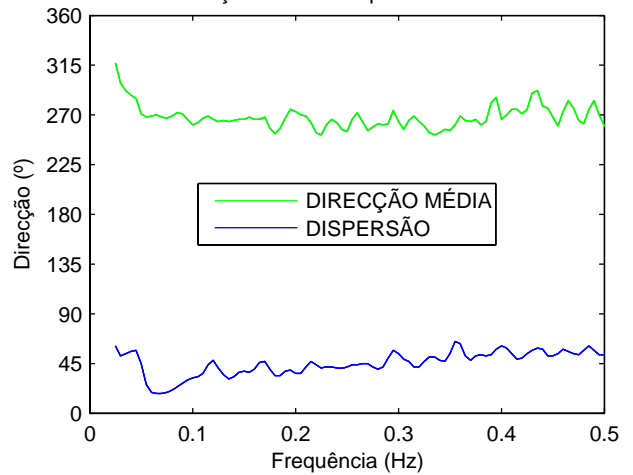
SMIGUEL – Direcção média e dispersão – 2006MAR23 – 1506



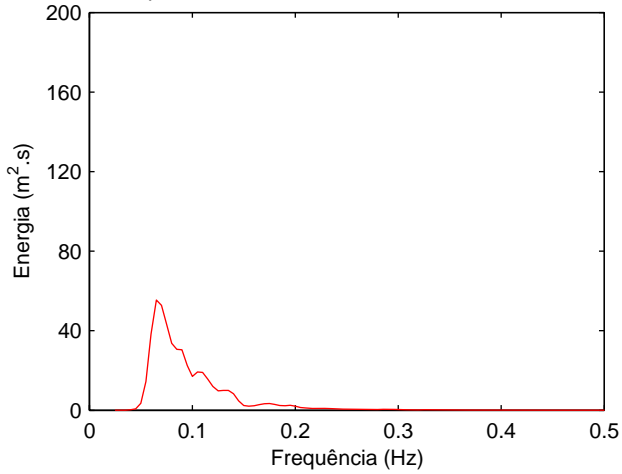
SMIGUEL – Espectro de variância – 2006MAR23 – 1536 – HM0 = 6.01m



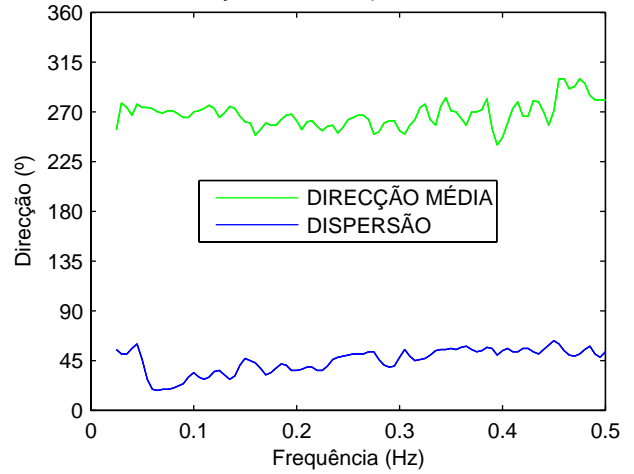
SMIGUEL – Direcção média e dispersão – 2006MAR23 – 1536



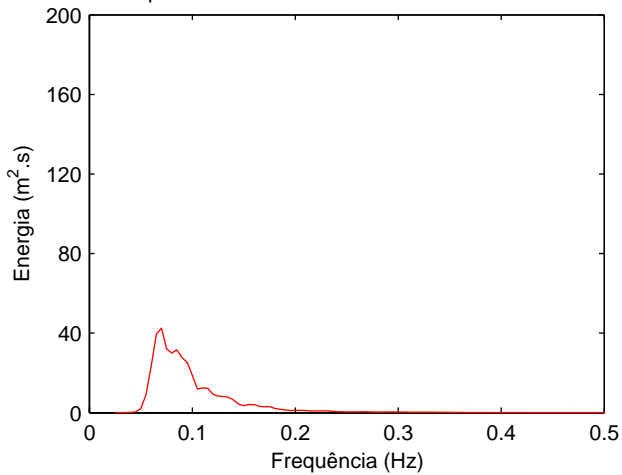
SMIGUEL – Espectro de variância – 2006MAR23 – 1607 – HM0 = 6.32m



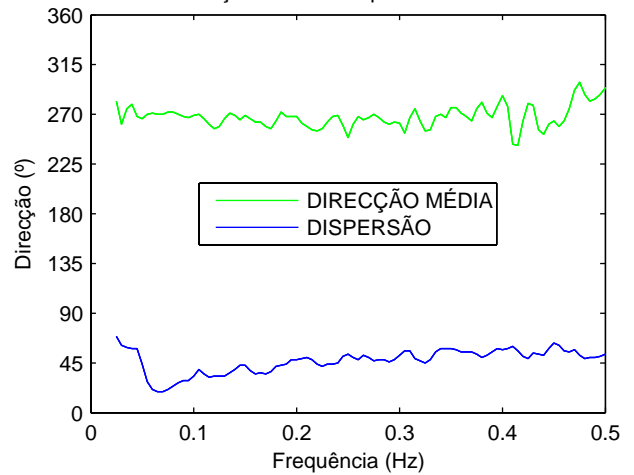
SMIGUEL – Direcção média e dispersão – 2006MAR23 – 1607



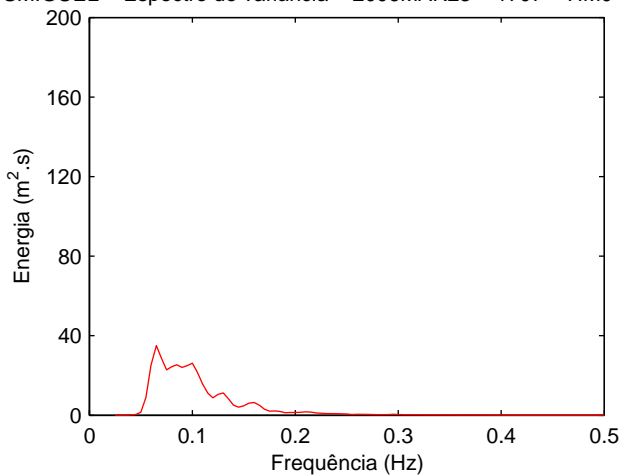
SMIGUEL – Espectro de variância – 2006MAR23 – 1637 – HM0 = 5.70m



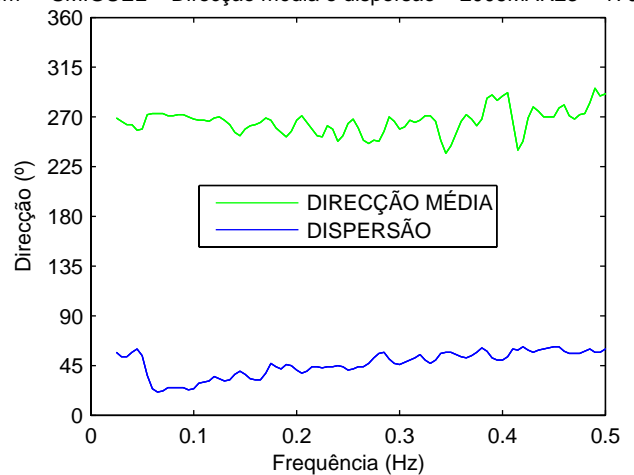
SMIGUEL – Direcção média e dispersão – 2006MAR23 – 1637



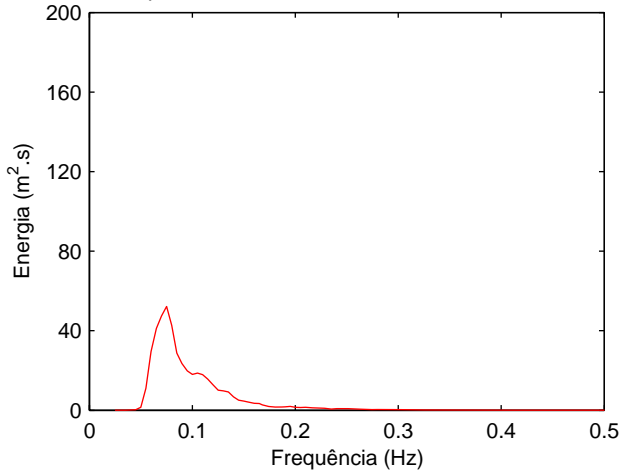
SMIGUEL – Espectro de variância – 2006MAR23 – 1707 – HM0 = 5.65m



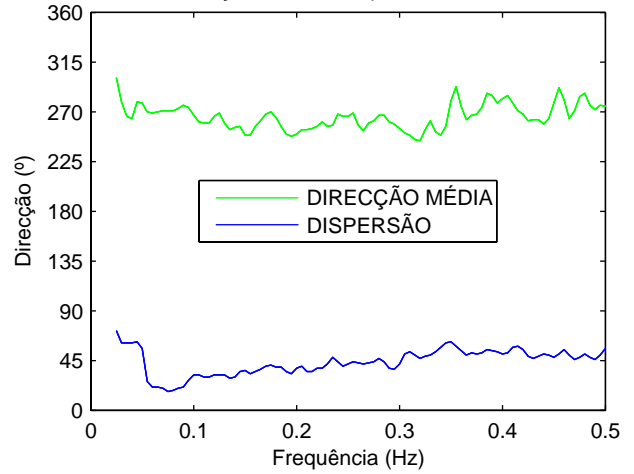
SMIGUEL – Direcção média e dispersão – 2006MAR23 – 1707



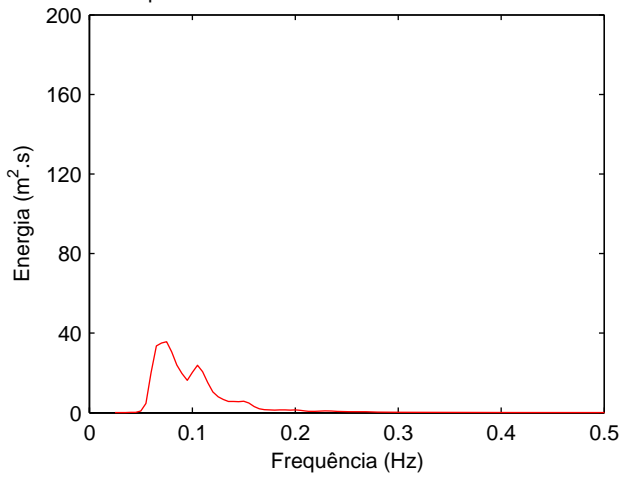
SMIGUEL – Espectro de variância – 2006MAR23 – 1738 – HM0 = 6.13m



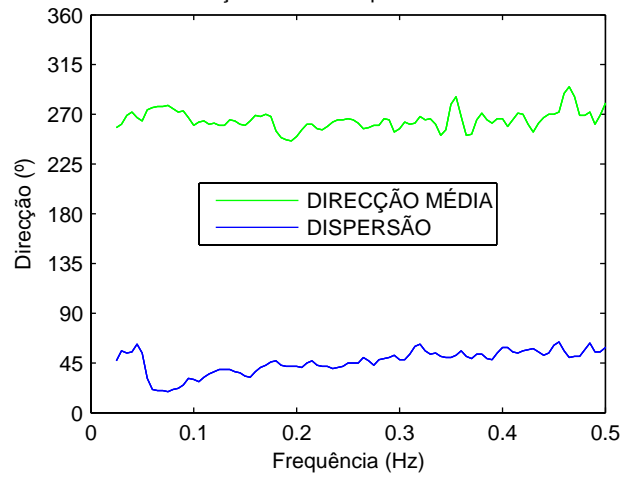
SMIGUEL – Direcção média e dispersão – 2006MAR23 – 1738



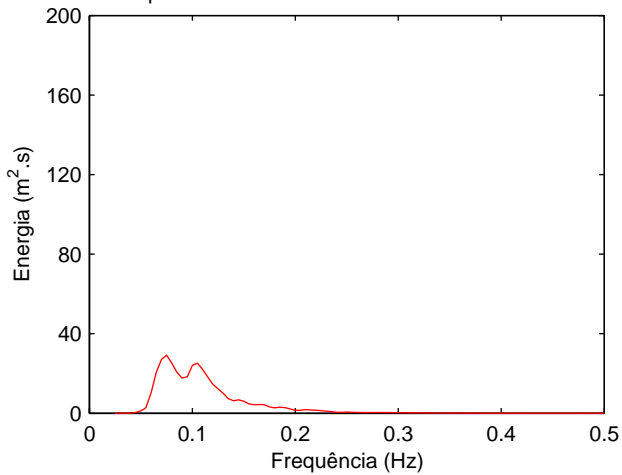
SMIGUEL – Espectro de variância – 2006MAR23 – 1839 – HM0 = 5.54m



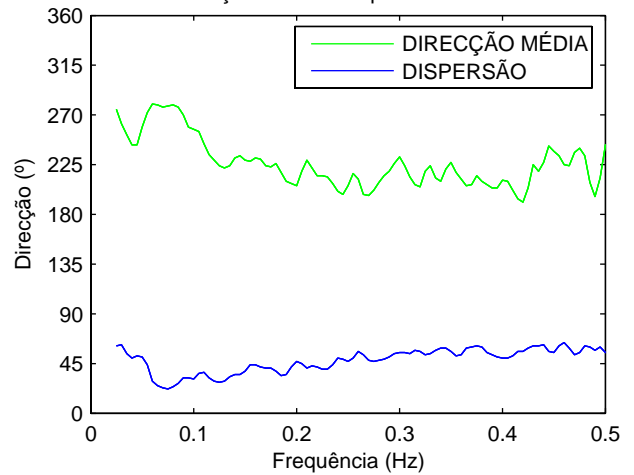
SMIGUEL – Direcção média e dispersão – 2006MAR23 – 1839



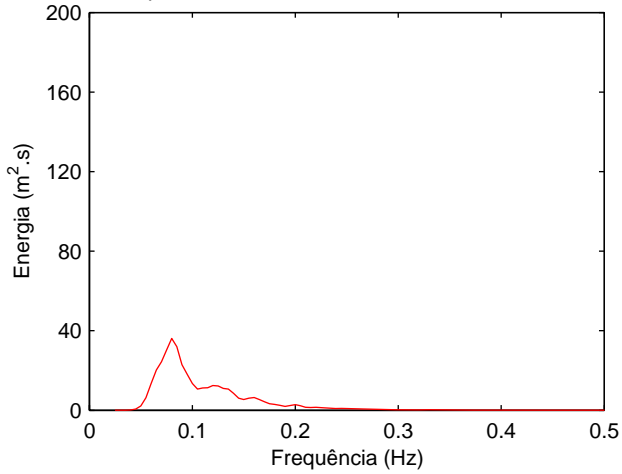
SMIGUEL – Espectro de variância – 2006MAR25 – 1122 – HM0 = 5.51m



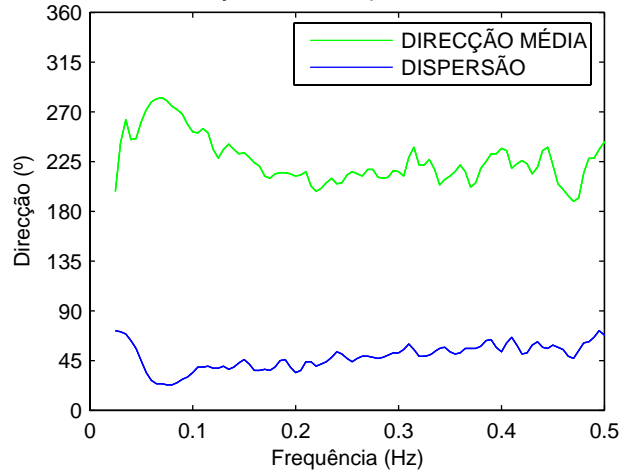
SMIGUEL – Direcção média e dispersão – 2006MAR25 – 1122



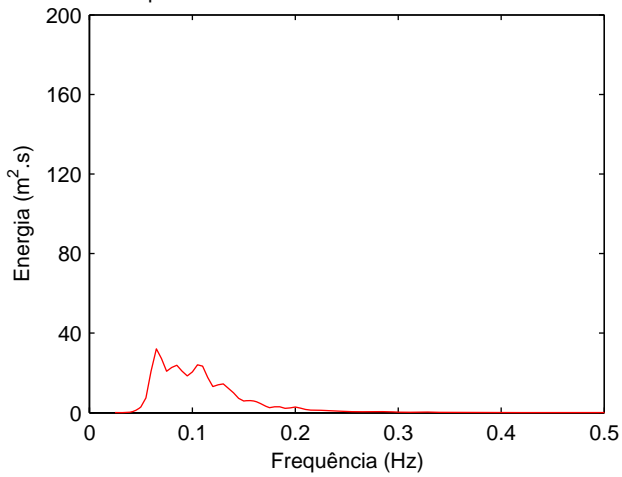
SMIGUEL – Espectro de variância – 2006MAR25 – 1214 – HM0 = 5.52m



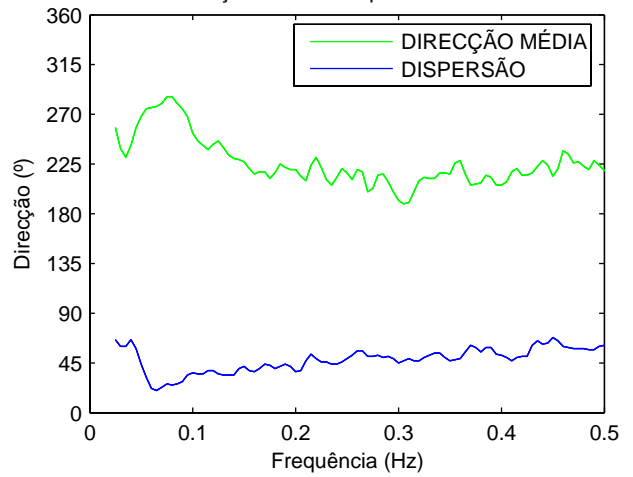
SMIGUEL – Direcção média e dispersão – 2006MAR25 – 1214



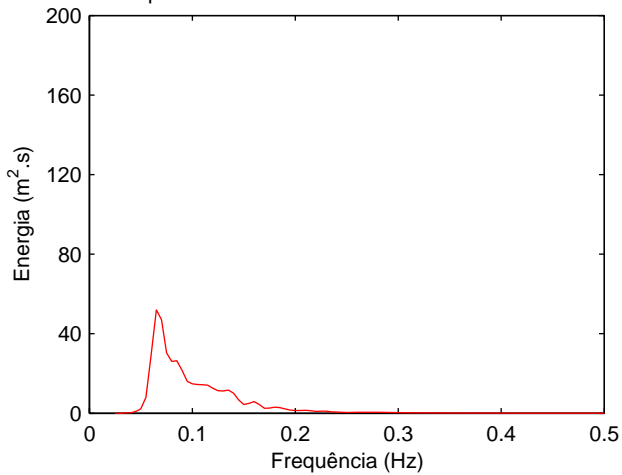
SMIGUEL – Espectro de variância – 2006MAR25 – 1245 – HM0 = 5.79m



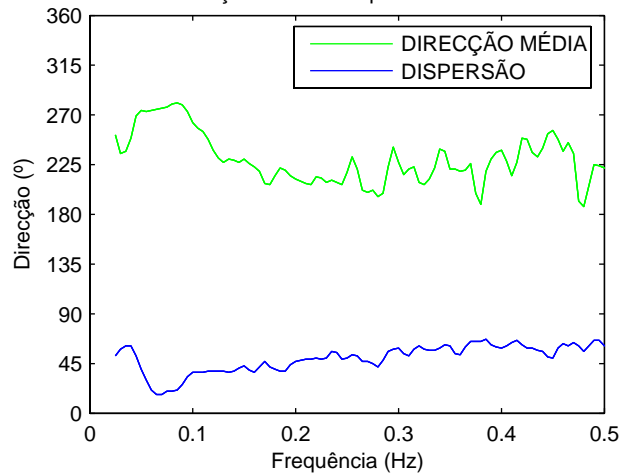
SMIGUEL – Direcção média e dispersão – 2006MAR25 – 1245



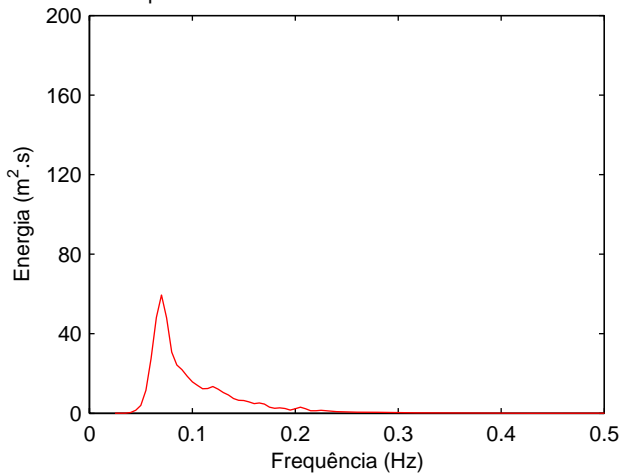
SMIGUEL – Espectro de variância – 2006MAR25 – 1315 – HM0 = 5.91m



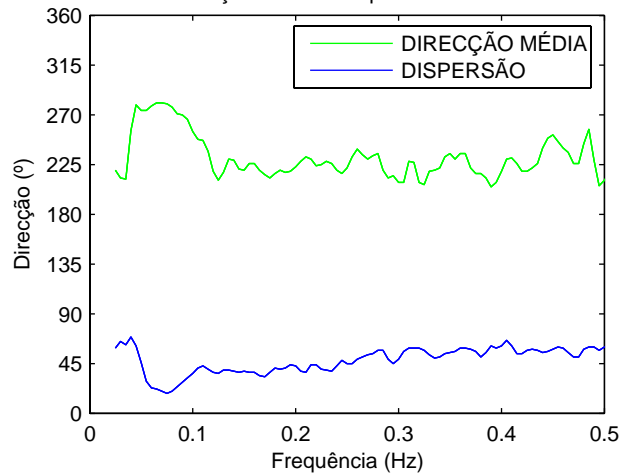
SMIGUEL – Direcção média e dispersão – 2006MAR25 – 1315



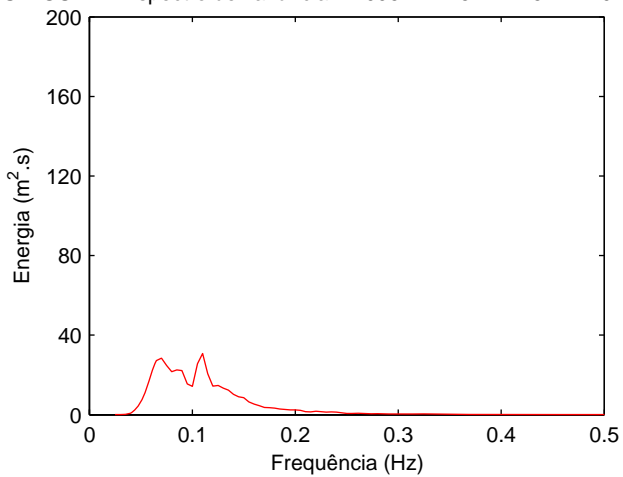
SMIGUEL – Espectro de variância – 2006MAR25 – 1346 – HM0 = 6.17m



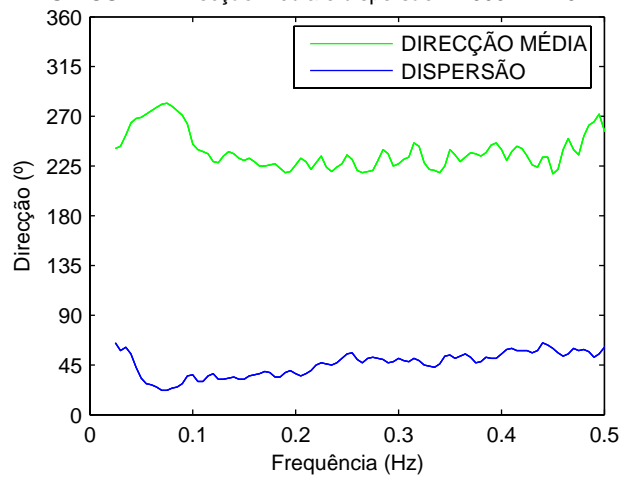
SMIGUEL – Direcção média e dispersão – 2006MAR25 – 1346



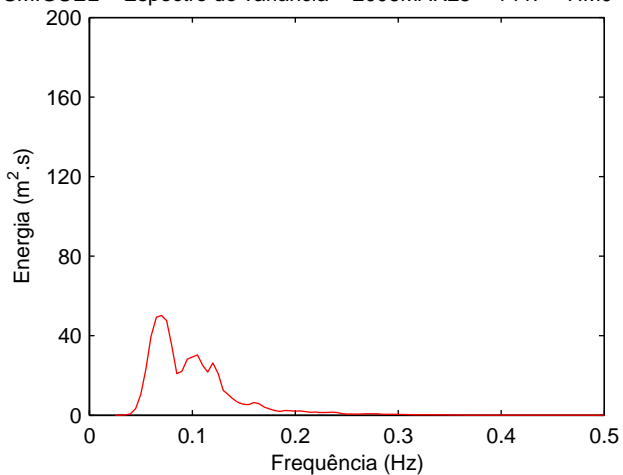
SMIGUEL – Espectro de variância – 2006MAR25 – 1416 – HM0 = 5.93m



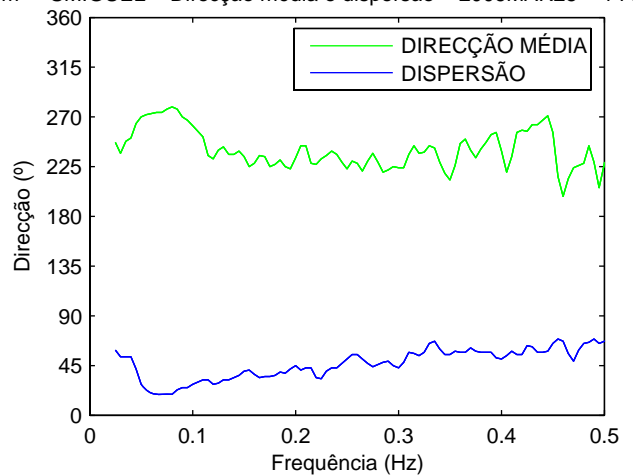
SMIGUEL – Direcção média e dispersão – 2006MAR25 – 1416



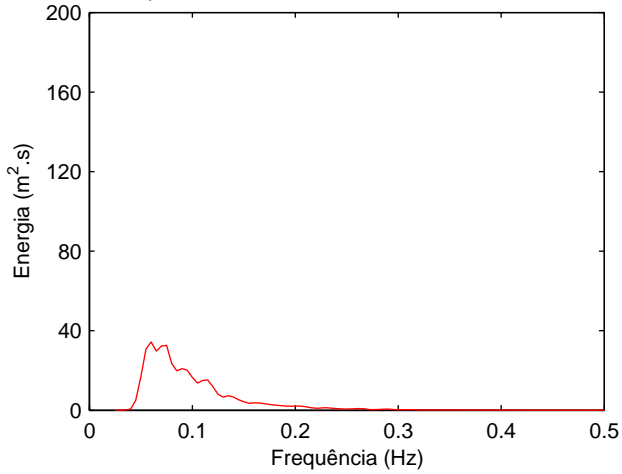
SMIGUEL – Espectro de variância – 2006MAR25 – 1447 – HM0 = 6.87m



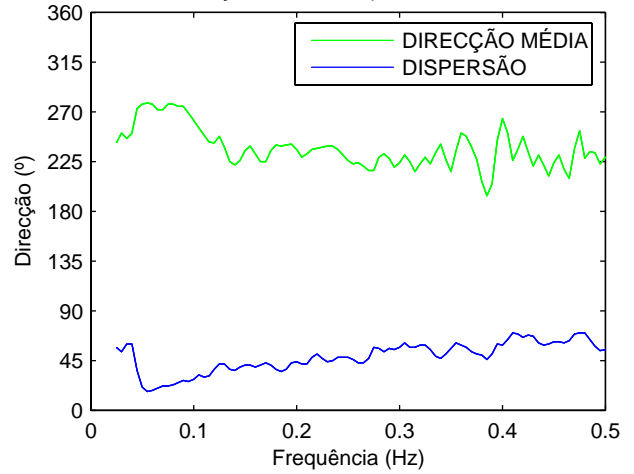
SMIGUEL – Direcção média e dispersão – 2006MAR25 – 1447



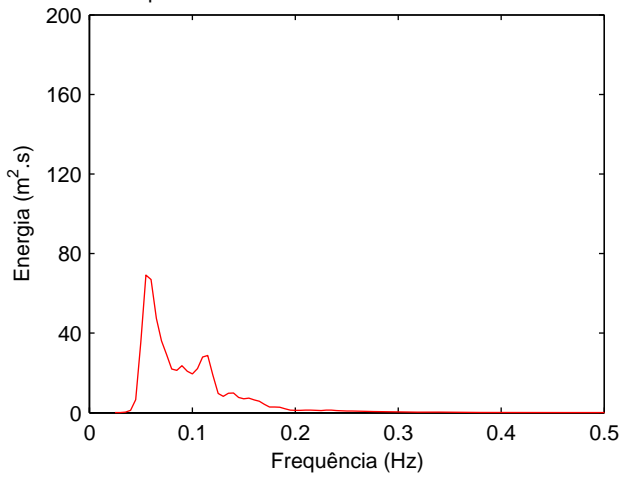
SMIGUEL – Espectro de variância – 2006MAR25 – 1517 – HM0 = 5.85m



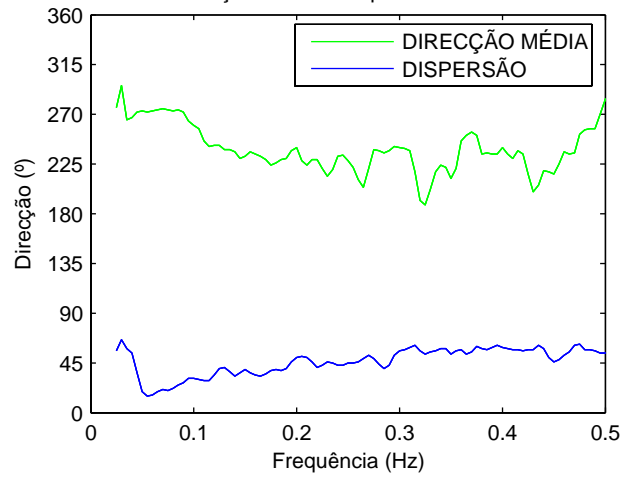
SMIGUEL – Direcção média e dispersão – 2006MAR25 – 1517



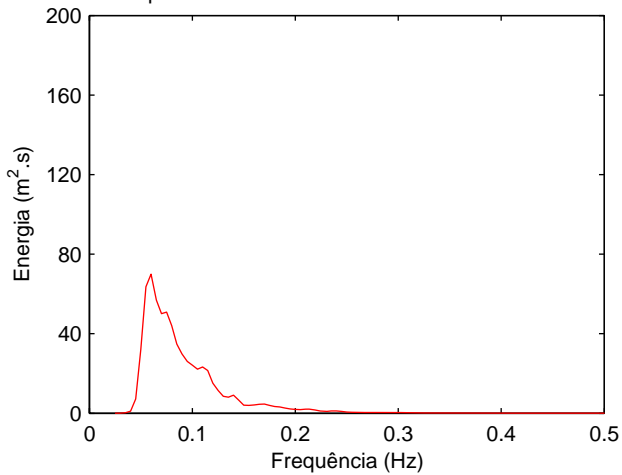
SMIGUEL – Espectro de variância – 2006MAR25 – 1548 – HM0 = 6.98m



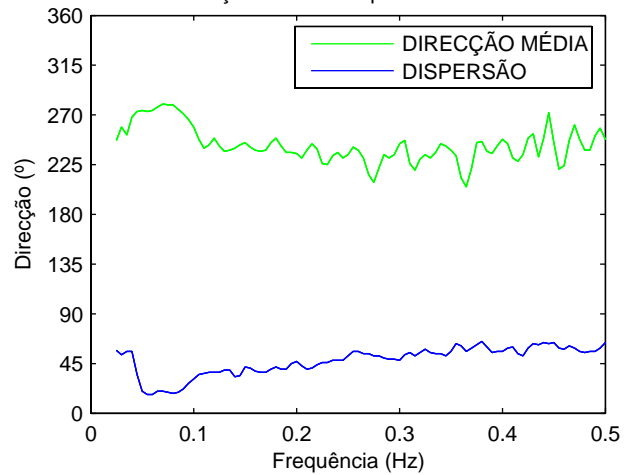
SMIGUEL – Direcção média e dispersão – 2006MAR25 – 1548



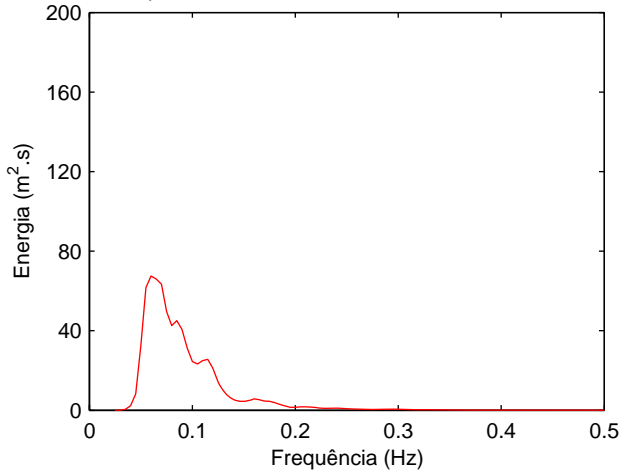
SMIGUEL – Espectro de variância – 2006MAR25 – 1618 – HM0 = 7.37m



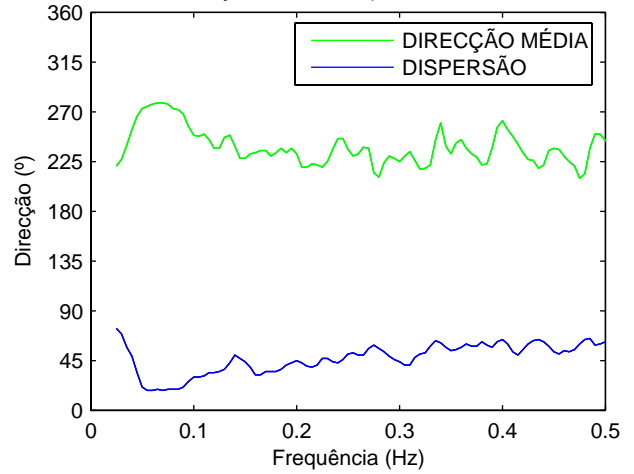
SMIGUEL – Direcção média e dispersão – 2006MAR25 – 1618



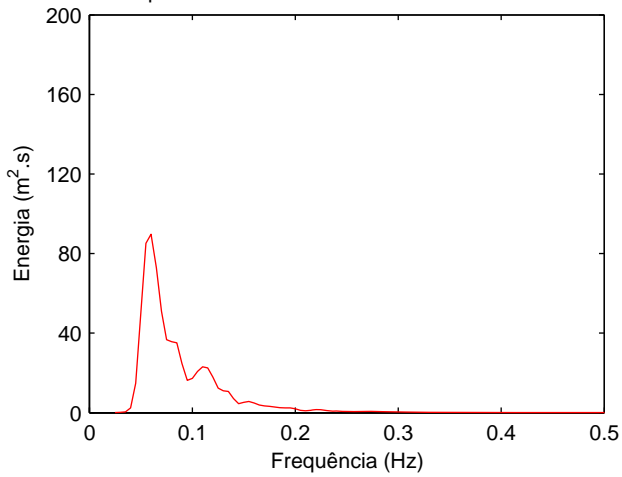
SMIGUEL – Espectro de variância – 2006MAR25 – 1649 – HM0 = 7.67m



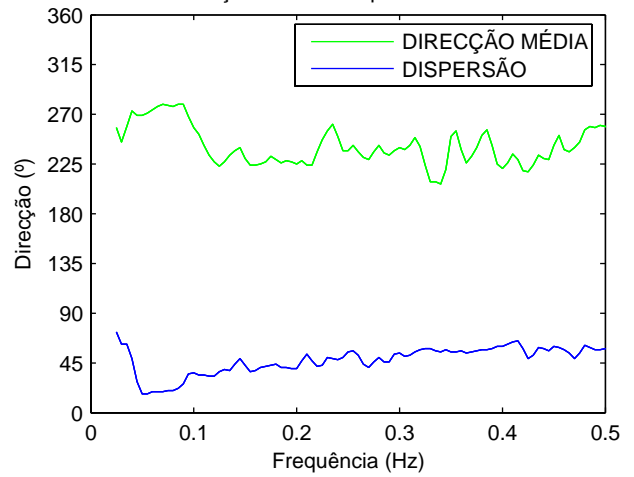
SMIGUEL – Direcção média e dispersão – 2006MAR25 – 1649



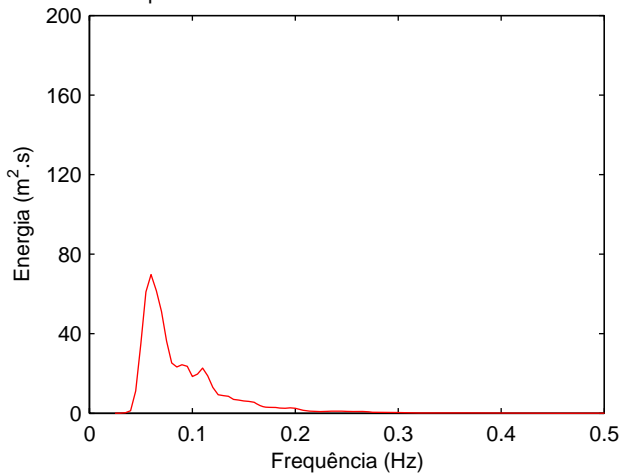
SMIGUEL – Espectro de variância – 2006MAR25 – 1719 – HM0 = 7.59m



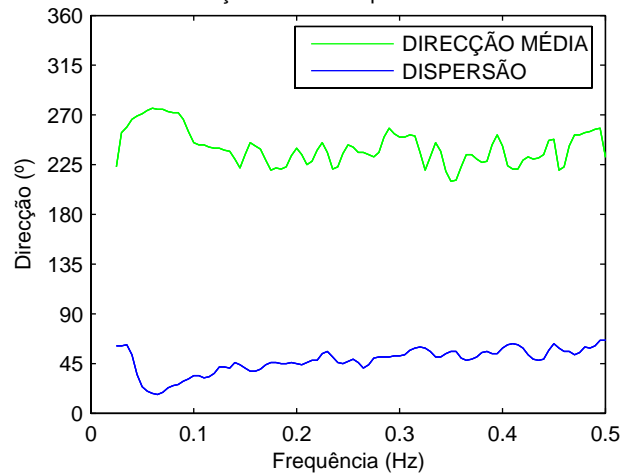
SMIGUEL – Direcção média e dispersão – 2006MAR25 – 1719



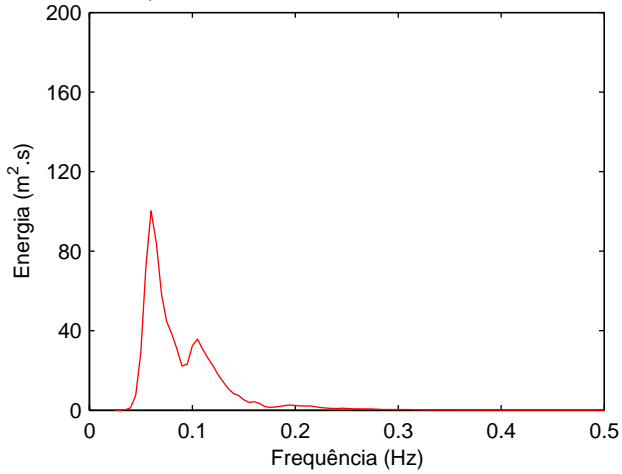
SMIGUEL – Espectro de variância – 2006MAR25 – 1750 – HM0 = 7.05m



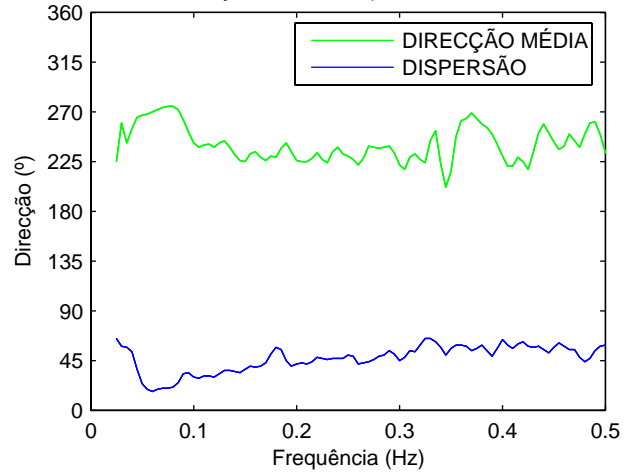
SMIGUEL – Direcção média e dispersão – 2006MAR25 – 1750



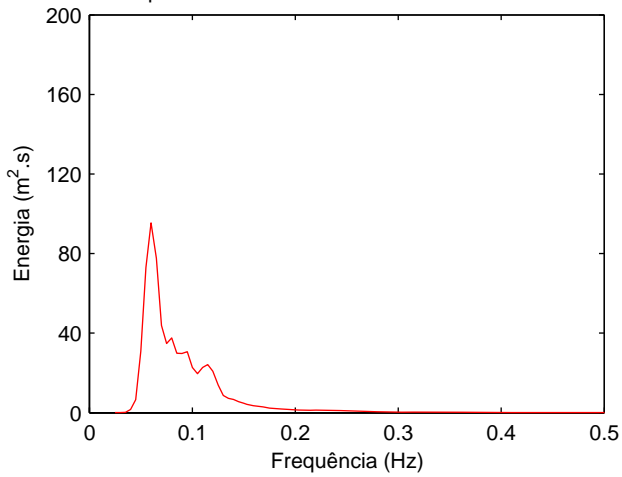
SMIGUEL – Espectro de variância – 2006MAR25 – 1820 – HM0 = 7.88m



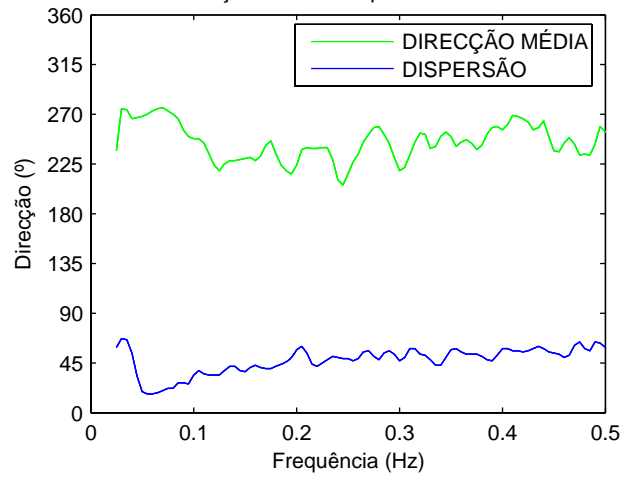
SMIGUEL – Direcção média e dispersão – 2006MAR25 – 1820



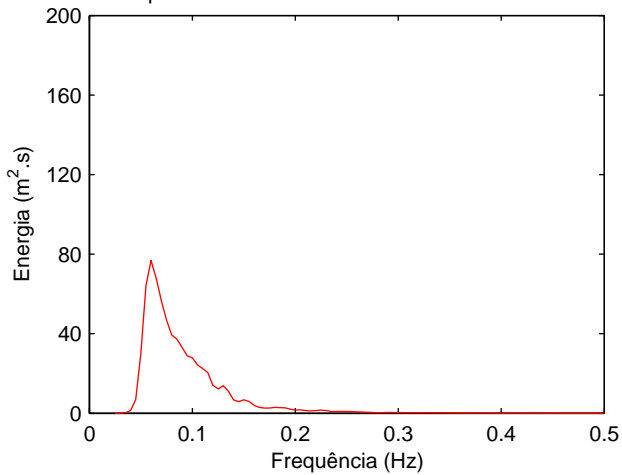
SMIGUEL – Espectro de variância – 2006MAR25 – 1851 – HM0 = 7.46m



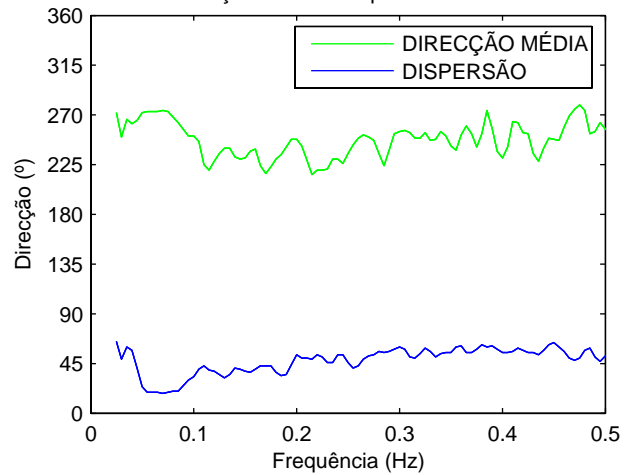
SMIGUEL – Direcção média e dispersão – 2006MAR25 – 1851



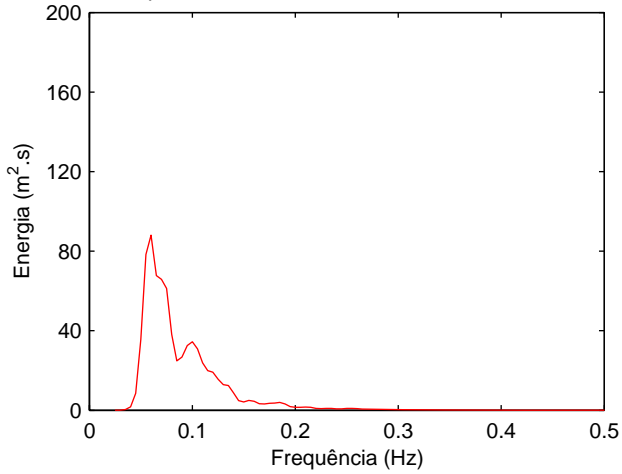
SMIGUEL – Espectro de variância – 2006MAR25 – 1921 – HM0 = 7.52m



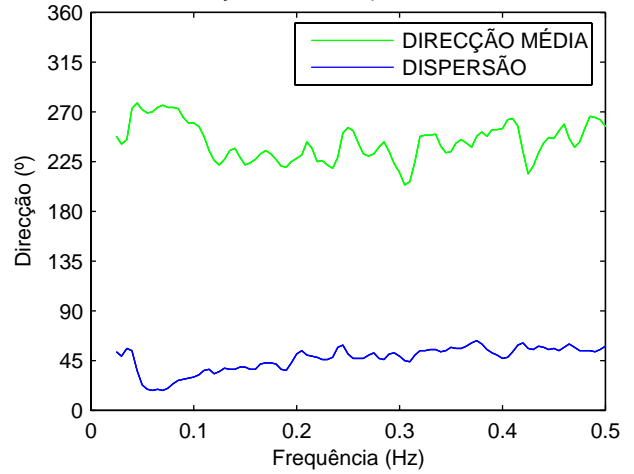
SMIGUEL – Direcção média e dispersão – 2006MAR25 – 1921



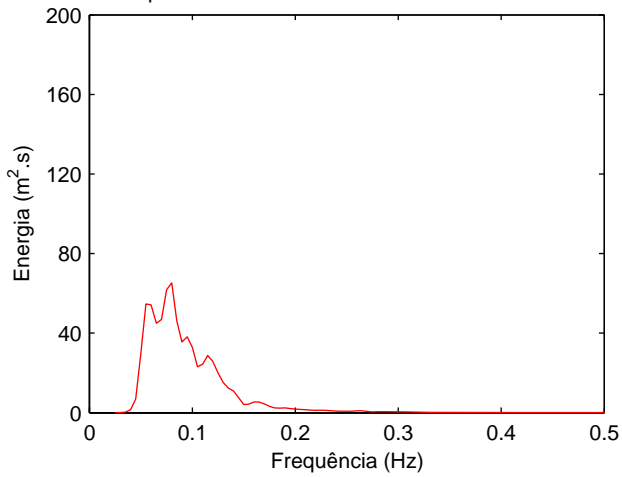
SMIGUEL – Espectro de variância – 2006MAR25 – 1952 – HM0 = 7.85m



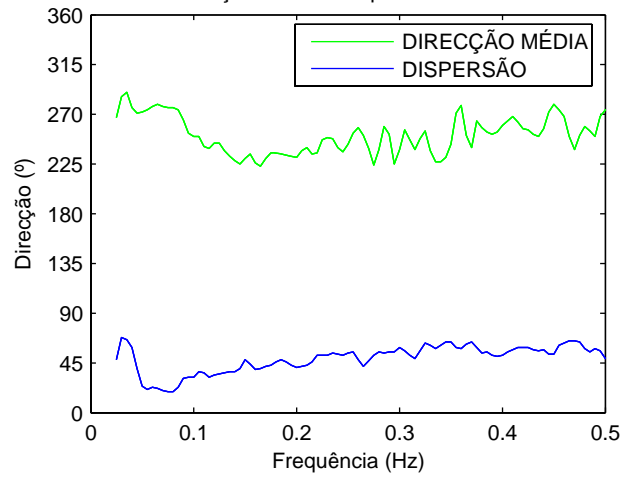
SMIGUEL – Direcção média e dispersão – 2006MAR25 – 1952



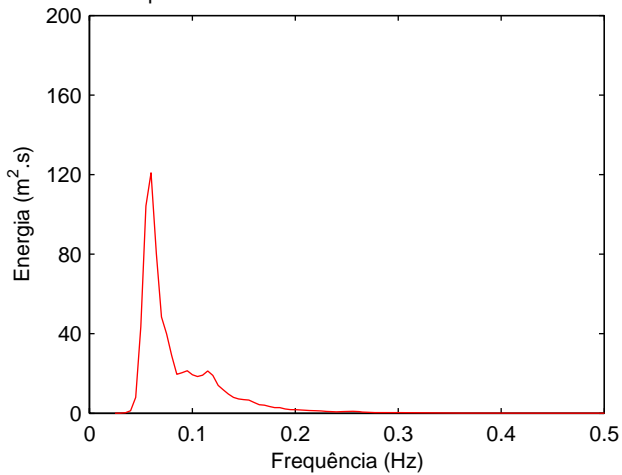
SMIGUEL – Espectro de variância – 2006MAR25 – 2022 – HM0 = 7.72m



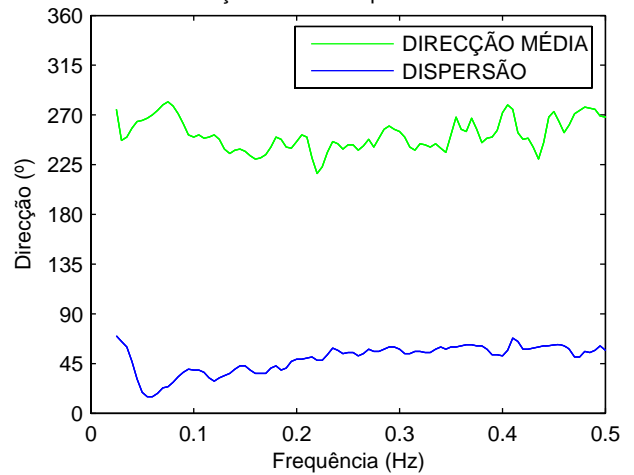
SMIGUEL – Direcção média e dispersão – 2006MAR25 – 2022



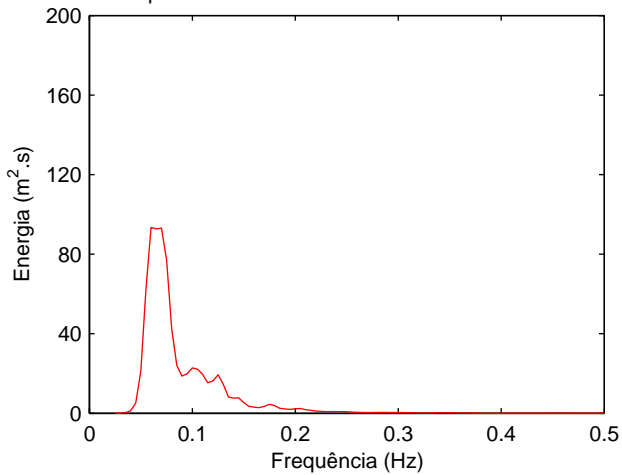
SMIGUEL – Espectro de variância – 2006MAR25 – 2053 – HM0 = 7.73m



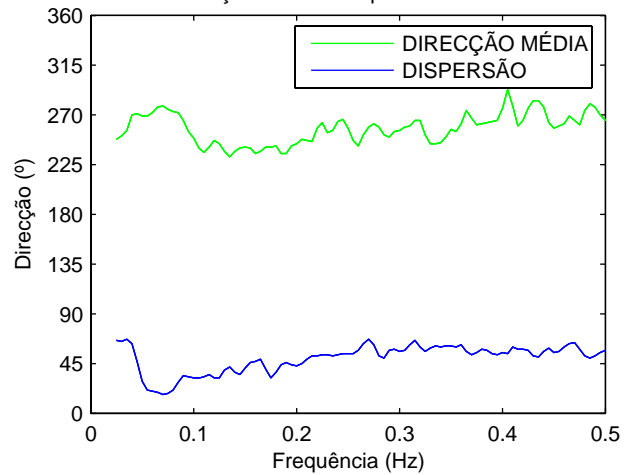
SMIGUEL – Direcção média e dispersão – 2006MAR25 – 2053



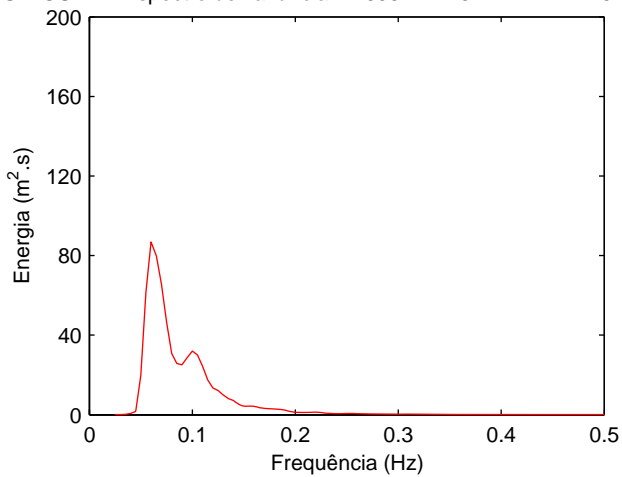
SMIGUEL – Espectro de variância – 2006MAR25 – 2123 – HM0 = 7.81m



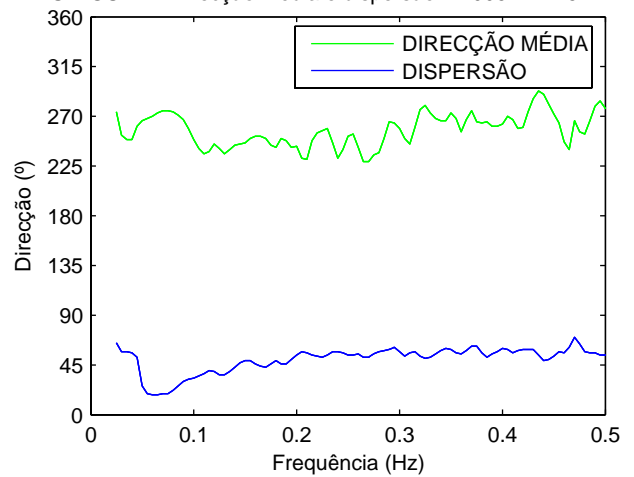
SMIGUEL – Direcção média e dispersão – 2006MAR25 – 2123



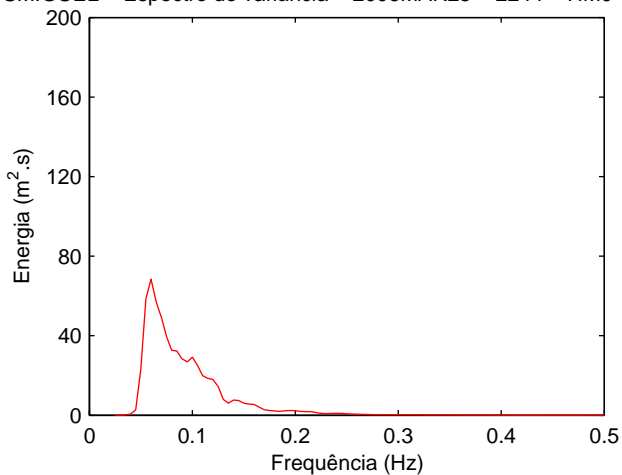
SMIGUEL – Espectro de variância – 2006MAR25 – 2214 – HM0 = 7.39m



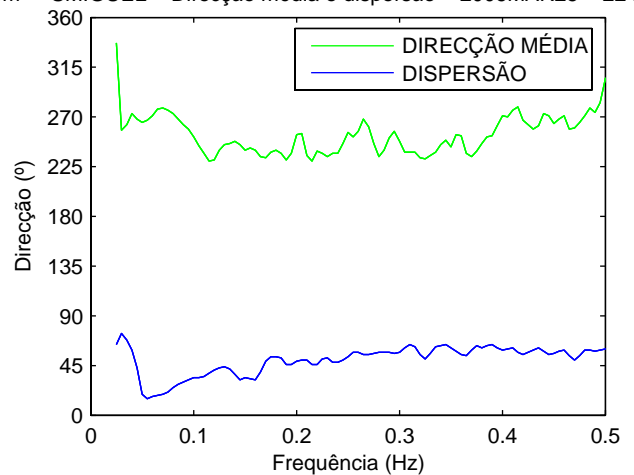
SMIGUEL – Direcção média e dispersão – 2006MAR25 – 2214



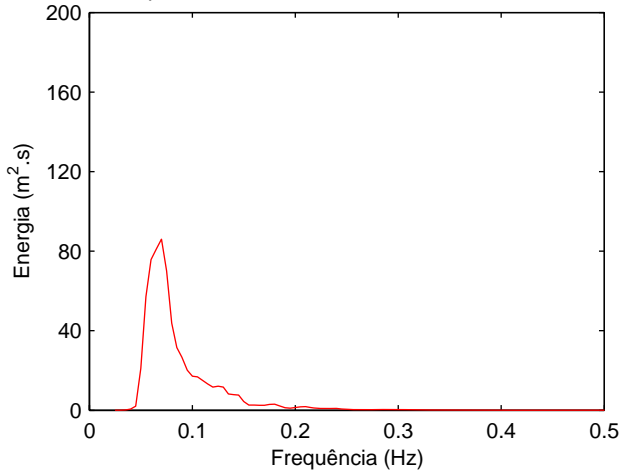
SMIGUEL – Espectro de variância – 2006MAR25 – 2244 – HM0 = 7.10m



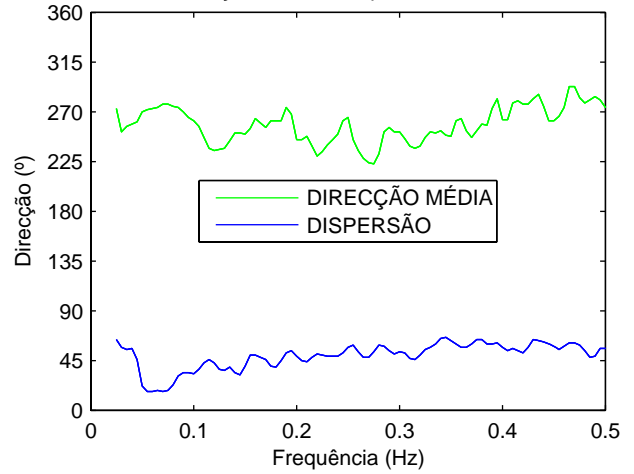
SMIGUEL – Direcção média e dispersão – 2006MAR25 – 2244



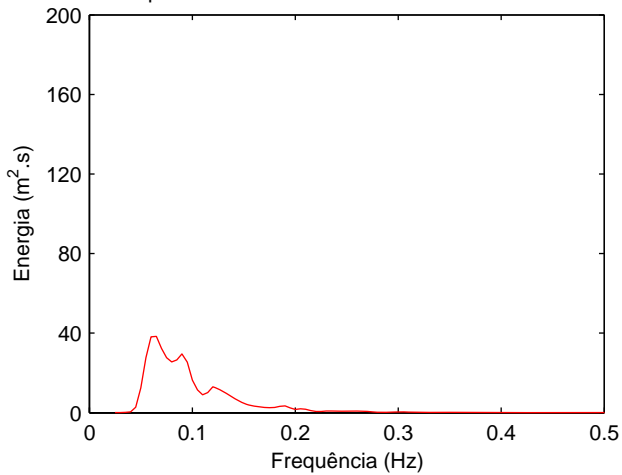
SMIGUEL – Espectro de variância – 2006MAR25 – 2335 – HM0 = 7.39m



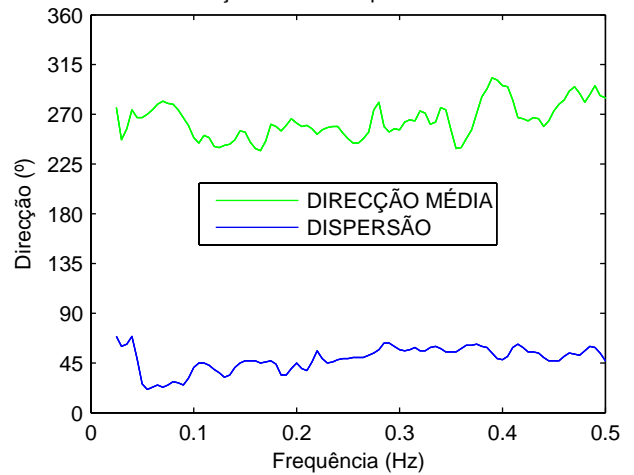
SMIGUEL – Direcção média e dispersão – 2006MAR25 – 2335



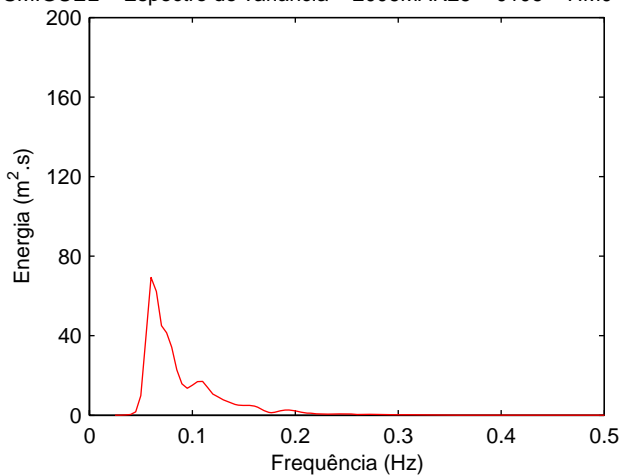
SMIGUEL – Espectro de variância – 2006MAR26 – 0035 – HM0 = 5.96m



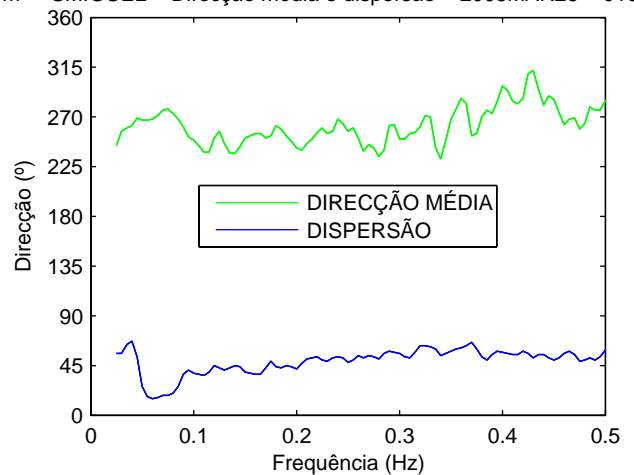
SMIGUEL – Direcção média e dispersão – 2006MAR26 – 0035



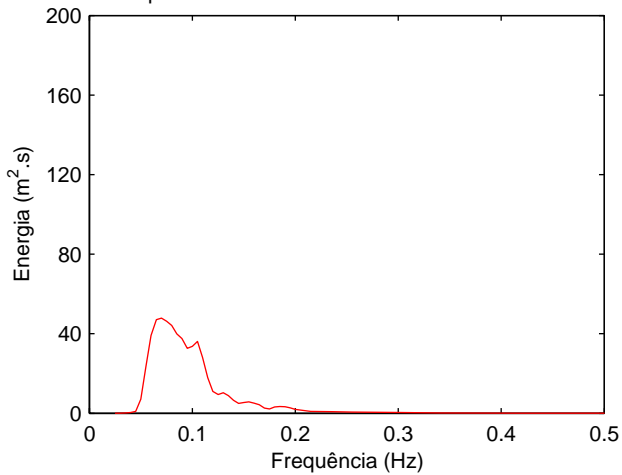
SMIGUEL – Espectro de variância – 2006MAR26 – 0106 – HM0 = 6.41m



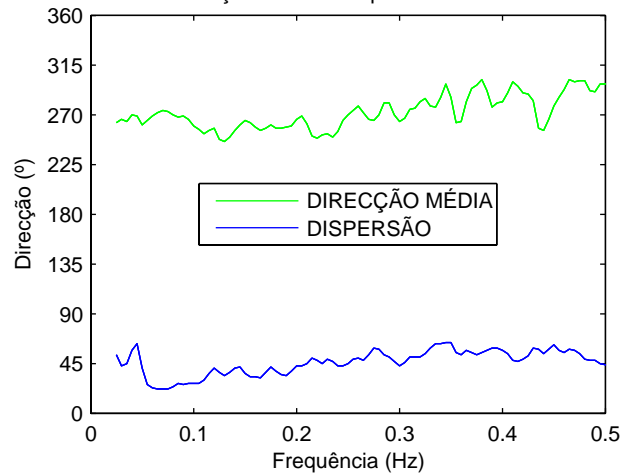
SMIGUEL – Direcção média e dispersão – 2006MAR26 – 0106



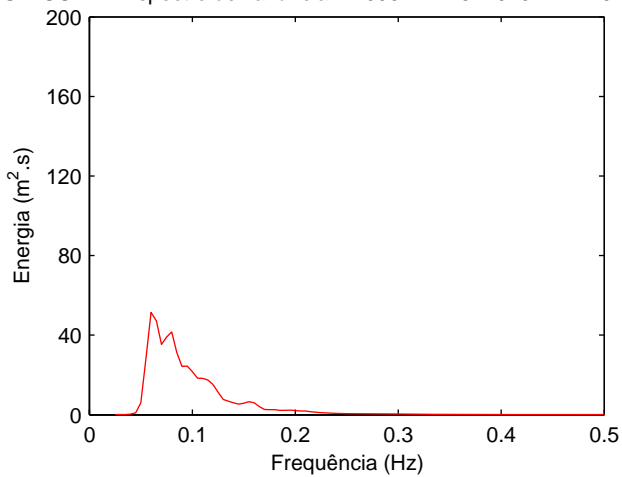
SMIGUEL – Espectro de variância – 2006MAR26 – 0136 – HM0 = 6.89m



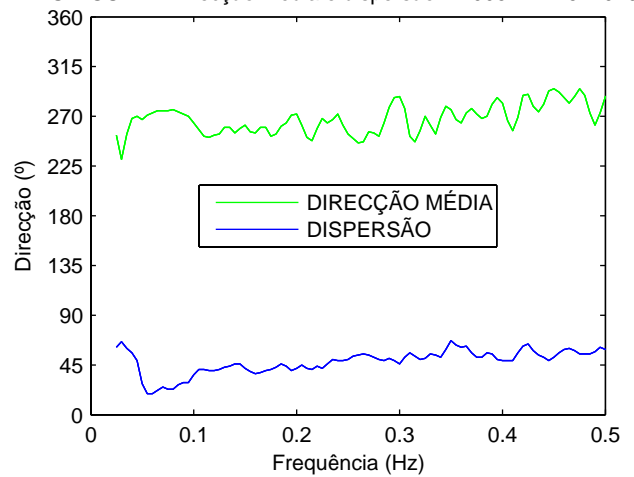
SMIGUEL – Direcção média e dispersão – 2006MAR26 – 0136



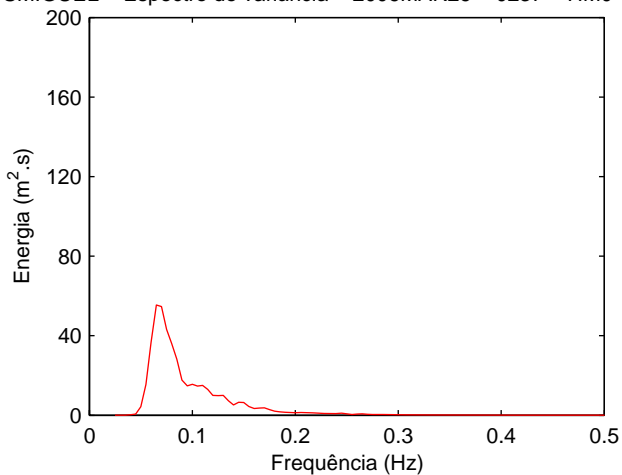
SMIGUEL – Espectro de variância – 2006MAR26 – 0207 – HM0 = 6.42m



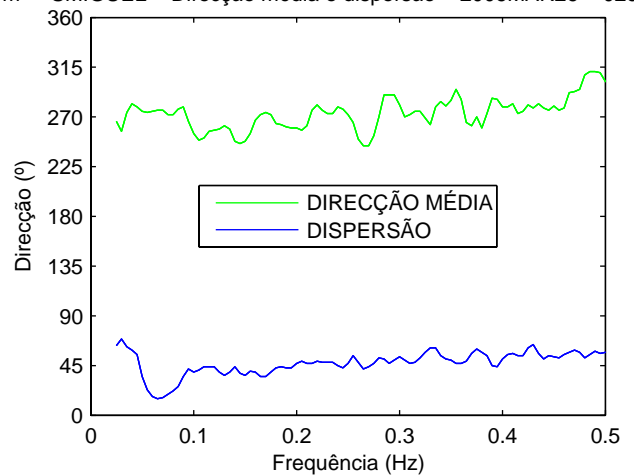
SMIGUEL – Direcção média e dispersão – 2006MAR26 – 0207



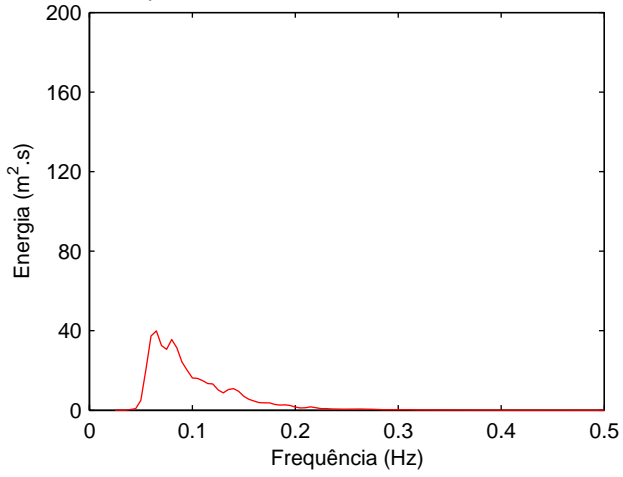
SMIGUEL – Espectro de variância – 2006MAR26 – 0237 – HM0 = 6.11m



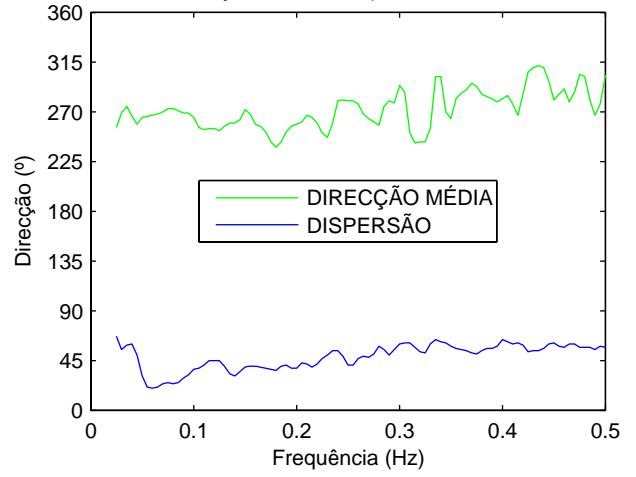
SMIGUEL – Direcção média e dispersão – 2006MAR26 – 0237



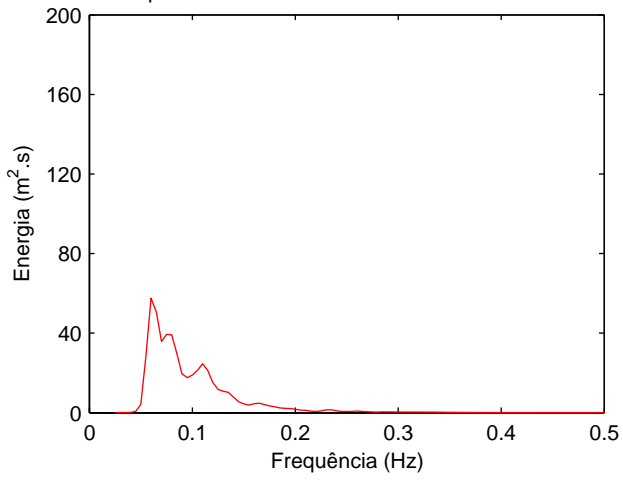
SMIGUEL – Espectro de variância – 2006MAR26 – 0308 – HM0 = 6.07m



SMIGUEL – Direcção média e dispersão – 2006MAR26 – 0308



SMIGUEL – Espectro de variância – 2006MAR26 – 0338 – HM0 = 6.49m



SMIGUEL – Direcção média e dispersão – 2006MAR26 – 0338

