



MINISTÉRIO DA DEFESA NACIONAL

**MARINHA**

INSTITUTO HIDROGRÁFICO

INSTITUTO HIDROGRÁFICO

DIVISÃO DE OCEANOGRAFIA

PJ OC 22E005  
RELATÓRIO TÉCNICO PRELIMINAR  
REL. TP-OC-27/2006

**TRATAMENTO DE DADOS DE  
AGITAÇÃO MARÍTIMA  
AÇORES/TERCEIRA - ABR A JUN 2006**

SET/2006



### LISTA DE DISTRIBUIÇÃO

Nº EXEMPLAR	DIST. INTERNA	DIST. EXTERNA
01		UNIV. AÇORES
02	DT/DG/SD	
03 (formato digital)	OC	

EXEMPLAR Nº **1**.....

## FOLHA DE DIFUSÃO

<b>FOLHA DE DIFUSÃO</b>			
CLASSIFICAÇÃO DE SEGURANÇA DO RELATÓRIO <b>NÃO CLASSIFICADO</b>		RESTRICÇÕES	
ENTIDADE QUE ATRIBUI A CLASSIFICAÇÃO DE SEGURANÇA <b>DIRECTOR-GERAL</b>		DISTRIBUIÇÃO/DISPONIBILIDADE DO RELATÓRIO <b>UNIV. AÇORES</b>	
PREVISÃO DE DESCLASSIFICAÇÃO	DESCLASSIFICAÇÃO	DT/DG/SD - OC	
NOME DA ENTIDADE EXECUTANTE <b>DIVISÃO DE OCEANOGRAFIA</b>		NOME DA ENTIDADE FISCALIZADORA <b>DIRECÇÃO TÉCNICA</b>	
MORADA <b>R. das Trinas, 49 1249-093 Lisboa</b>		MORADA <b>R. das Trinas, 49 1249-093 Lisboa</b>	
TÍTULO DO RELATÓRIO <b>Tratamento de dados de agitação marítima Açores/Terceira, Abril a Junho de 2006</b>			
AUTOR(ES) <b>INSTITUTO HIDROGRÁFICO</b>			
TIPO DE RELATÓRIO <b>Técnico Preliminar</b>	PERÍODO <b>Abr a Jun 2006</b>	DATA DO RELATÓRIO <b>05 de Setembro de 2006</b>	Nº DE PÁGINAS <b>102</b>
NOTAS (continuar no verso se necessário)			
RESUMO (continuar no verso se necessário)  <p>Neste relatório apresenta-se o processamento dos dados de agitação marítima adquiridos pela estação ondógrafo direccional instalada ao largo da Praia da Vitória na ilha Terceira, relativos ao período de Abril a Junho de 2006.</p> <p>Os dados, constituídos por séries temporais de deslocamentos verticais (elevações) e horizontais segundo os eixos N-S e E-W, são calculados pelo microprocessador instalado na bóia, a partir das medições das três componentes da aceleração do movimento da superfície livre e das três componentes do campo magnético terrestre.</p> <p>Os dados foram processados com vista à estimação da distribuição de energia, direcção média e dispersão, por bandas de frequência, bem como à estimação dos parâmetros característicos da agitação, no que respeita a alturas, períodos e direcções.</p>			
DISTRIBUIÇÃO/DISPONIBILIDADE DO RESUMO <b>Direcção Técnica/Direcção de Documentação</b>		CLASSIFICAÇÃO DE SEGURANÇA DO RESUMO <b>NÃO CLASSIFICADO</b>	
RESPONSÁVEL <b>Direcção Técnica/Divisão de Oceanografia</b>		TELEFONE <b>21 094 30 00</b>	
EDITOR <b>INSTITUTO HIDROGRÁFICO</b>		DESCRITORES <b>Dados de agitação marítima Estações ondógrafo direccionais Açores/Terceira</b>	
DATA DE EDIÇÃO <b>Setembro de 2006</b>			

DIVISÃO DE OCEANOGRAFIA

PJ OC 22EO05  
RELATÓRIO TÉCNICO PRELIMINAR  
REL. TP-OC-27/2006

**TRATAMENTO DE DADOS DE  
AGITAÇÃO MARÍTIMA  
AÇORES/TERCEIRA - ABRIL A JUNHO 2006**

**1. INTRODUÇÃO**

Neste relatório apresenta-se o processamento dos dados de agitação marítima adquiridos pela estação ondógrafo direccional instalada ao largo da Praia da Vitória na ilha Terceira, relativos ao período de Abril a Junho de 2006. A estação, composta pela bóia DIRECTIONAL WAVERIDER MKIII, receptor WAREC e computador PCPENTIUM, está situada na posição LATITUDE = 38° 44' 54" N, LONGITUDE = 27° 00' 54" W, Sonda Reduzida = 85 metros.

Os dados constituídos por séries temporais de deslocamentos verticais (elevações) e horizontais segundo os eixos N-S e E-W, são calculados pelo microprocessador instalado na bóia, a partir das medições das três componentes da aceleração do movimento da superfície livre e das três componentes do campo magnético terrestre.

Em condições normais a aquisição dos dados é efectuada de três em três horas, durante períodos de 30 minutos. Em condições de temporal, ou seja, quando a altura significativa excede 5 metros, os períodos de aquisição de 30 minutos são apenas espaçados de pequenos intervalos necessários ao processamento dos dados. Os dados são adquiridos a uma taxa de digitalização de 1.28 amostras por segundo e agrupados em blocos de 200 segundos. O limite mínimo de duração para que um conjunto de dados (registo) seja tratado é de 10 minutos. Os grupos data-hora estão referidos à hora local e correspondem ao início dos registos.

Os dados foram processados com vista à estimação da distribuição de energia, direcção média e dispersão, por bandas de frequência, bem como à estimação dos parâmetros característicos da agitação, no que respeita a alturas, períodos e direcções. Na base deste processamento estão:

- a estimação dos espectros cruzados entre as três séries temporais;
- a estimação dos cinco primeiros coeficientes da expansão em série de Fourier da função de distribuição direccional de energia.

As séries temporais de elevações foram também processadas pelo método directo.

## 2. RESULTADOS

São apresentados, para cada mês, os resultados do processamento efectuado, organizados de acordo com os seguintes ANEXOS:

- ANEXO A - Listagem dos parâmetros HS, H10, H100, HMAX, HMED, THS, TH10, TH100, THMAX, TZ, TC e TMAX calculados pelo método directo;
- ANEXO B - Gráficos temporais de HS, HMAX, TZ, TMAX, THS e THMAX;
- ANEXO C - Tabelas de ocorrências conjuntas HMAX - THMAX, H100 - TH100, H10 - TH10, HS - THS, HS - TZ e HMAX - TMAX.
- ANEXO D - Listagem dos parâmetros espectrais HM0, T02, TP, SMAX, e direccionais THTP1, SPRTP1, THHF1, THLF1 e N;
- ANEXO E - Gráficos temporais de HM0, T02 e TP, THTP1, SPRTP1, THHF1, THLF1;
- ANEXO F - Tabelas de ocorrências conjuntas HM0-T02, HM0-TP, HM0-THTP1 e TP-THTP1;
- ANEXO G - Evolução temporal da distribuição de energia e da direcção média por banda de frequência;
- ANEXO H - Gráficos de distribuição de energia, direcção média e dispersão, para os registos em que  $HM0 \geq 5.0$  metros.

Adjunto da Divisão de Oceanografia  
Responsável pela Secção de Agitação Marítima

*Mariana Simões Costa*  
2006.011.19

Mariana Simões Costa  
Assessora principal

Visto  
OC / OC

José Alberto de Mesquita Onofre  
CTEN EH

## ANEXO A

Listagem dos parâmetros HS, H10, H100, HMAX, HMED, THS, TH10, TH100, THMAX, TZ, TC e TMAX, calculados pelo método directo

Código de símbolos:

NA		-	Número de alturas de onda de zero ascendente;
HS	(m)	-	Altura significativa (média do terço mais elevado das alturas de onda de zero ascendente);
H10	(m)	-	Média do décimo mais elevado das alturas de onda de zero ascendente;
H100	(m)	-	Média do centésimo mais elevado das alturas de onda de zero ascendente;
HMAX	(m)	-	Altura máxima de zero ascendente ocorrida no registo;
HMED	(m)	-	Altura média de zero ascendente;
THS	(s)	-	Média dos períodos correspondentes às ondas que foram utilizadas no cálculo de HS;
TH10	(s)	-	Média dos períodos correspondentes às ondas que foram utilizadas no cálculo de H10;
TH100	(s)	-	Média dos períodos correspondentes às ondas que foram utilizadas no cálculo de H100;
THMAX	(s)	-	Período correspondente a HMAX;
TZ	(s)	-	Média dos períodos de zero ascendente;
TC	(s)	-	Média dos períodos de crista;
TMAX	(s)	-	Período máximo ocorrido no registo.

DIA	HORA	NA	HS (m)	H10 (m)	H100 (m)	HMAX (m)	HMED (m)	THS (s)	TH10 (s)	TH100 (s)	THMAX (s)	TZ (s)	TC (s)	TMAX (s)
01	00-00	217	1.80	2.17	2.74	2.74	1.11	11.1	11.2	11.3	11.7	8.3	4.5	18.8
01	03-00	226	1.89	2.28	2.82	2.83	1.20	10.1	10.7	9.8	9.4	7.9	4.6	16.4
01	09-00	178	2.35	2.91	3.53	3.56	1.46	13.6	13.7	13.3	14.8	10.0	6.0	19.5
01	12-00	190	2.41	2.97	3.73	3.86	1.43	13.2	13.2	13.7	14.1	9.4	4.7	17.2
01	15-00	185	2.31	2.87	3.68	3.82	1.41	13.0	13.1	12.9	14.1	9.6	4.9	18.8
01	18-00	178	2.30	2.86	3.74	3.88	1.43	12.9	12.6	12.5	13.3	10.0	5.1	18.0
01	21-00	207	1.80	2.19	2.88	3.21	1.12	11.9	12.2	11.7	11.7	8.6	4.8	16.4
02	00-00	246	1.97	2.55	2.97	3.07	1.14	11.2	11.9	11.7	11.7	7.2	4.3	15.6
02	09-00	254	1.72	2.12	2.71	2.86	1.07	9.9	10.9	11.5	10.9	7.0	4.6	14.8
02	12-00	239	1.68	2.06	2.33	2.36	1.04	10.3	11.0	11.7	11.7	7.5	4.4	14.8
02	15-00	226	1.86	2.45	3.06	3.11	1.13	11.9	13.2	13.7	14.1	7.9	4.3	18.8
02	18-00	214	1.90	2.40	2.90	2.97	1.18	12.0	13.2	14.5	13.3	8.4	4.6	17.2
02	21-00	216	1.80	2.18	2.67	2.69	1.14	11.5	12.2	12.5	11.7	8.3	4.8	18.0
03	00-00	219	1.73	2.18	2.59	2.63	1.08	11.5	12.7	12.9	12.5	8.2	4.9	16.4
03	15-00	270	1.99	2.44	3.15	3.35	1.31	8.9	9.0	8.1	8.6	6.6	4.3	15.6
03	18-00	275	2.10	2.50	2.88	2.91	1.38	8.9	9.0	7.8	7.8	6.5	4.1	13.3
03	21-00	264	3.10	4.01	5.23	5.77	1.90	8.7	8.8	8.3	8.6	6.8	4.8	12.5
04	00-00	244	3.27	4.10	5.34	5.65	2.08	9.3	9.2	8.6	9.4	7.3	4.9	12.5
04	03-00	252	2.75	3.37	4.02	4.42	1.77	9.1	9.4	9.9	9.4	7.1	4.6	14.1
04	15-00	231	2.53	3.07	4.02	4.05	1.61	9.6	9.2	10.2	10.2	7.7	4.9	14.1
04	21-00	235	2.26	2.87	3.97	4.19	1.35	9.8	9.7	10.2	10.2	7.6	4.9	13.3
05	00-00	238	2.21	2.73	3.41	3.47	1.32	9.8	9.6	8.2	7.8	7.5	5.0	13.3
05	03-00	221	2.46	3.10	3.88	3.91	1.54	9.5	9.6	9.0	8.6	8.1	5.7	13.3
05	09-00	251	1.98	2.50	3.35	3.69	1.19	9.6	10.1	10.7	10.9	7.1	4.7	13.3
05	18-00	209	2.36	2.96	3.91	4.18	1.45	10.2	10.1	10.2	9.4	8.6	5.7	14.8
05	21-00	201	2.32	2.86	3.67	3.93	1.47	10.8	10.8	10.5	10.2	8.9	5.6	16.4
06	00-00	206	2.40	2.94	3.68	3.92	1.47	10.5	10.6	11.3	10.9	8.7	5.4	14.1
06	03-00	209	2.33	3.13	4.35	4.67	1.43	10.8	11.0	11.3	10.9	8.5	5.4	15.6
06	18-00	230	1.77	2.19	2.81	2.89	1.12	10.4	10.8	11.3	10.9	7.8	4.5	14.8
06	21-00	206	1.72	2.12	2.74	2.86	1.07	11.1	11.2	10.9	10.9	8.7	5.4	14.8
07	00-00	210	1.81	2.19	2.84	3.04	1.13	10.8	10.7	11.3	10.9	8.5	5.3	15.6
07	15-00	222	1.79	2.21	3.07	3.15	1.14	9.7	9.7	10.2	10.2	8.0	5.5	14.8
07	18-00	223	1.82	2.27	2.86	3.03	1.14	9.9	9.4	10.9	10.9	8.0	5.5	14.1
07	21-00	241	1.87	2.31	2.80	2.82	1.12	9.7	9.4	10.2	10.9	7.4	4.4	14.1
08	09-00	269	2.26	2.86	3.74	3.88	1.43	8.7	9.3	8.9	7.8	6.7	4.5	13.3
08	12-00	279	2.37	2.85	3.53	3.84	1.54	8.1	8.3	9.1	9.4	6.4	4.4	12.5
08	15-00	281	2.63	3.32	4.54	4.70	1.69	8.1	8.1	8.1	7.8	6.4	4.5	12.5
08	21-00	260	3.31	4.06	4.98	5.12	2.07	8.4	8.5	8.9	9.4	6.9	5.0	13.3
09	03-00	239	4.11	5.10	6.14	6.18	2.62	9.0	9.0	8.2	8.6	7.5	5.3	13.3
09	09-00	235	3.86	4.66	6.03	6.77	2.56	9.1	9.2	9.8	8.6	7.6	5.5	14.1
09	12-00	253	3.56	4.53	6.73	7.14	2.21	8.9	8.8	8.1	8.6	7.1	5.2	12.5
09	15-00	255	3.62	4.53	5.55	5.71	2.26	9.0	8.8	10.2	10.2	7.0	5.2	13.3
09	21-00	250	4.08	4.97	6.09	6.75	2.52	8.9	8.6	9.6	9.4	7.1	5.3	14.8
10	03-57	210	4.70	5.64	6.51	6.66	3.11	10.1	10.2	10.9	11.7	8.5	5.8	15.6
10	04-38	216	4.70	5.66	6.58	6.77	3.08	10.3	10.3	10.5	10.2	8.3	5.7	14.1

DIA	HORA	NA	HS (m)	H10 (m)	H100 (m)	HMAX (m)	HMED (m)	THS (s)	TH10 (s)	TH100 (s)	THMAX (s)	TZ (s)	TC (s)	TMAX (s)
10	06-34	216	5.13	6.55	8.92	9.96	3.14	10.7	10.7	11.3	9.4	8.2	5.6	16.4
10	07-04	208	5.22	6.60	9.35	10.06	3.32	10.3	10.4	10.2	10.2	8.6	5.7	15.6
10	07-35	214	4.99	6.28	9.33	10.95	3.11	10.2	10.3	12.1	10.9	8.4	5.6	15.6
10	08-16	207	5.39	6.63	8.34	8.60	3.38	10.6	10.6	10.9	10.2	8.6	5.7	15.6
10	08-47	219	5.18	6.60	9.07	9.52	3.26	10.3	11.0	10.5	10.9	8.1	5.8	14.8
10	09-17	212	5.24	6.47	8.32	8.36	3.37	10.2	11.1	10.5	10.9	8.4	5.8	14.8
10	09-47	209	5.36	6.61	8.57	9.34	3.39	10.6	11.1	10.9	10.2	8.6	5.8	15.6
10	10-18	208	5.36	6.46	8.33	9.19	3.39	10.5	11.0	9.8	10.9	8.6	5.7	15.6
10	10-48	206	4.88	5.97	7.68	8.44	3.18	10.6	11.2	11.7	11.7	8.7	5.6	15.6
10	11-39	223	4.60	6.09	9.01	9.85	2.87	10.4	11.3	10.9	10.9	8.0	5.3	15.6
10	12-20	213	4.92	6.16	7.71	7.94	3.11	10.8	10.7	11.7	12.5	8.4	5.6	14.8
10	18-00	208	5.02	6.13	7.40	7.60	3.24	10.3	10.3	9.8	10.2	8.6	5.7	15.6
10	18-30	226	4.66	5.61	7.41	7.75	2.89	10.0	9.9	9.8	9.4	7.9	5.5	14.1
10	19-32	230	4.40	5.52	6.94	7.07	2.79	9.8	9.8	10.2	8.6	7.8	5.1	15.6
10	21-00	222	4.65	5.63	6.74	6.81	2.92	10.1	10.2	8.2	7.8	8.0	5.7	14.8
11	03-00	232	3.86	4.80	5.51	5.67	2.41	9.4	9.7	9.0	8.6	7.7	5.3	14.8
11	12-00	241	3.82	4.94	6.22	6.27	2.42	9.3	9.9	9.0	8.6	7.4	5.0	12.5
11	18-00	227	3.96	4.86	6.28	7.02	2.53	10.2	10.3	10.2	10.2	7.9	5.4	14.1
11	21-00	232	3.61	4.51	5.72	5.93	2.32	9.5	9.9	11.7	10.2	7.7	5.3	14.8
12	03-00	241	3.01	3.78	5.01	5.19	1.90	9.2	9.1	8.2	7.0	7.4	5.3	12.5
12	09-00	271	2.55	3.24	3.93	4.17	1.58	8.6	8.9	8.6	8.6	6.6	4.7	13.3
12	12-00	275	2.34	2.85	3.62	3.91	1.46	8.4	8.0	8.3	8.6	6.5	4.7	11.7
12	15-00	294	2.06	2.57	3.29	4.04	1.31	7.8	8.3	7.3	8.6	6.1	4.4	12.5
12	18-00	282	2.15	2.69	3.30	3.48	1.38	7.7	7.8	7.8	6.2	6.3	4.7	11.7
12	21-00	307	1.88	2.33	3.11	3.22	1.19	7.4	7.4	8.3	7.8	5.8	4.2	11.7
13	03-00	293	1.68	2.12	2.57	2.89	1.06	7.5	7.6	6.8	7.8	6.1	4.7	11.7
13	06-00	295	1.57	2.06	2.42	2.47	.99	7.5	7.2	6.8	5.5	6.1	4.7	12.5
13	12-00	282	1.40	1.73	2.10	2.18	.90	8.0	7.8	7.3	7.0	6.4	4.2	12.5
13	15-00	303	1.29	1.60	2.08	2.19	.84	7.8	8.1	8.3	10.2	5.9	4.0	12.5
13	18-00	316	1.44	1.74	2.17	2.45	.91	7.3	7.2	7.0	7.0	5.7	4.2	12.5
13	21-00	318	1.50	1.83	2.33	2.44	.99	6.8	6.7	8.1	8.6	5.6	4.0	13.3
14	03-00	320	1.39	1.71	2.22	2.30	.89	7.0	7.2	7.0	6.2	5.6	4.1	14.1
14	09-00	356	1.47	1.77	2.18	2.20	.96	6.3	6.7	8.0	8.6	5.0	3.8	12.5
14	12-00	351	1.41	1.73	2.10	2.38	.90	6.4	6.2	7.0	6.2	5.1	4.0	10.9
14	15-00	336	1.26	1.57	2.00	2.26	.80	6.7	7.1	6.8	5.5	5.3	3.9	10.9
14	18-00	316	1.22	1.55	2.10	2.22	.78	6.9	7.2	7.3	6.2	5.7	4.1	12.5
14	21-00	302	1.33	1.65	2.01	2.05	.84	7.4	8.0	7.0	7.0	5.9	4.1	13.3
15	09-00	298	1.62	2.04	2.75	2.91	1.04	7.2	7.4	6.5	5.5	6.0	4.2	13.3
15	12-00	269	1.75	2.17	2.65	2.73	1.12	8.1	8.0	8.3	7.0	6.7	4.5	12.5
15	15-00	261	1.67	2.12	2.56	2.77	1.06	8.5	8.7	8.6	8.6	6.9	4.8	12.5
15	18-00	259	1.64	2.03	2.65	2.80	1.05	8.4	8.6	8.3	7.8	6.9	5.1	14.1
15	21-00	266	1.53	1.89	2.34	2.45	.96	8.2	8.4	8.3	8.6	6.7	4.8	12.5
16	03-00	276	1.36	1.66	2.00	2.02	.87	8.0	8.3	7.8	7.0	6.5	4.8	13.3
16	09-00	296	1.43	1.79	2.18	2.24	.86	8.5	8.3	7.8	7.8	6.1	4.2	12.5
16	12-00	285	1.34	1.69	2.17	2.26	.84	8.5	8.9	8.3	8.6	6.3	4.2	12.5

DIA	HORA	NA	HS (m)	H10 (m)	H100 (m)	HMAX (m)	HMED (m)	THS (s)	TH10 (s)	TH100 (s)	THMAX (s)	TZ (s)	TC (s)	TMAX (s)
16	15-00	241	1.50	1.84	2.67	2.77	.97	8.9	9.1	9.0	9.4	7.4	4.7	12.5
16	18-00	236	1.32	1.56	1.90	1.96	.88	9.0	9.4	10.5	10.9	7.6	4.9	13.3
16	21-00	271	1.38	1.73	2.08	2.32	.84	8.8	9.0	9.6	7.8	6.6	4.0	12.5
17	00-00	275	1.31	1.59	2.04	2.05	.82	8.6	8.7	8.3	8.6	6.5	4.0	11.7
17	03-00	292	1.14	1.47	1.79	1.87	.73	8.1	8.7	8.9	8.6	6.1	3.8	11.7
17	06-00	282	1.14	1.42	1.77	1.89	.71	8.5	8.8	8.1	9.4	6.4	4.3	12.5
17	09-00	308	1.13	1.44	1.91	2.10	.70	7.8	8.3	9.6	8.6	5.8	3.9	11.7
17	12-00	306	.93	1.21	1.59	1.62	.57	7.9	8.7	7.6	7.0	5.9	4.0	12.5
17	15-00	318	.86	1.10	1.45	1.56	.52	8.4	8.3	9.4	10.2	5.6	3.4	14.8
17	18-00	309	.75	.90	1.10	1.16	.47	7.8	8.4	8.6	7.8	5.8	3.7	11.7
18	00-00	312	.67	.83	1.10	1.16	.41	7.7	8.4	8.6	8.6	5.8	3.5	12.5
18	03-00	349	.61	.78	1.04	1.24	.37	7.8	9.1	8.9	9.4	5.1	3.1	14.1
18	21-00	330	.57	.73	.91	1.03	.35	8.4	9.4	9.9	10.9	5.4	3.3	13.3
19	03-00	429	.53	.67	.85	.92	.34	6.0	7.2	9.8	10.2	4.2	2.8	13.3
19	15-00	376	.61	.76	.90	.95	.39	6.9	7.8	6.8	4.7	4.8	3.2	10.9
19	18-00	352	.59	.75	.97	1.17	.37	7.3	8.4	10.0	8.6	5.1	3.4	13.3
19	21-00	342	.59	.74	1.00	1.03	.37	7.3	8.0	8.3	8.6	5.2	3.4	11.7
20	03-00	357	.69	.85	.98	1.09	.44	7.2	7.9	9.4	9.4	5.0	3.2	11.7
20	09-00	363	.71	.90	1.11	1.16	.43	7.3	8.1	9.4	10.2	4.9	3.1	12.5
20	12-00	343	.71	.89	1.24	1.28	.46	7.3	8.4	9.4	10.2	5.2	3.3	10.9
20	15-00	380	.70	.90	1.13	1.18	.45	6.7	7.7	8.2	6.2	4.7	3.2	10.9
20	18-00	298	.70	.87	1.08	1.14	.45	7.0	7.6	6.5	6.2	5.0	3.4	11.7
20	21-00	336	.67	.84	1.07	1.11	.43	7.1	7.6	6.8	6.2	5.3	3.7	13.3
21	00-00	365	.79	.99	1.21	1.23	.52	6.1	6.5	6.4	8.6	4.9	3.6	11.7
21	03-00	360	.74	.94	1.16	1.22	.47	6.5	7.2	7.4	10.2	5.0	3.7	10.9
21	06-00	349	.66	.82	1.09	1.16	.42	6.3	6.6	7.0	6.2	5.1	3.9	11.7
21	09-00	315	.65	.80	.98	1.01	.42	7.3	7.3	6.8	5.5	5.7	3.9	12.5
21	15-00	333	.97	1.22	1.48	1.62	.61	7.0	7.6	7.3	7.8	5.4	3.6	10.9
21	18-00	336	.82	1.01	1.29	1.37	.54	6.9	7.4	7.0	8.6	5.3	3.9	12.5
21	21-00	292	.98	1.24	1.53	1.56	.63	7.9	7.6	7.8	7.8	6.1	4.3	14.1
22	03-00	233	1.70	2.21	3.08	3.08	1.09	8.9	8.6	8.6	8.6	7.7	5.6	11.7
22	09-00	234	1.72	2.19	2.97	3.02	1.09	9.0	9.1	9.4	9.4	7.6	5.9	13.3
22	12-00	233	1.56	2.01	2.47	2.54	1.02	9.1	8.7	7.8	7.8	7.7	5.6	11.7
22	15-00	231	1.51	1.90	2.77	2.95	.95	9.1	8.8	8.2	7.8	7.7	5.6	14.1
22	18-00	227	1.50	1.90	2.74	2.93	.96	9.0	9.2	9.0	8.6	7.9	6.0	14.1
22	21-00	223	1.43	1.84	2.24	2.25	.93	9.1	9.1	9.4	8.6	8.0	5.8	14.1
23	03-00	146	1.18	1.43	1.96	1.96	.75	8.8	8.8	6.2	6.2	7.6	5.4	12.5
23	09-00	236	.99	1.23	1.71	1.78	.65	8.9	8.6	9.4	9.4	7.6	5.8	14.1
23	15-00	132	.89	1.12	1.51	1.51	.55	9.2	9.5	10.2	10.2	7.2	4.4	13.3
23	18-00	174	.94	1.17	1.47	1.51	.60	9.2	9.3	9.8	9.4	7.8	5.5	14.1
23	21-00	228	.90	1.11	1.38	1.42	.56	9.8	9.6	10.5	10.9	7.8	5.2	15.6
24	03-00	215	.95	1.14	1.30	1.30	.62	10.0	10.0	9.4	8.6	8.3	5.3	14.8
24	09-00	254	1.04	1.30	1.48	1.55	.62	10.3	10.5	10.7	10.2	7.0	4.0	15.6
24	12-00	240	1.07	1.36	1.70	1.77	.66	9.9	10.7	10.9	10.9	7.4	3.8	14.8
24	15-00	262	1.13	1.48	1.81	1.82	.68	9.9	10.6	10.9	10.2	6.8	3.8	13.3

DIA	HORA	NA	HS (m)	H10 (m)	H100 (m)	HMAX (m)	HMED (m)	THS (s)	TH10 (s)	TH100 (s)	THMAX (s)	TZ (s)	TC (s)	TMAX (s)
24	18-00	254	1.02	1.26	1.56	1.68	.63	9.7	9.7	10.9	10.9	7.1	3.9	15.6
24	21-00	260	.91	1.16	1.45	1.57	.56	9.2	9.5	10.2	9.4	6.9	3.9	14.8
25	03-00	332	.77	.95	1.10	1.15	.51	7.4	8.6	7.6	8.6	5.4	3.7	13.3
25	15-00	347	.91	1.14	1.52	1.53	.59	7.1	8.3	8.9	6.2	5.2	3.6	14.1
25	18-00	339	1.08	1.35	1.70	1.75	.71	6.9	7.2	8.3	9.4	5.3	3.5	14.1
25	21-00	320	1.09	1.41	1.74	1.80	.70	7.9	11.0	12.5	12.5	5.6	3.5	16.4
26	09-00	219	2.13	2.84	3.99	4.25	1.25	12.7	14.4	14.5	13.3	8.2	4.1	19.5
26	12-00	226	1.90	2.43	3.32	3.65	1.13	12.4	13.5	14.5	15.6	7.9	4.1	17.2
26	18-00	220	1.74	2.13	2.68	2.76	1.06	11.8	11.9	11.7	11.7	8.1	4.2	18.0
26	21-00	207	1.74	2.14	2.74	2.88	1.04	12.0	12.4	11.7	12.5	8.6	4.5	16.4
27	00-00	219	1.67	2.05	2.83	2.97	1.00	11.6	11.5	12.1	13.3	8.1	4.2	16.4
27	03-00	211	1.84	2.25	2.75	2.82	1.13	11.7	11.8	11.7	10.9	8.5	4.7	15.6
27	12-00	264	1.47	1.85	2.47	2.60	.90	9.4	10.5	11.7	10.9	6.8	4.3	14.1
27	15-00	265	1.15	1.46	1.86	1.90	.73	8.9	9.2	9.6	8.6	6.7	4.8	14.1
27	18-00	260	1.24	1.56	1.91	2.01	.76	9.8	10.0	9.6	9.4	6.9	4.2	14.8
27	21-00	240	1.52	1.85	2.64	3.00	.94	10.2	10.1	9.8	9.4	7.5	4.7	14.1
28	12-00	304	.98	1.28	1.56	1.66	.60	8.3	9.1	9.9	9.4	5.9	3.5	13.3
28	15-00	312	1.02	1.26	1.54	1.62	.65	7.9	9.0	9.1	8.6	5.8	3.8	13.3
28	18-00	303	.93	1.15	1.43	1.55	.57	8.0	8.5	9.6	7.8	5.9	4.0	12.5
28	21-00	367	1.03	1.27	1.64	1.79	.66	6.6	6.9	7.6	7.0	4.9	3.4	12.5
29	03-00	373	1.18	1.44	1.88	2.01	.75	5.8	6.0	6.2	7.0	4.8	3.6	10.9
29	09-00	353	1.65	2.06	2.55	2.63	1.06	5.7	5.7	5.9	5.5	5.1	3.9	9.4
29	12-00	354	1.59	1.97	2.33	2.39	1.05	5.8	5.7	5.9	5.5	5.1	4.2	8.6
29	18-00	348	1.45	1.81	2.49	2.75	.93	6.0	6.1	6.2	6.2	5.2	4.2	10.9
29	21-00	358	1.60	1.99	2.46	2.63	1.00	5.9	6.2	6.6	4.7	5.0	4.0	10.2
30	00-00	355	1.57	1.98	2.60	2.83	1.00	6.1	6.1	5.9	6.2	5.0	4.2	10.2
30	03-00	326	1.62	2.00	2.48	2.60	1.04	6.7	6.9	6.8	7.8	5.5	4.2	10.2
30	06-00	325	1.56	1.94	2.53	2.65	.97	6.9	7.0	6.8	6.2	5.5	4.2	10.2
30	12-00	329	1.58	1.99	2.78	3.00	.99	6.9	6.6	6.2	5.5	5.4	4.2	10.9
30	15-00	334	1.43	1.79	2.36	2.42	.89	7.2	7.0	7.6	7.8	5.4	4.0	11.7
30	18-00	312	1.47	1.86	2.69	2.83	.93	7.1	6.8	6.8	7.0	5.8	4.2	11.7
30	21-00	311	1.52	1.91	2.56	2.73	.97	7.3	7.2	6.5	5.5	5.8	4.1	11.7

DIA	HORA	NA	HS (m)	H10 (m)	H100 (m)	HMAX (m)	HMED (m)	THS (s)	TH10 (s)	TH100 (s)	THMAX (s)	TZ (s)	TC (s)	TMAX (s)
01	00-00	306	1.38	1.67	2.07	2.16	.91	7.3	7.5	7.0	7.8	5.8	4.4	11.7
01	03-00	288	1.28	1.61	2.03	2.11	.82	7.8	7.7	8.3	9.4	6.2	4.4	13.3
01	09-00	283	1.18	1.40	1.73	1.84	.78	7.6	7.4	7.3	7.8	6.3	4.4	11.7
01	12-00	308	1.17	1.47	1.87	2.07	.71	7.5	7.6	8.1	7.8	5.8	4.2	11.7
01	15-00	330	.96	1.17	1.44	1.46	.59	7.0	7.4	7.6	7.0	5.4	3.7	12.5
01	18-00	300	.93	1.18	1.56	1.74	.58	7.3	7.5	8.1	7.8	6.0	4.1	12.5
01	21-00	295	.94	1.17	1.37	1.42	.59	7.2	7.5	7.6	7.8	6.1	4.2	12.5
02	00-00	303	1.13	1.43	1.86	1.94	.72	7.4	7.3	7.3	6.2	5.9	4.4	12.5
02	03-00	361	1.08	1.42	1.78	2.02	.68	6.3	6.7	7.2	8.6	5.0	3.8	11.7
02	09-00	354	1.17	1.48	1.94	2.11	.76	6.2	6.3	6.6	7.0	5.1	3.7	14.1
02	12-00	316	1.48	1.85	2.29	2.41	.95	6.7	6.7	6.5	5.5	5.7	4.2	10.9
02	15-00	286	1.43	1.80	2.37	2.59	.91	7.5	7.5	8.9	9.4	6.2	4.4	12.5
02	18-00	254	1.59	2.03	2.48	2.58	1.03	8.5	8.9	8.3	8.6	7.0	4.8	14.1
02	21-00	249	1.96	2.53	3.63	3.82	1.24	9.1	8.8	9.4	10.2	7.2	4.9	13.3
03	00-00	233	2.27	2.81	3.60	3.65	1.43	9.2	9.6	9.4	8.6	7.7	5.3	15.6
03	03-00	211	2.12	2.70	3.66	3.83	1.36	10.0	10.2	9.8	9.4	8.5	5.5	14.8
03	09-00	194	2.78	3.58	4.95	5.01	1.72	11.4	11.4	11.3	10.9	9.2	6.1	17.2
03	12-00	209	2.62	3.25	4.15	4.85	1.64	10.7	10.5	9.8	9.4	8.6	4.9	16.4
03	18-00	211	2.86	3.54	4.24	4.26	1.80	10.3	10.5	10.2	10.9	8.5	5.2	14.1
03	21-00	197	2.92	3.62	4.46	4.57	1.91	10.8	11.2	10.5	10.9	9.0	5.9	15.6
04	03-00	196	2.88	3.47	4.23	4.23	1.86	11.4	11.3	11.3	10.2	9.1	5.8	14.8
04	18-00	217	2.59	3.25	4.64	5.02	1.63	10.1	10.3	10.9	11.7	8.2	5.6	14.1
04	21-00	220	2.31	2.77	3.43	3.44	1.47	9.7	9.8	10.5	10.2	8.1	5.0	16.4
05	03-00	201	2.09	2.62	3.36	3.51	1.35	10.8	10.3	11.3	11.7	8.9	5.7	17.2
05	09-00	223	1.89	2.31	2.76	2.77	1.17	10.3	10.5	12.1	11.7	8.0	5.5	16.4
05	15-00	206	1.83	2.30	2.93	2.94	1.20	10.4	10.5	10.2	9.4	8.6	5.4	14.1
05	18-00	201	2.18	2.75	4.00	4.30	1.37	10.8	10.7	10.9	10.9	8.9	5.8	21.9
05	21-00	198	2.02	2.51	3.57	3.96	1.33	10.6	11.1	10.5	10.2	9.0	5.9	14.8
06	00-00	215	1.81	2.15	2.51	2.55	1.17	10.5	11.0	10.9	11.7	8.3	5.7	14.8
06	12-00	203	1.74	2.15	2.66	2.80	1.12	10.9	11.1	10.9	10.9	8.8	5.5	15.6
06	15-00	216	1.86	2.42	3.01	3.11	1.11	10.6	10.3	10.2	10.2	8.3	4.6	14.8
06	18-00	214	1.76	2.20	2.73	2.77	1.09	10.9	11.0	10.9	10.9	8.4	4.9	14.8
06	21-00	204	1.76	2.22	2.81	2.88	1.10	10.4	10.1	9.8	10.2	8.8	5.7	15.6
07	03-00	211	1.50	1.93	2.93	3.22	.92	10.6	10.6	10.2	9.4	8.5	5.0	15.6
07	09-00	222	1.49	1.88	2.51	2.74	.93	10.3	10.0	10.9	10.2	8.1	5.1	15.6
07	12-00	236	1.41	1.72	2.24	2.59	.92	9.0	9.7	9.0	9.4	7.6	5.2	14.8
07	15-00	239	1.33	1.61	1.98	2.18	.83	9.2	9.3	9.8	8.6	7.5	5.0	15.6
07	18-00	226	1.34	1.66	2.18	2.39	.86	9.7	10.3	10.9	10.9	7.9	5.6	14.1
07	21-00	236	1.20	1.49	1.98	2.06	.74	9.4	9.5	8.6	8.6	7.6	5.2	14.1
08	03-00	303	.93	1.17	1.34	1.39	.58	8.4	9.1	9.1	10.2	5.9	3.6	13.3
08	09-00	370	.83	1.05	1.45	1.70	.54	6.7	8.3	9.8	9.4	4.8	3.3	11.7
08	18-00	406	.91	1.14	1.44	1.56	.60	5.5	5.8	8.0	9.4	4.4	3.3	10.9
08	21-00	403	.95	1.19	1.52	1.63	.63	5.6	5.9	5.5	4.7	4.5	3.3	10.2
09	15-00	274	1.98	2.51	3.31	3.65	1.21	7.9	7.8	7.3	7.0	6.6	4.6	12.5
10	00-00	270	1.67	2.11	2.81	3.39	1.03	8.5	8.5	8.6	9.4	6.6	4.7	14.1

DIA	HORA	NA	HS (m)	H10 (m)	H100 (m)	HMAX (m)	HMED (m)	THS (s)	TH10 (s)	TH100 (s)	THMAX (s)	TZ (s)	TC (s)	TMAX (s)
10	03-00	273	1.86	2.34	3.06	3.50	1.17	7.9	7.7	7.6	8.6	6.6	5.1	10.9
10	09-00	263	1.75	2.23	2.74	2.92	1.12	8.3	8.3	7.8	7.8	6.8	5.1	14.1
10	12-00	268	1.72	2.13	2.96	3.28	1.10	8.8	8.8	8.9	9.4	6.7	4.5	11.7
10	15-00	284	1.81	2.18	2.72	2.75	1.13	8.3	8.4	7.6	7.8	6.3	4.3	14.1
10	18-00	284	1.61	2.04	2.62	2.83	1.02	8.0	8.1	8.9	8.6	6.3	4.2	11.7
10	21-00	248	2.23	2.74	3.17	3.21	1.43	8.2	8.1	8.2	7.8	7.2	5.4	12.5
11	00-00	235	1.94	2.40	3.01	3.03	1.24	8.7	8.6	8.6	9.4	7.6	5.2	12.5
11	03-00	239	1.83	2.38	3.41	3.64	1.09	9.2	9.2	9.0	8.6	7.5	4.9	13.3
11	09-00	238	2.04	2.56	3.37	3.38	1.30	9.2	9.3	9.4	10.2	7.5	5.2	12.5
11	18-00	255	1.74	2.12	2.59	2.62	1.10	8.9	9.1	8.9	7.8	7.0	4.4	12.5
11	21-00	247	1.77	2.23	2.67	2.68	1.10	9.3	9.7	9.4	9.4	7.3	4.7	14.1
12	00-00	259	1.51	1.87	2.56	2.96	.96	8.7	8.6	8.6	9.4	6.9	4.2	14.1
12	03-00	239	1.54	1.89	2.43	2.57	.99	9.3	9.9	10.9	10.2	7.5	4.8	13.3
12	12-00	281	1.40	1.82	2.29	2.41	.85	8.5	8.8	8.6	7.8	6.4	4.1	12.5
12	15-00	284	1.49	1.84	2.18	2.25	.92	8.6	9.0	9.6	9.4	6.3	4.1	13.3
12	18-00	249	1.52	1.83	2.47	2.49	1.00	9.1	8.8	9.4	8.6	7.2	4.5	14.1
12	21-00	261	1.61	1.98	2.44	2.59	1.03	8.8	8.6	9.1	8.6	6.8	4.9	12.5
13	03-00	282	1.13	1.38	1.63	1.67	.71	8.1	7.9	7.6	7.8	6.4	4.3	12.5
13	09-00	288	1.22	1.49	1.78	1.88	.79	7.8	8.1	7.8	7.8	6.2	4.5	12.5
13	12-00	286	1.14	1.45	1.81	1.96	.72	7.5	7.3	7.3	7.0	6.3	4.6	10.9
13	15-00	276	.91	1.17	1.52	1.73	.59	7.8	8.0	8.1	8.6	6.5	4.6	13.3
13	18-00	279	1.28	1.57	1.84	1.93	.83	7.4	7.4	7.6	7.8	6.4	4.8	11.7
13	21-00	264	1.54	1.89	2.22	2.33	.98	7.7	7.6	7.8	7.8	6.8	4.8	12.5
14	06-00	281	1.21	1.53	2.02	2.13	.77	7.7	7.6	7.6	7.0	6.4	4.6	13.3
14	09-00	294	1.30	1.62	1.82	1.84	.82	7.4	7.6	7.6	7.8	6.1	4.2	11.7
14	12-00	306	1.37	1.65	2.14	2.25	.88	7.0	7.0	7.6	8.6	5.9	4.0	10.2
14	15-00	339	1.12	1.41	1.89	2.04	.70	7.0	6.9	7.3	8.6	5.3	3.7	9.4
14	18-00	308	1.17	1.42	1.71	1.82	.75	7.2	7.2	7.6	7.8	5.8	4.2	11.7
14	21-00	317	1.32	1.62	1.88	1.90	.84	6.9	7.0	7.6	7.0	5.6	4.2	10.9
15	03-00	366	.89	1.11	1.39	1.45	.57	6.6	6.8	7.6	7.8	4.9	3.4	10.9
15	06-00	293	1.24	1.56	2.04	2.15	.79	7.1	7.2	7.3	7.0	6.1	4.7	12.5
15	09-00	336	1.26	1.54	1.88	2.07	.79	6.6	6.3	7.6	7.0	5.3	4.1	10.9
15	12-00	344	1.20	1.50	1.82	1.95	.76	6.5	6.7	7.3	9.4	5.2	3.7	11.7
15	15-00	343	.99	1.23	1.53	1.59	.63	6.5	6.9	7.3	7.8	5.2	3.7	10.9
15	18-00	304	1.08	1.31	1.51	1.54	.69	7.1	6.9	6.2	6.2	5.9	4.5	11.7
15	21-00	350	1.01	1.25	1.46	1.50	.65	6.4	6.5	5.5	6.2	5.1	3.8	10.9
16	00-00	323	1.09	1.36	1.52	1.56	.71	6.7	7.0	5.7	5.5	5.5	4.0	12.5
16	03-00	322	.83	1.05	1.45	1.70	.54	6.6	6.5	5.7	7.0	5.6	4.2	11.7
16	06-00	284	1.08	1.35	1.74	1.94	.69	7.2	7.1	7.0	7.8	6.3	4.9	13.3
16	09-00	294	1.14	1.43	1.80	1.98	.73	7.2	7.3	7.0	7.0	6.1	4.6	12.5
16	15-00	353	1.09	1.38	1.86	2.04	.66	6.8	7.2	8.4	7.8	5.1	3.7	10.9
16	18-00	314	1.06	1.28	1.60	1.69	.66	7.6	7.8	8.6	7.0	5.7	3.7	12.5
17	00-00	287	1.29	1.56	1.87	1.98	.84	7.7	7.8	8.9	10.2	6.2	4.5	12.5
17	03-00	293	1.29	1.60	1.96	2.15	.83	7.3	7.5	8.1	7.8	6.1	4.4	11.7
17	09-00	316	1.24	1.55	1.94	1.98	.78	7.1	7.4	7.0	7.8	5.7	4.0	11.7

DIA	HORA	NA	HS (m)	H10 (m)	H100 (m)	HMAX (m)	HMED (m)	THS (s)	TH10 (s)	TH100 (s)	THMAX (s)	TZ (s)	TC (s)	TMAX (s)
17	12-00	314	1.26	1.62	2.11	2.15	.80	7.2	7.0	6.5	7.0	5.7	4.1	12.5
17	15-00	305	1.27	1.57	1.96	2.09	.80	7.8	8.6	7.8	7.8	5.9	4.0	14.8
17	21-00	257	1.49	1.85	2.51	3.10	.96	8.7	8.6	9.1	9.4	7.0	4.8	14.8
18	03-00	240	1.58	2.04	2.95	2.97	1.01	9.1	9.2	10.2	10.2	7.5	5.5	14.8
18	15-00	223	1.39	1.66	2.11	2.27	.90	9.5	9.3	9.8	9.4	8.0	5.3	14.8
18	18-00	229	1.43	1.74	2.31	2.40	.93	9.6	9.3	9.4	9.4	7.8	5.1	15.6
18	21-00	241	1.43	1.76	2.20	2.22	.89	9.4	9.5	10.2	10.9	7.4	5.0	14.8
19	15-00	276	1.21	1.50	1.92	2.28	.78	7.8	7.4	8.1	8.6	6.5	5.0	12.5
19	18-00	258	1.36	1.67	2.08	2.15	.88	8.1	7.9	8.1	8.6	7.0	5.0	13.3
19	21-00	259	1.28	1.58	1.90	1.99	.80	8.4	8.3	8.6	9.4	6.9	4.8	11.7
20	03-00	246	1.59	1.98	2.51	2.54	.98	9.1	9.2	8.6	9.4	7.3	4.9	13.3
20	09-00	296	1.39	1.74	2.16	2.19	.85	8.2	8.5	8.6	7.8	6.0	4.2	12.5
20	18-00	291	1.58	2.00	2.60	2.92	.98	8.2	8.8	8.6	7.8	6.2	4.1	12.5
20	21-00	302	1.60	2.04	2.53	2.66	.97	8.3	8.8	9.1	10.9	5.9	3.8	14.1
21	03-00	255	1.91	2.32	2.95	3.33	1.22	9.8	10.0	8.6	7.8	7.0	4.3	12.5
21	09-00	282	1.78	2.19	2.56	2.73	1.12	8.3	8.8	7.3	8.6	6.3	4.2	14.1
21	12-00	263	1.95	2.45	2.99	3.11	1.26	8.6	9.0	9.1	10.9	6.8	4.5	13.3
21	15-00	236	2.54	3.14	3.78	3.88	1.53	9.9	9.9	9.8	10.2	7.6	4.6	15.6
21	18-00	221	2.34	2.84	3.36	3.63	1.49	10.0	10.2	10.2	9.4	8.1	5.0	14.1
21	21-00	213	2.79	3.48	4.21	4.30	1.73	10.4	10.4	10.2	10.2	8.4	5.4	14.8
22	00-00	211	2.60	3.32	4.40	4.49	1.61	10.4	10.3	9.8	10.2	8.5	5.7	15.6
22	03-00	217	2.31	2.90	3.89	3.93	1.46	10.0	10.6	10.5	10.2	8.2	5.4	13.3
22	09-00	214	2.26	2.80	3.43	3.46	1.43	10.4	10.5	11.3	12.5	8.3	5.4	14.8
22	12-00	202	2.77	3.54	4.30	4.41	1.69	11.1	11.1	10.9	10.9	8.8	5.8	14.8
22	15-00	193	2.88	3.56	4.60	4.62	1.76	10.9	11.3	10.5	10.2	9.2	6.3	14.8
22	18-00	189	2.78	3.47	4.05	4.08	1.74	11.1	11.4	10.9	10.9	9.5	6.6	17.2
22	21-00	174	3.05	3.79	4.58	4.84	2.01	11.4	10.8	10.9	10.9	10.3	6.5	18.8
23	00-00	194	2.51	3.07	3.55	3.57	1.61	11.0	11.0	11.7	11.7	9.2	5.3	16.4
23	03-00	196	2.62	3.23	3.89	3.94	1.64	11.5	11.5	10.5	10.2	9.1	4.7	16.4
23	06-00	246	1.81	2.22	2.51	2.56	1.08	10.4	10.6	10.5	8.6	7.3	3.7	14.8
23	09-00	207	2.14	2.66	3.87	4.06	1.29	11.1	11.0	10.5	10.9	8.7	4.4	16.4
23	12-00	223	1.84	2.39	3.22	3.34	1.12	10.8	11.0	10.5	10.2	8.0	4.8	14.8
23	21-00	198	1.37	1.73	2.07	2.08	.86	11.4	11.6	12.5	12.5	9.0	5.1	15.6
24	00-00	189	1.49	1.91	2.56	2.57	.94	11.1	11.1	10.5	11.7	9.4	5.6	16.4
24	03-00	188	1.74	2.11	2.53	2.58	1.07	11.0	11.1	10.5	10.2	9.5	6.3	15.6
24	09-00	112	1.32	1.63	1.90	1.90	.80	10.6	10.2	9.4	9.4	8.7	4.6	14.8
24	12-00	215	1.40	1.77	2.30	2.40	.80	11.4	11.4	12.5	11.7	8.3	4.7	17.2
24	15-00	200	1.17	1.42	1.77	1.81	.72	11.0	11.1	10.2	9.4	8.9	5.3	15.6
24	18-00	197	1.32	1.59	1.98	2.07	.84	11.2	11.0	11.3	10.9	9.0	5.0	15.6
24	21-00	199	1.13	1.38	1.76	1.94	.71	11.0	11.3	10.5	9.4	9.0	5.1	16.4
25	03-00	208	1.07	1.30	1.73	1.83	.66	11.2	11.2	10.5	10.2	8.6	4.5	17.2
25	15-00	245	1.00	1.28	1.54	1.56	.57	10.3	10.8	10.2	10.2	7.3	4.1	13.3
25	18-00	227	.94	1.17	1.47	1.50	.60	10.3	10.4	9.0	9.4	7.9	3.9	14.8
25	21-00	222	.86	1.09	1.40	1.41	.55	9.7	9.9	10.2	9.4	8.1	5.1	14.1
26	00-00	195	.81	.99	1.30	1.34	.53	9.5	9.7	9.4	9.4	8.2	5.3	14.1

DIA	HORA	NA	HS (m)	H10 (m)	H100 (m)	HMAX (m)	HMED (m)	THS (s)	TH10 (s)	TH100 (s)	THMAX (s)	TZ (s)	TC (s)	TMAX (s)
26	03-00	139	.75	.93	1.16	1.16	.47	10.0	10.0	8.6	8.6	7.9	4.4	14.1
26	09-00	227	.89	1.11	1.38	1.46	.57	9.5	9.5	9.8	10.2	7.9	4.5	14.1
26	12-00	241	.73	.92	1.14	1.16	.45	9.2	9.3	8.6	8.6	7.4	5.0	14.8
26	15-00	228	.71	.92	1.09	1.11	.45	9.7	9.7	10.5	10.2	7.8	5.0	14.1
26	18-00	232	.75	.96	1.31	1.36	.47	9.8	9.9	10.5	10.2	7.7	4.8	14.8
26	21-00	223	.91	1.18	1.46	1.51	.57	9.7	9.8	10.5	10.2	8.0	5.2	14.8
27	00-00	219	.75	.89	1.05	1.06	.50	9.7	10.2	9.8	10.9	8.2	5.3	13.3
27	09-00	316	.77	.98	1.30	1.48	.47	8.2	9.0	10.4	9.4	5.7	3.4	12.5
27	12-00	305	.76	.98	1.28	1.34	.47	8.6	10.2	10.9	10.9	5.9	3.7	13.3
27	15-00	326	.76	.94	1.21	1.32	.48	7.7	8.5	9.1	10.2	5.5	3.7	12.5
27	18-00	293	.83	1.02	1.26	1.36	.53	8.2	8.6	8.1	9.4	6.1	4.0	12.5
27	21-00	283	.88	1.07	1.29	1.31	.56	8.3	9.0	10.2	10.2	6.3	4.2	12.5
28	00-00	306	.86	1.07	1.29	1.31	.54	8.0	8.6	8.3	8.6	5.9	4.0	11.7
28	03-00	288	.80	1.02	1.31	1.35	.51	7.9	8.4	8.6	9.4	6.2	4.2	13.3
28	12-00	274	.83	1.02	1.26	1.39	.53	8.2	8.5	8.6	7.8	6.5	4.5	12.5
28	15-00	270	.95	1.16	1.40	1.42	.62	7.8	8.1	7.6	7.0	6.6	4.9	11.7
28	18-00	299	1.16	1.41	1.69	1.73	.75	7.3	7.5	7.0	7.0	6.0	4.4	12.5
28	21-00	322	1.17	1.41	1.84	2.04	.76	6.8	7.0	6.8	6.2	5.6	4.1	10.9
29	09-00	301	1.48	1.86	2.28	2.45	.93	7.4	7.4	7.3	7.8	6.0	4.3	13.3
29	15-00	311	1.43	1.83	2.36	2.60	.90	6.9	7.0	6.5	7.0	5.8	4.6	10.2
29	18-00	324	1.20	1.50	1.90	2.08	.75	7.0	6.9	7.0	7.8	5.5	4.4	10.2
29	21-00	326	1.21	1.51	2.06	2.46	.79	6.9	7.2	7.0	7.0	5.5	3.9	10.9
30	03-00	271	1.54	1.93	2.60	3.10	1.02	7.4	7.6	8.1	7.8	6.6	4.9	13.3
30	09-00	297	1.78	2.27	2.90	2.98	1.13	7.3	7.3	7.3	7.0	6.0	4.6	11.7
30	12-00	284	1.76	2.21	2.95	3.11	1.14	7.6	7.4	7.3	7.0	6.3	4.8	11.7
30	15-00	291	1.57	1.94	2.46	2.59	.99	7.3	7.5	6.8	6.2	6.2	4.6	10.9
30	18-00	282	1.63	2.01	2.42	2.48	1.02	7.7	7.8	7.6	7.8	6.3	4.9	12.5
31	00-00	264	1.76	2.22	2.60	2.68	1.12	7.9	8.2	8.1	7.8	6.8	5.2	11.7
31	12-00	296	1.43	1.77	2.07	2.10	.90	7.6	7.4	7.3	6.2	6.1	4.4	11.7
31	15-00	271	1.59	1.98	2.44	2.47	1.00	8.1	7.9	8.1	9.4	6.6	4.9	11.7
31	18-00	264	1.48	1.85	2.25	2.27	.93	8.0	8.1	8.6	8.6	6.8	5.1	11.7
31	21-00	240	1.81	2.15	2.89	3.20	1.18	8.3	8.2	8.6	8.6	7.4	5.3	12.5

DIA	HORA	NA	HS (m)	H10 (m)	H100 (m)	HMAX (m)	HMED (m)	THS (s)	TH10 (s)	TH100 (s)	THMAX (s)	TZ (s)	TC (s)	TMAX (s)
01	12-00	212	2.08	2.72	3.68	3.84	1.36	9.6	9.4	8.6	8.6	8.5	5.7	15.6
01	15-00	214	2.30	3.02	4.01	4.17	1.45	10.1	9.9	9.8	9.4	8.3	6.0	14.8
01	18-00	207	2.30	2.78	3.05	3.06	1.50	10.3	9.9	9.0	8.6	8.7	5.8	14.1
01	21-00	204	2.67	3.40	4.47	4.87	1.66	10.7	10.7	10.2	10.2	8.7	5.6	14.8
02	00-00	237	2.29	2.85	3.47	3.49	1.41	9.8	10.3	10.2	10.2	7.5	4.9	12.5
02	06-00	252	2.35	2.92	3.75	4.08	1.50	9.7	9.8	10.2	10.2	7.1	4.3	13.3
02	12-00	274	2.57	3.16	4.05	4.21	1.59	8.7	8.9	8.9	7.8	6.5	4.4	13.3
02	15-00	250	3.11	3.85	5.06	5.38	1.93	8.8	8.9	8.3	7.8	7.1	4.9	14.1
02	18-00	242	2.57	3.27	4.13	4.20	1.61	8.7	8.6	9.4	9.4	7.4	5.5	14.1
03	00-00	260	2.10	2.49	2.78	2.90	1.33	8.5	8.9	9.1	9.4	6.9	5.0	13.3
03	03-00	246	2.31	2.97	4.29	4.57	1.45	8.9	9.4	9.4	9.4	7.3	5.2	12.5
03	09-00	273	2.13	2.62	3.39	3.81	1.35	7.9	7.8	6.8	7.0	6.6	4.5	11.7
03	12-00	282	1.96	2.50	3.12	3.19	1.24	7.7	8.1	7.0	6.2	6.3	4.3	12.5
03	15-00	282	1.80	2.25	2.85	2.98	1.13	8.2	8.2	8.6	9.4	6.4	4.2	12.5
03	18-00	306	1.63	1.98	2.41	2.66	1.04	7.4	7.5	6.8	7.0	5.8	4.2	11.7
03	21-00	327	1.67	2.06	2.66	2.69	1.07	7.0	7.1	7.3	6.2	5.5	4.0	11.7
04	00-00	330	1.94	2.47	3.33	3.44	1.25	6.5	6.8	6.8	7.0	5.4	4.2	10.2
04	03-00	317	1.92	2.36	3.02	3.14	1.22	6.8	6.9	7.0	7.8	5.6	4.4	10.9
04	09-00	297	1.99	2.46	3.09	3.21	1.29	7.1	6.9	7.0	7.8	6.0	4.8	9.4
04	12-00	294	1.91	2.46	3.09	3.18	1.20	7.3	7.5	7.3	7.8	6.1	4.5	11.7
04	15-00	292	1.92	2.38	3.04	3.17	1.19	7.7	7.5	7.8	7.0	6.1	4.4	12.5
04	18-00	287	1.66	2.09	2.74	3.11	1.06	7.4	7.5	7.0	7.8	6.2	4.8	10.9
04	21-00	317	1.51	1.83	2.25	2.30	.97	7.1	7.4	7.8	7.0	5.6	4.1	10.2
05	00-00	344	1.35	1.71	2.30	2.51	.85	6.5	6.6	7.3	7.0	5.2	3.9	10.9
05	03-00	366	1.34	1.66	2.10	2.18	.84	6.1	6.2	5.7	5.5	4.9	3.7	11.7
05	15-00	378	1.28	1.61	2.15	2.36	.83	5.7	5.6	5.7	5.5	4.7	3.7	10.2
05	18-00	337	1.41	1.77	2.30	2.45	.91	6.3	6.4	6.5	7.0	5.3	4.2	10.2
05	21-00	346	1.41	1.74	2.34	2.45	.91	6.2	6.3	6.5	6.2	5.2	4.1	10.2
06	03-00	333	1.59	1.94	2.46	2.64	1.04	6.0	6.2	5.7	6.2	5.4	4.0	10.9
06	06-00	340	1.49	1.85	2.53	2.68	.94	6.1	5.9	5.2	4.7	5.3	4.1	8.6
06	09-00	331	1.73	2.14	2.82	3.00	1.11	6.2	6.0	6.2	6.2	5.4	4.3	9.4
06	12-00	350	1.64	2.06	2.61	2.70	1.04	5.9	6.2	6.4	6.2	5.1	4.2	9.4
06	15-00	331	1.97	2.52	3.40	3.80	1.25	6.3	6.3	6.5	5.5	5.4	4.3	9.4
06	18-00	307	2.19	2.68	3.16	3.33	1.39	6.9	6.7	6.5	6.2	5.8	4.6	10.9
06	21-00	299	1.98	2.39	2.83	2.86	1.34	6.6	6.6	6.8	6.2	6.0	4.5	10.9
07	00-00	310	1.97	2.40	2.97	3.02	1.27	6.8	6.6	6.8	7.0	5.8	4.3	10.2
07	03-00	317	2.04	2.59	3.38	3.62	1.29	6.7	6.9	7.0	7.0	5.7	4.3	10.2
07	09-00	307	2.15	2.75	3.52	3.70	1.35	6.9	6.9	6.5	6.2	5.8	4.4	11.7
07	12-00	306	2.20	2.74	3.52	3.71	1.42	7.1	7.2	7.3	8.6	5.9	4.4	10.9
07	15-00	296	2.49	3.19	3.91	4.00	1.59	7.2	7.4	7.6	7.8	6.1	4.5	10.2
07	18-00	272	2.70	3.36	4.24	4.33	1.76	7.8	7.7	7.3	7.0	6.6	4.9	10.9
07	21-00	281	2.57	3.13	3.74	3.86	1.68	7.6	7.6	7.6	7.0	6.4	4.8	10.9
08	03-00	307	2.27	2.80	3.48	3.50	1.38	7.3	7.4	7.3	7.0	5.8	4.5	10.9
08	09-00	322	1.83	2.30	3.11	3.28	1.13	7.1	7.1	7.6	7.8	5.6	4.1	10.9
08	12-00	301	1.81	2.28	3.12	3.32	1.12	7.3	7.1	6.8	7.0	6.0	4.2	11.7

DIA	HORA	NA	HS (m)	H10 (m)	H100 (m)	HMAX (m)	HMED (m)	THS (s)	TH10 (s)	TH100 (s)	THMAX (s)	TZ (s)	TC (s)	TMAX (s)
08	15-00	292	1.91	2.38	3.39	3.54	1.22	7.4	7.6	7.8	7.0	6.1	4.3	12.5
08	18-00	307	1.65	2.03	2.95	3.18	1.04	7.2	7.3	7.0	7.8	5.8	4.2	11.7
08	21-00	305	1.45	1.75	2.32	2.74	.94	7.2	7.2	7.8	6.2	5.9	4.2	10.9
09	00-00	299	1.39	1.77	2.36	2.54	.89	7.2	7.1	7.3	7.0	6.0	4.4	13.3
09	03-00	289	1.39	1.66	1.95	2.06	.89	7.4	7.5	7.6	8.6	6.2	4.4	12.5
09	12-00	312	1.22	1.54	1.84	1.96	.77	7.6	8.2	8.6	9.4	5.7	3.6	17.2
09	15-00	286	1.16	1.47	1.79	1.88	.72	9.2	11.0	14.3	17.2	6.2	3.6	17.2
09	18-00	304	1.28	1.59	2.08	2.24	.82	8.0	9.6	11.5	8.6	5.9	3.6	18.0
09	21-00	266	1.44	1.82	2.33	2.36	.90	9.8	11.3	12.5	7.8	6.7	3.9	19.5
10	00-00	242	1.36	1.69	2.12	2.21	.84	11.3	12.8	13.3	10.2	7.4	3.9	19.5
10	03-00	271	1.22	1.55	1.85	1.94	.76	10.1	12.4	11.7	14.1	6.6	3.8	17.2
10	06-00	247	1.47	1.80	2.22	2.25	.92	10.4	11.7	9.4	10.2	7.3	4.3	18.0
10	09-00	232	2.02	2.54	3.62	3.67	1.26	9.7	10.1	10.2	9.4	7.7	5.2	14.8
10	12-00	237	2.15	2.79	3.57	3.93	1.35	9.2	9.3	9.0	9.4	7.6	5.3	15.6
10	15-00	243	2.09	2.51	2.93	3.02	1.26	9.2	9.2	9.4	10.2	7.4	5.0	14.1
10	18-00	219	2.24	2.73	3.41	3.50	1.47	9.5	9.3	10.9	12.5	8.2	4.8	14.8
10	21-00	225	1.84	2.26	2.73	2.78	1.18	10.1	10.4	12.9	9.4	8.0	5.2	17.2
11	09-00	234	2.15	2.68	3.60	3.70	1.38	9.7	10.0	10.2	10.2	7.6	4.6	14.8
11	12-00	243	2.04	2.64	3.49	3.50	1.29	9.6	9.4	9.4	9.4	7.4	4.6	14.1
11	18-00	233	1.81	2.17	2.63	2.63	1.13	9.6	9.4	9.4	10.2	7.7	5.0	14.8
11	21-00	230	1.99	2.41	3.07	3.20	1.29	9.3	9.2	9.0	8.6	7.8	4.9	14.8
12	03-00	250	1.94	2.35	2.73	2.76	1.17	9.3	9.4	9.6	9.4	7.2	4.5	14.8
12	06-00	279	1.65	2.11	2.76	3.02	1.03	8.9	9.4	10.2	11.7	6.4	4.1	14.8
12	09-00	279	1.58	2.03	2.67	2.94	.95	8.9	9.9	9.4	9.4	6.4	4.0	14.8
12	12-00	266	1.45	1.81	2.29	2.63	.91	8.8	8.9	9.6	8.6	6.7	4.2	14.1
12	21-00	220	2.09	2.60	3.33	3.46	1.31	10.5	10.9	10.2	9.4	8.1	4.6	14.8
13	09-00	233	1.85	2.21	2.63	2.65	1.15	9.6	9.6	9.4	9.4	7.7	4.5	13.3
13	12-00	254	1.68	2.07	2.50	2.67	.97	9.7	9.7	10.2	9.4	7.1	4.3	13.3
13	15-00	253	1.60	1.90	2.13	2.15	1.00	9.2	9.4	9.9	8.6	7.1	4.5	13.3
13	18-00	276	1.50	1.94	2.46	2.73	.90	9.0	9.7	9.9	8.6	6.5	4.1	13.3
13	21-00	278	1.53	1.94	2.33	2.44	.91	8.9	9.3	9.9	10.2	6.4	3.9	13.3
14	00-00	266	1.48	1.87	2.40	2.76	.89	9.1	9.3	9.1	9.4	6.7	4.3	13.3
14	09-00	272	1.52	1.94	2.48	2.52	.94	8.9	8.9	9.4	9.4	6.6	4.0	13.3
14	12-00	302	1.32	1.71	2.30	2.53	.81	8.0	8.5	8.6	9.4	5.9	3.8	13.3
14	15-00	310	1.31	1.64	2.23	2.38	.82	7.6	8.2	8.3	8.6	5.8	4.1	12.5
14	18-00	312	1.13	1.42	1.92	2.04	.72	7.8	8.6	8.3	9.4	5.7	4.0	12.5
14	21-00	323	1.09	1.37	1.68	1.74	.69	7.5	8.3	8.1	7.8	5.5	3.7	11.7
15	03-00	304	1.04	1.31	1.60	1.71	.67	7.6	7.8	7.8	5.5	5.9	4.2	13.3
15	09-00	271	1.23	1.56	1.98	2.09	.77	8.4	8.2	7.8	8.6	6.6	4.4	14.8
15	15-00	233	1.66	2.10	2.86	2.94	1.08	9.0	9.1	9.0	8.6	7.7	5.9	15.6
15	18-00	231	1.65	2.10	2.87	3.14	1.06	9.1	9.1	9.8	8.6	7.7	5.8	14.1
15	21-00	228	1.69	2.10	2.70	2.78	1.13	8.9	8.8	9.4	9.4	7.9	6.1	13.3
16	00-00	236	1.88	2.31	3.12	3.47	1.17	8.5	8.8	7.8	7.8	7.6	5.9	13.3
16	03-00	207	2.04	2.51	3.58	3.88	1.33	9.3	9.0	8.6	8.6	8.6	6.6	13.3
16	06-00	213	1.74	2.12	2.61	2.64	1.16	9.0	8.6	9.4	9.4	8.4	6.5	13.3

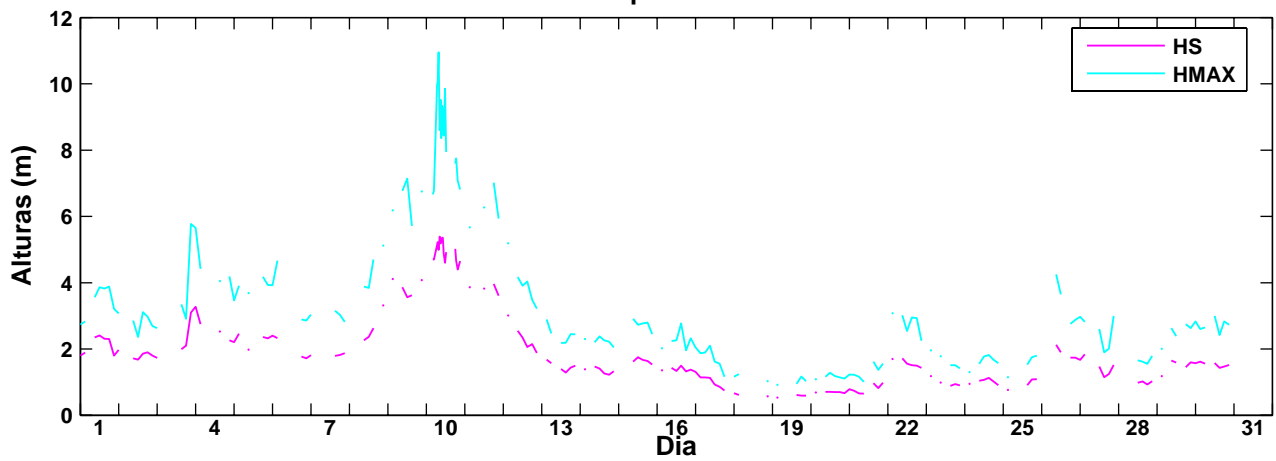
DIA	HORA	NA	HS (m)	H10 (m)	H100 (m)	HMAX (m)	HMED (m)	THS (s)	TH10 (s)	TH100 (s)	THMAX (s)	TZ (s)	TC (s)	TMAX (s)
16	09-00	227	1.51	1.94	2.50	2.71	.98	9.1	9.1	10.2	9.4	7.9	5.8	13.3
16	12-00	243	1.52	1.92	2.57	2.62	.95	8.4	8.5	8.6	9.4	7.3	5.6	14.1
16	15-00	241	1.43	1.80	2.45	2.65	.91	8.6	8.7	8.2	8.6	7.4	5.1	12.5
16	21-00	263	1.36	1.67	1.97	2.02	.85	8.4	8.2	8.6	9.4	6.8	4.3	12.5
17	00-00	278	1.27	1.53	1.95	2.13	.79	8.1	8.3	8.1	7.8	6.4	4.2	12.5
17	03-00	281	1.15	1.38	1.69	1.74	.72	8.3	8.3	8.3	7.8	6.4	3.9	11.7
17	06-00	281	1.06	1.28	1.56	1.63	.65	8.1	8.2	8.6	8.6	6.4	4.0	11.7
17	09-00	269	1.09	1.34	1.74	2.02	.67	8.0	8.2	8.1	7.8	6.6	4.4	11.7
17	12-00	285	1.08	1.39	1.81	1.83	.67	7.8	8.1	8.6	8.6	6.3	4.3	11.7
17	15-00	308	.99	1.22	1.57	1.61	.62	7.7	7.7	8.1	7.8	5.8	3.9	12.5
17	18-00	323	.94	1.17	1.46	1.49	.58	7.6	7.5	8.1	8.6	5.5	3.8	10.9
17	21-00	308	.89	1.09	1.44	1.65	.57	7.5	7.6	8.1	7.8	5.8	3.9	11.7
18	03-00	317	.97	1.23	1.49	1.61	.62	7.1	7.3	7.8	7.8	5.6	3.8	11.7
18	06-00	328	.83	1.05	1.42	1.66	.54	7.1	7.4	7.0	7.8	5.4	3.8	10.9
18	09-00	357	.90	1.13	1.39	1.50	.57	6.8	7.7	7.6	8.6	5.0	3.5	13.3
18	12-00	342	.95	1.16	1.46	1.61	.60	7.1	7.8	7.6	6.2	5.2	3.4	14.1
18	15-00	299	.97	1.19	1.60	1.77	.64	7.8	7.5	8.9	8.6	6.0	3.8	15.6
18	18-00	314	.90	1.13	1.34	1.39	.55	7.6	7.6	8.1	7.0	5.7	3.8	13.3
18	21-00	323	.86	1.06	1.30	1.33	.55	7.6	8.2	8.9	7.8	5.6	3.4	13.3
19	00-00	357	.93	1.13	1.58	1.76	.62	6.5	7.3	6.8	6.2	5.0	3.5	12.5
19	03-00	347	1.06	1.32	1.78	1.91	.68	7.0	7.9	8.3	8.6	5.2	3.5	13.3
19	06-00	333	1.16	1.48	1.91	2.06	.74	7.4	8.1	8.1	7.8	5.4	3.8	12.5
19	09-00	303	1.23	1.54	2.02	2.11	.77	8.0	8.3	8.6	8.6	5.9	4.1	13.3
19	18-00	323	1.35	1.60	1.80	1.83	.85	7.2	7.5	7.0	7.8	5.5	4.1	13.3
19	21-00	317	1.27	1.58	2.01	2.25	.81	7.2	7.4	7.8	6.2	5.6	3.8	12.5
20	03-00	311	1.09	1.34	1.48	1.49	.69	7.5	7.8	7.3	5.5	5.8	4.1	11.7
21	03-00	295	.77	.95	1.18	1.24	.49	7.4	7.5	6.8	6.2	6.1	4.3	11.7
21	06-00	304	.78	1.03	1.30	1.33	.49	7.4	7.3	7.8	7.8	5.9	4.4	14.1
21	09-00	265	.80	.97	1.20	1.34	.52	8.2	8.3	9.1	7.8	6.8	4.6	13.3
21	12-00	269	.94	1.22	1.53	1.57	.58	8.6	8.4	8.9	7.8	6.7	4.2	13.3
21	15-00	278	.97	1.26	1.65	1.73	.58	8.2	8.5	8.6	8.6	6.4	4.0	10.9
21	21-00	289	1.13	1.40	1.80	2.03	.69	8.3	8.5	8.6	7.8	6.2	4.0	12.5
22	03-00	281	1.03	1.30	1.70	1.75	.65	8.7	8.7	9.4	9.4	6.4	3.8	15.6
22	18-00	363	1.02	1.27	1.50	1.64	.67	6.5	7.2	7.6	7.8	4.9	3.4	10.9
22	21-00	342	1.12	1.45	1.95	2.07	.72	6.7	6.6	6.2	7.0	5.2	3.7	11.7
23	00-00	356	1.14	1.43	1.76	1.85	.71	6.5	6.9	6.8	7.8	5.0	3.7	10.9
23	09-00	163	1.09	1.35	1.58	1.60	.71	7.2	8.4	7.4	7.0	5.5	3.8	10.9
23	18-00	364	.97	1.23	1.55	1.63	.62	6.8	7.2	7.2	7.0	4.9	3.3	13.3
23	21-00	353	1.01	1.29	1.65	1.70	.65	6.9	7.8	7.2	7.8	5.1	3.6	10.9
24	03-00	315	1.15	1.39	1.76	1.85	.72	7.2	7.1	7.3	7.8	5.7	4.1	11.7
24	06-00	324	1.04	1.31	1.77	1.92	.66	7.4	7.7	8.1	8.6	5.5	3.8	10.9
24	09-00	356	1.11	1.39	1.81	1.94	.70	6.7	7.2	7.2	7.8	5.0	3.7	10.9
24	12-00	327	1.18	1.48	1.96	2.13	.76	7.1	7.2	7.3	7.0	5.5	3.6	13.3
24	15-00	347	1.10	1.38	1.80	1.96	.69	6.8	7.0	7.0	5.5	5.2	3.7	10.9
24	18-00	341	1.04	1.31	1.56	1.58	.68	6.8	6.8	7.6	7.8	5.2	3.7	12.5

DIA	HORA	NA	HS (m)	H10 (m)	H100 (m)	HMAX (m)	HMED (m)	THS (s)	TH10 (s)	TH100 (s)	THMAX (s)	TZ (s)	TC (s)	TMAX (s)
24	21-00	313	1.17	1.45	1.79	1.86	.76	7.3	7.4	7.6	6.2	5.7	3.9	11.7
25	00-00	326	1.16	1.42	1.90	1.97	.73	7.4	7.5	7.3	6.2	5.5	3.9	13.3
25	06-00	358	1.11	1.35	1.62	1.72	.70	6.5	7.0	5.5	5.5	5.0	3.5	11.7
25	09-00	382	1.14	1.39	1.74	1.83	.73	6.2	6.6	7.0	7.8	4.7	3.5	11.7
25	12-00	360	1.20	1.47	1.76	1.80	.74	6.4	6.3	7.0	7.8	5.0	3.8	12.5
25	15-00	359	1.13	1.39	1.78	1.88	.74	6.2	6.6	7.6	7.0	5.0	3.7	11.7
25	18-00	344	1.17	1.49	1.87	1.95	.75	6.3	6.5	6.2	7.0	5.2	3.7	11.7
25	21-00	340	1.25	1.57	2.14	2.31	.82	6.7	6.8	7.3	7.8	5.3	3.7	10.9
26	03-00	335	1.26	1.52	1.96	2.09	.84	6.6	6.7	7.0	4.7	5.4	3.8	11.7
26	09-00	348	1.29	1.61	2.01	2.09	.82	6.8	6.9	8.6	9.4	5.1	3.6	12.5
26	12-00	346	1.45	1.83	2.28	2.45	.92	6.3	6.4	6.0	4.7	5.2	4.0	10.2
26	18-00	361	1.33	1.67	2.30	2.56	.85	6.2	6.1	6.8	8.6	5.0	3.7	10.9
26	21-00	345	1.49	1.84	2.32	2.40	.95	6.6	7.0	7.6	7.0	5.2	3.9	11.7
27	00-00	335	1.56	1.95	2.62	2.79	.97	6.7	6.9	5.2	5.5	5.4	4.0	10.9
28	00-00	361	.87	1.08	1.39	1.57	.56	6.2	6.2	5.3	4.7	5.0	3.9	10.9
28	03-00	357	.90	1.09	1.46	1.51	.58	6.3	6.4	6.8	7.0	5.0	3.9	10.2
28	09-00	342	.78	.99	1.21	1.23	.48	7.1	7.3	7.0	7.8	5.2	3.8	12.5
28	12-00	373	.91	1.13	1.37	1.47	.57	6.5	7.2	8.2	9.4	4.8	3.5	11.7
28	15-00	344	.82	1.01	1.25	1.29	.51	6.8	7.0	7.3	7.0	5.2	3.8	12.5
28	21-00	298	.76	.94	1.20	1.32	.49	7.2	7.3	6.8	6.2	6.0	4.4	10.9
29	03-00	304	.69	.85	1.09	1.10	.44	7.3	7.4	6.8	7.0	5.9	4.3	12.5
29	18-00	381	.88	1.05	1.24	1.33	.56	6.3	6.6	6.6	7.8	4.7	3.3	10.2
29	21-00	347	.88	1.10	1.33	1.37	.57	6.4	6.7	6.0	6.2	5.2	3.6	10.9
30	00-00	331	.92	1.15	1.50	1.55	.59	5.9	6.8	7.0	5.5	4.5	3.3	8.6
30	12-00	329	.84	1.04	1.30	1.48	.54	6.2	6.1	6.8	5.5	4.9	3.9	10.2
30	18-00	380	1.00	1.29	1.57	1.59	.63	6.5	7.0	7.4	7.0	4.7	3.3	13.3
30	21-00	327	1.00	1.27	1.65	1.68	.63	6.8	6.4	7.8	7.8	5.5	4.0	11.7

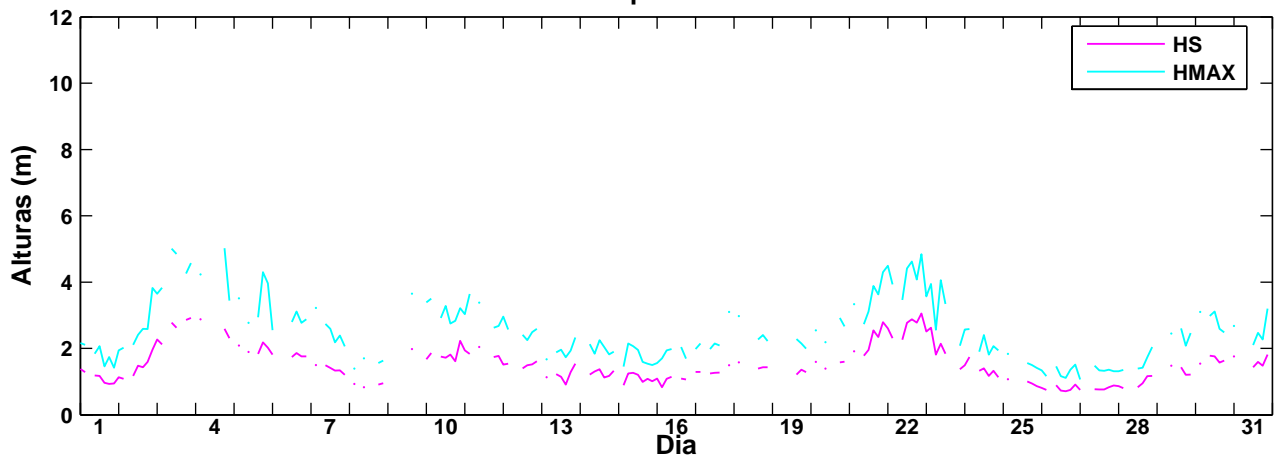
## ANEXO B

Gráficos temporais de HS, HMAX, TZ, TMAX, THS e THMAX

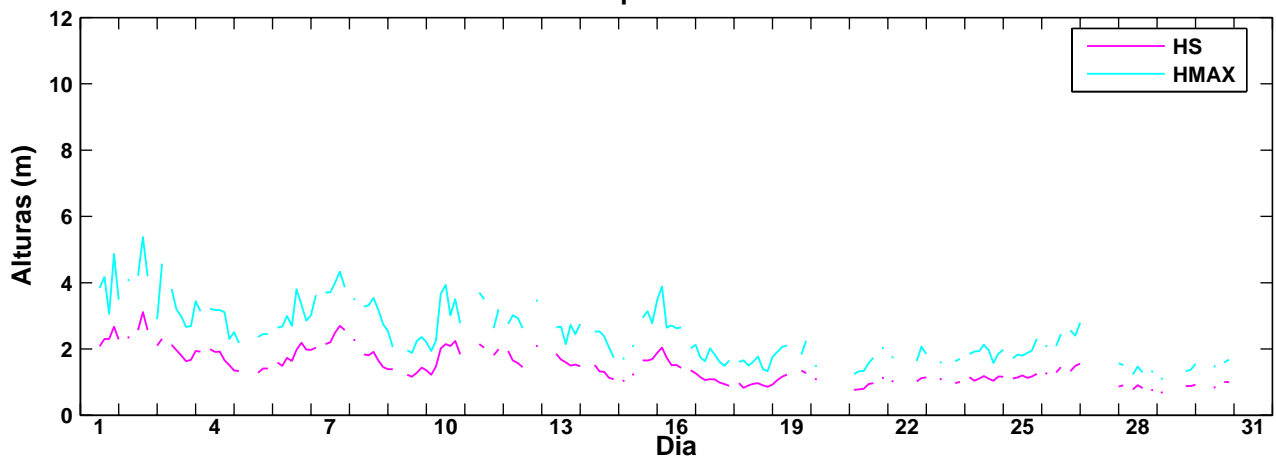
TERCEIRA  
Séries temporais – Abril 2006



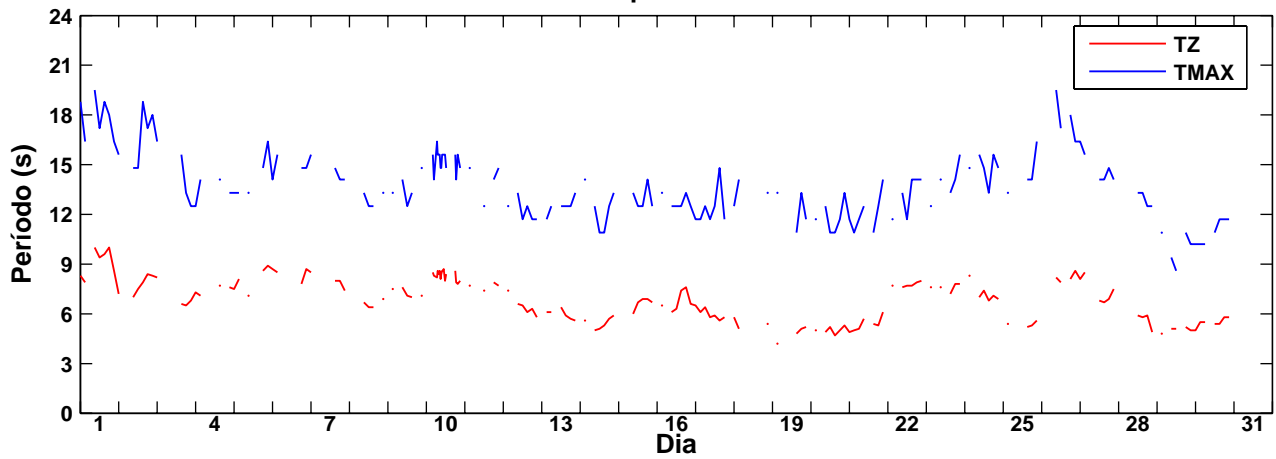
Séries temporais – Maio 2006



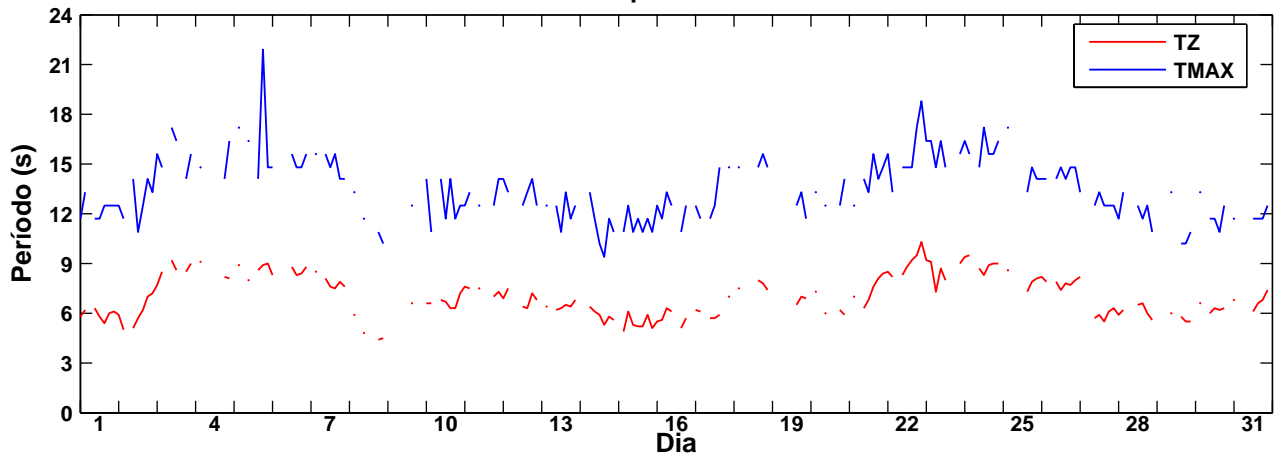
Séries temporais – Junho 2006



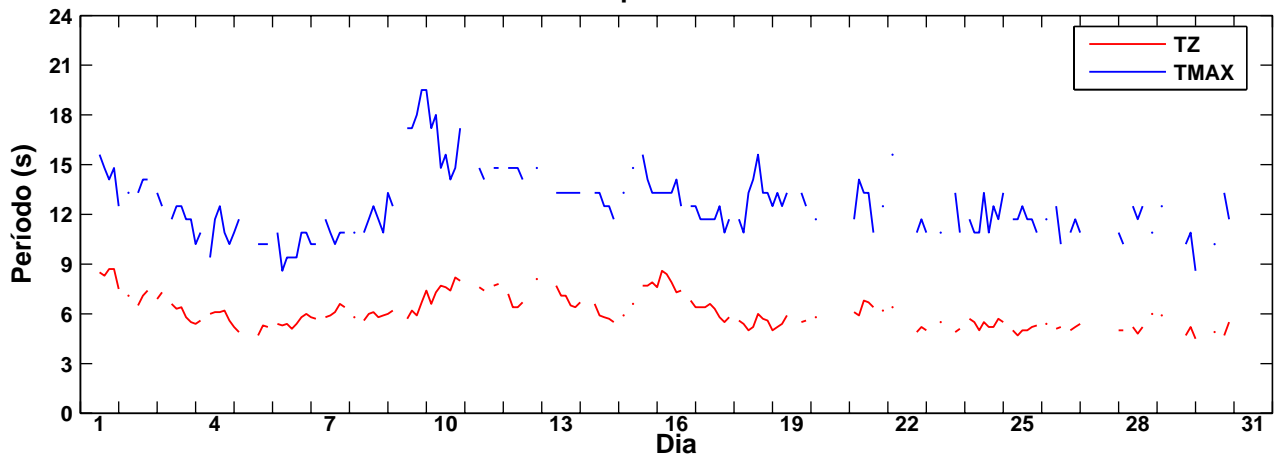
**TERCEIRA**  
**Séries temporais – Abril 2006**



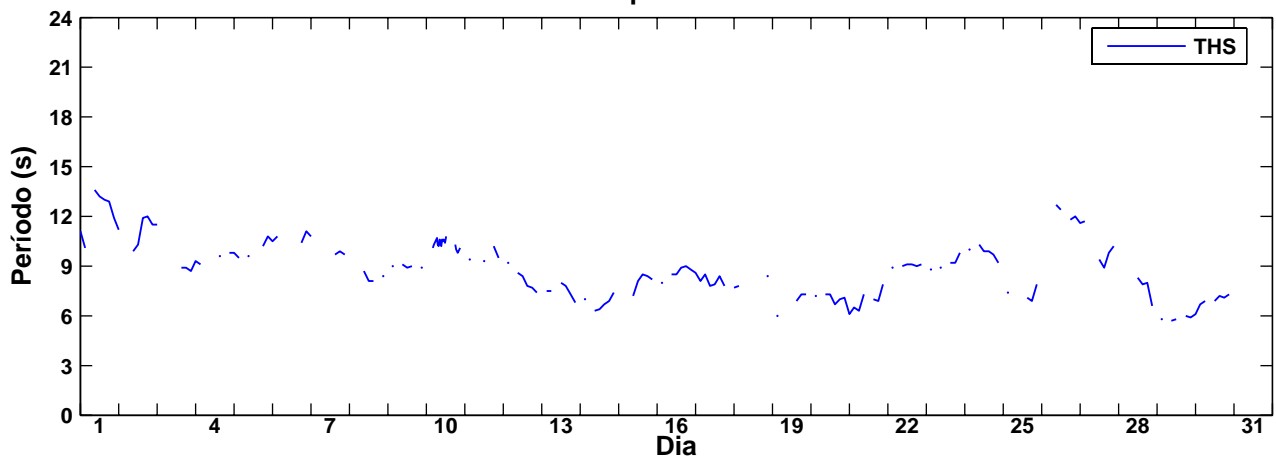
**Séries temporais – Maio 2006**



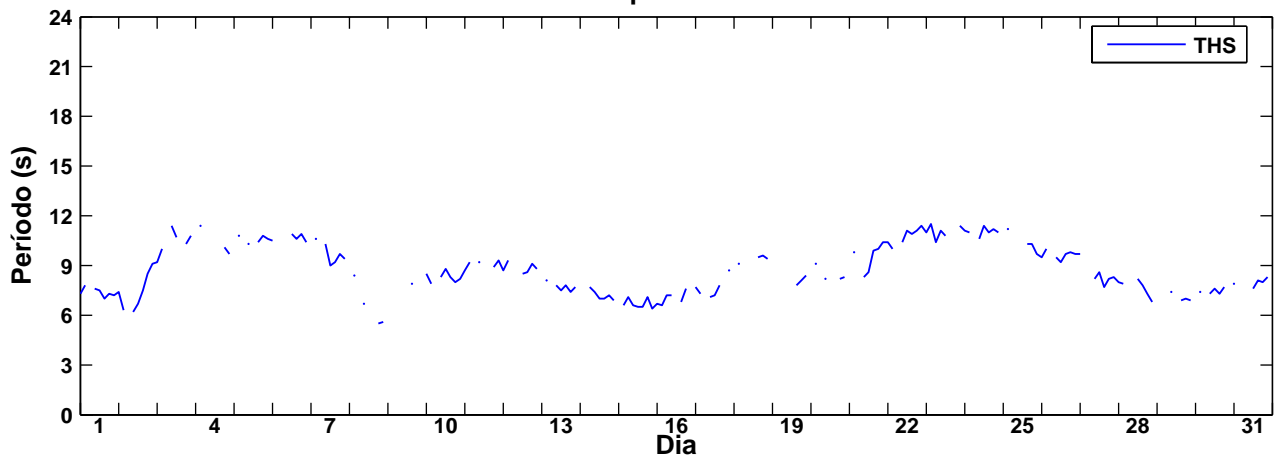
**Séries temporais – Junho 2006**



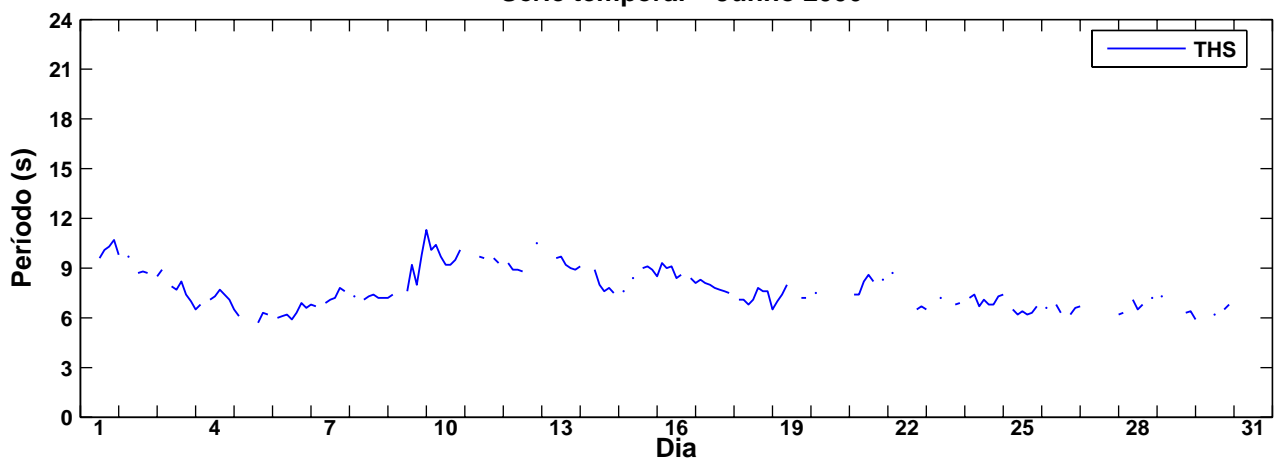
**TERCEIRA**  
**Série temporal – Abril 2006**



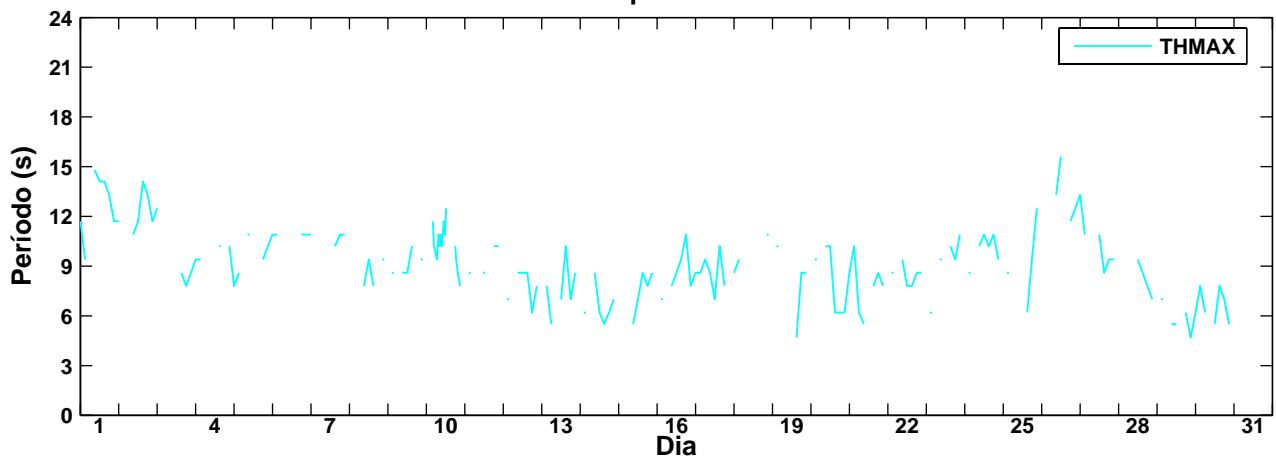
**Série temporal – Maio 2006**



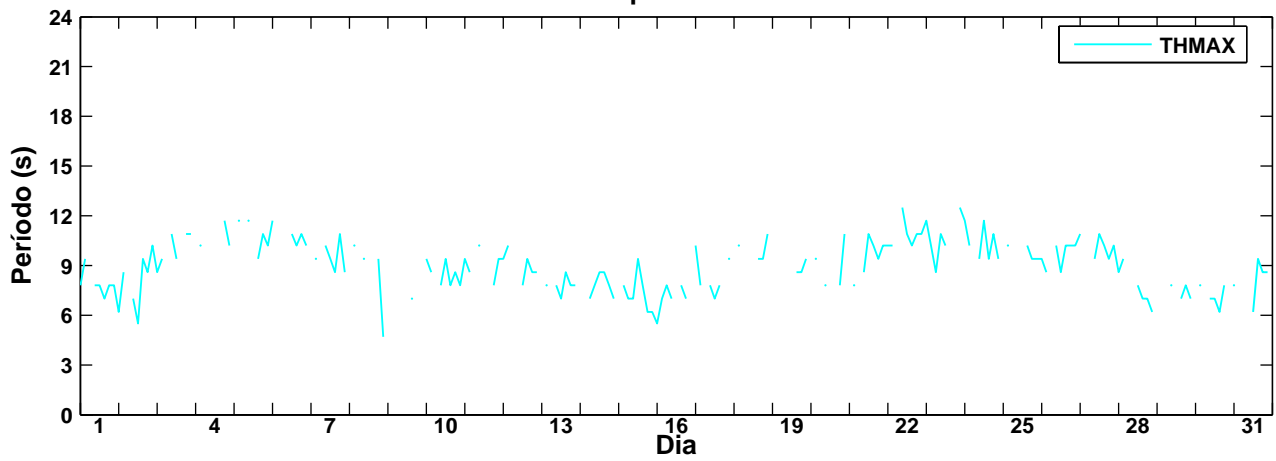
**Série temporal – Junho 2006**



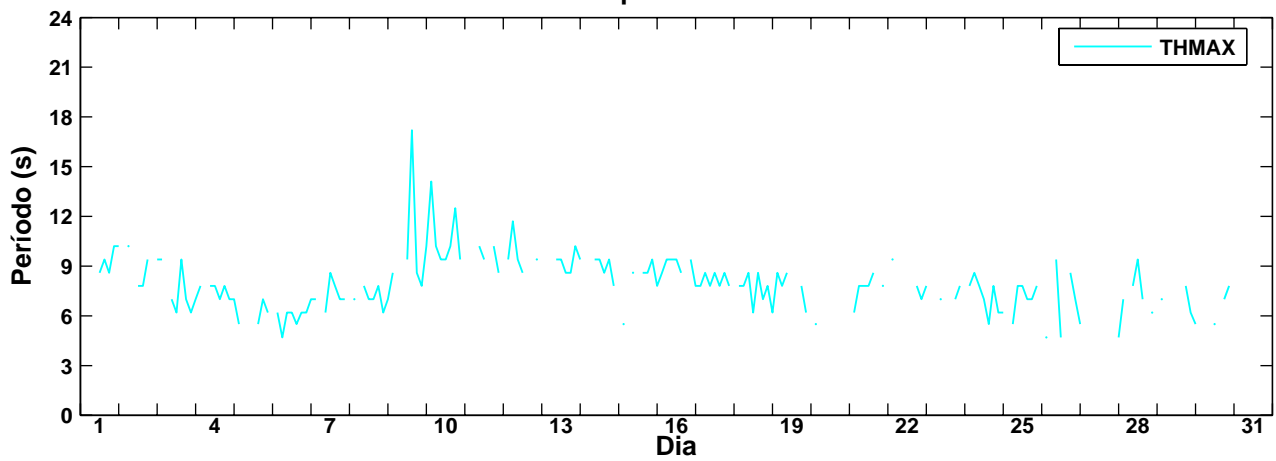
**TERCEIRA**  
**Série temporal – Abril 2006**



**Série temporal – Maio 2006**



**Série temporal – Junho 2006**



## ANEXO C

Tabelas de ocorrências conjuntas HMAX - THMAX, H100 - TH100,  
H10 - TH10, HS - THS, HS - TZ e HMAX - TMAX

TABELA DE OCORRENCIAS CONJUNTAS

TERCEIRA ABR 2006

THMAX	<	3	4	5	6	7	8	9	10	11	12	13	14	15	16	17	>18	SOMA	%	MED
HMAX	3	4	5	6	7	8	9	10	11	12	13	14	15	16	17	18				
.0- .5																				
.5- 1.0			1						1									2	1.2	7.4
1.0- 1.5				1	4	1	7	2	5									20	12.0	8.5
1.5- 2.0					2	5	3	6	7		1							24	14.4	9.1
2.0- 2.5				3	3	8	7	1	1	1								24	14.4	7.7
2.5- 3.0			1	3	3	8	2	2	6	3	2	2						32	19.2	9.0
3.0- 3.5				1	1	2	2	2	3	2			1					14	8.4	9.5
3.5- 4.0						1	2	1	3			1	3	1				12	7.2	11.5
4.0- 4.5							2	2	2			1						7	4.2	10.0
4.5- 5.0						1			1									2	1.2	9.4
5.0- 5.5						1		1										2	1.2	8.2
5.5- 6.0							2	1	2									5	3.0	9.4
6.0- 6.5							2											2	1.2	8.6
6.5- 7.0						1	1	1	1	1								5	3.0	9.5
7.0- 7.5							2											3	1.8	9.1
7.5- 8.0								1	1		1							3	1.8	10.7
8.0- 8.5									1	1		1						2	1.2	11.3
8.5- 9.0									1									1	.6	10.2
9.0- 9.5									2									2	1.2	10.5
9.5-10.0								1	2									3	1.8	10.4
10.0-10.5									1									1	.6	10.2
10.5-11.0									1									1	.6	10.9
11.0-11.5																				
11.5-12.0																				
12.0-12.5																				
12.5-13.0																				
13.0-13.5																				
13.5-14.0																				
14.0-14.5																				
14.5-15.0																				
>15.0																				
SOMA			2	8	13	28	32	21	42	8	4	4	4	1				167	100	
%			1.2	4.8	7.8	16.8	19.2	12.6	25.1	4.8	2.4	2.4	2.4	.6				100		
MED			1.8	2.4	2.1	2.7	3.2	3.5	4.3	4.0	3.8	3.5	3.6	3.7						

THMAX						HMAX					
MED	9.2	MIN	4.7	MAX	15.6	MED	3.37	MIN	.92	MAX	10.95
DES.PAD	2.1	ASSIM	.28	CURT	3.01	DES.PAD	2.21	ASSIM	1.49	CURT	4.61

TABELA DE OCORRENCIAS CONJUNTAS

TERCEIRA MAI 2006

THMAX	< 3	3	4	5	6	7	8	9	10	11	12	13	14	15	16	17	>18	SOMA	%	MED
HMAX	< 3	4	5	6	7	8	9	10	11	12	13	14	15	16	17	18	>18	SOMA	%	MED
.0- .5																				
.5- 1.0																				
1.0- 1.5						5	3	5	8									21	12.6	9.2
1.5- 2.0			1	1	3	16	1	8	4									34	20.4	8.0
2.0- 2.5				1	2	17	9	5	3	1	1							39	23.4	8.4
2.5- 3.0					1	7	5	6	8	3								30	18.0	9.2
3.0- 3.5						4	1	5	5		1							16	9.6	9.4
3.5- 4.0						1	3	2	5	2								13	7.8	9.7
4.0- 4.5									8									8	4.8	10.6
4.5- 5.0								1	3									4	2.4	10.4
5.0- 5.5									1	1								2	1.2	11.3
5.5- 6.0																				
6.0- 6.5																				
6.5- 7.0																				
7.0- 7.5																				
7.5- 8.0																				
8.0- 8.5																				
8.5- 9.0																				
9.0- 9.5																				
9.5-10.0																				
10.0-10.5																				
10.5-11.0																				
11.0-11.5																				
11.5-12.0																				
12.0-12.5																				
12.5-13.0																				
13.0-13.5																				
13.5-14.0																				
14.0-14.5																				
14.5-15.0																				
>15.0																				
SOMA			1	2	6	50	22	32	45	7	2							167	100	
%			.6	1.2	3.6	29.9	13.2	19.2	26.9	4.2	1.2							100		
MED			1.6	2.0	2.0	2.2	2.4	2.4	3.0	3.2	2.8									

	THMAX						HMAX					
MED	9.0	MIN	4.7	MAX	12.5	MED	2.51	MIN	1.06	MAX	5.02	
DES.PAD	1.5	ASSIM	-.10	CURT	2.45	DES.PAD	.92	ASSIM	.76	CURT	2.92	

TABELA DE OCORRENCIAS CONJUNTAS

TERCEIRA JUN 2006

THMAX	< 3	3	4	5	6	7	8	9	10	11	12	13	14	15	16	17	>18	SOMA	%	MED
HMAX	< 3	4	5	6	7	8	9	10	11	12	13	14	15	16	17	18	>18	SOMA	%	MED
.0- .5																				
.5- 1.0																				
1.0- 1.5				2	3	8	1	1										15	9.3	7.2
1.5- 2.0			1	4	4	23	7	2					1			1		43	26.5	7.8
2.0- 2.5			2	2	2	11	6	3	3									29	17.9	7.8
2.5- 3.0			1	1	5	3	5	14	1									30	18.5	8.2
3.0- 3.5					3	11	3	1	2	1								21	13.0	8.0
3.5- 4.0				1	1	5	3	3	1		1							15	9.3	8.2
4.0- 4.5						3		2	1									6	3.7	8.6
4.5- 5.0								1	1									2	1.2	9.8
5.0- 5.5						1												1	.6	7.8
5.5- 6.0																				
6.0- 6.5																				
6.5- 7.0																				
7.0- 7.5																				
7.5- 8.0																				
8.0- 8.5																				
8.5- 9.0																				
9.0- 9.5																				
9.5-10.0																				
10.0-10.5																				
10.5-11.0																				
11.0-11.5																				
11.5-12.0																				
12.0-12.5																				
12.5-13.0																				
13.0-13.5																				
13.5-14.0																				
14.0-14.5																				
14.5-15.0																				
>15.0																				
SOMA			4	10	18	65	25	27	9	1	1		1			1		162	100	
%			2.5	6.2	11.1	40.1	15.4	16.7	5.6	.6	.6		.6			.6		100		
MED			2.2	2.1	2.4	2.4	2.4	2.9	3.2	3.0	3.5		1.9			1.9				

THMAX						HMAX					
MED	7.9	MIN	4.7	MAX	17.2	MED	2.49	MIN	1.10	MAX	5.38
DES.PAD	1.7	ASSIM	1.26	CURT	8.36	DES.PAD	.86	ASSIM	.68	CURT	2.92

TABELA DE OCORRENCIAS CONJUNTAS

TERCEIRA ABR 2006

TH100	<	3	4	5	6	7	8	9	10	11	12	13	14	15	16	17	>18	SOMA	%	MED
H100	3	4	5	6	7	8	9	10	11	12	13	14	15	16	17	18				
.0- .5																				
.5- 1.0					2			3	1									6	3.6	8.8
1.0- 1.5					3	5	5	6	3									22	13.2	8.5
1.5- 2.0					2	3	4	6	5		1							21	12.6	9.2
2.0- 2.5				1	5	10	6	2		2								26	15.6	7.9
2.5- 3.0				2	6	1	4	5	3	9	3		1					34	20.4	9.6
3.0- 3.5						2	4		2			1	1					10	6.0	9.7
3.5- 4.0							3	2	3	1	2	2	1					14	8.4	10.9
4.0- 4.5								1	1	1								3	1.8	10.5
4.5- 5.0							2											2	1.2	8.5
5.0- 5.5							3											3	1.8	8.4
5.5- 6.0								1	1	1								3	1.8	10.3
6.0- 6.5							1	3	1									5	3.0	9.4
6.5- 7.0							2		3									5	3.0	9.6
7.0- 7.5								2										2	1.2	9.8
7.5- 8.0										2								2	1.2	11.7
8.0- 8.5								1	2									3	1.8	10.4
8.5- 9.0									1	1								2	1.2	11.1
9.0- 9.5									3		1							4	2.4	10.9
9.5-10.0																				
10.0-10.5																				
10.5-11.0																				
11.0-11.5																				
11.5-12.0																				
12.0-12.5																				
12.5-13.0																				
13.0-13.5																				
13.5-14.0																				
14.0-14.5																				
14.5-15.0																				
>15.0																				
SOMA				3	18	21	34	32	29	17	7	3	3					167	100	
%				1.8	10.8	12.6	20.4	19.2	17.4	10.2	4.2	1.8	1.8					100		
MED				2.5	2.0	2.0	3.1	3.1	4.4	4.0	3.8	3.4	3.4							

TH100						H100					
MED	9.3	MIN	5.9	MAX	14.5	MED	3.19	MIN	.85	MAX	9.35
DES.PAD	1.9	ASSIM	.39	CURT	2.70	DES.PAD	2.06	ASSIM	1.41	CURT	4.22

TABELA DE OCORRENCIAS CONJUNTAS

TERCEIRA MAI 2006

TH100	<	3	4	5	6	7	8	9	10	11	12	13	14	15	16	17	>18	SOMA	%	MED
H100	3	4	5	6	7	8	9	10	11	12	13	14	15	16	17	18				
.0- .5																				
.5- 1.0																				
1.0- 1.5				2		4	7	7	7									27	16.2	8.9
1.5- 2.0				2	3	20	10	2	4	1								42	25.1	7.9
2.0- 2.5					4	9	8	6	3		2							32	19.2	8.6
2.5- 3.0						5	11	5	10		1							32	19.2	9.3
3.0- 3.5						2	2	2	4	2								12	7.2	9.5
3.5- 4.0								4	4	1								9	5.4	10.2
4.0- 4.5								2	6	1								9	5.4	10.5
4.5- 5.0									3	1								4	2.4	10.9
5.0- 5.5																				
5.5- 6.0																				
6.0- 6.5																				
6.5- 7.0																				
7.0- 7.5																				
7.5- 8.0																				
8.0- 8.5																				
8.5- 9.0																				
9.0- 9.5																				
9.5-10.0																				
10.0-10.5																				
10.5-11.0																				
11.0-11.5																				
11.5-12.0																				
12.0-12.5																				
12.5-13.0																				
13.0-13.5																				
13.5-14.0																				
14.0-14.5																				
14.5-15.0																				
>15.0																				
SOMA				4	7	40	38	28	41	6	3							167	100	
%				2.4	4.2	24.0	22.8	16.8	24.6	3.6	1.8							100		
MED				1.5	2.1	2.0	2.1	2.5	2.9	3.6	2.4									

	TH100						H100					
MED	8.9	MIN	5.5	MAX	12.5		MED	2.39	MIN	1.05	MAX	4.95
DES.PAD	1.5	ASSIM	.04	CURT	2.23		DES.PAD	.89	ASSIM	.82	CURT	3.00

TABELA DE OCORRENCIAS CONJUNTAS

TERCEIRA JUN 2006

TH100	<	3	4	5	6	7	8	9	10	11	12	13	14	15	16	17	>18	SOMA	%	MED
H100	3	4	5	6	7	8	9	10	11	12	13	14	15	16	17	18				
.0- .5																				
.5- 1.0																				
1.0- 1.5				1	7	8	5	1										22	13.6	7.4
1.5- 2.0				1	4	22	17	1		1			1					47	29.0	7.9
2.0- 2.5				3	5	7	5	7		1	1	1		1				30	18.5	8.3
2.5- 3.0				2	4	3	2	10	3		1							25	15.4	8.5
3.0- 3.5					5	10		3	3									21	13.0	7.9
3.5- 4.0					1	3	2	1	3									10	6.2	8.6
4.0- 4.5						1	1	3	1									6	3.7	9.2
4.5- 5.0																				
5.0- 5.5							1											1	.6	8.3
5.5- 6.0																				
6.0- 6.5																				
6.5- 7.0																				
7.0- 7.5																				
7.5- 8.0																				
8.0- 8.5																				
8.5- 9.0																				
9.0- 9.5																				
9.5-10.0																				
10.0-10.5																				
10.5-11.0																				
11.0-11.5																				
11.5-12.0																				
12.0-12.5																				
12.5-13.0																				
13.0-13.5																				
13.5-14.0																				
14.0-14.5																				
14.5-15.0																				
>15.0																				
SOMA				7	26	54	33	26	10	2	2	1	1					162	100	
%				4.3	16.0	33.3	20.4	16.0	6.2	1.2	1.2	.6	.6					100		
MED				2.1	2.3	2.2	2.1	2.8	3.3	2.0	2.5	2.1	1.8							

TH100						H100					
MED	8.1	MIN	5.2	MAX	14.3	MED	2.36	MIN	1.09	MAX	5.06
DES.PAD	1.5	ASSIM	1.03	CURT	4.93	DES.PAD	.82	ASSIM	.67	CURT	2.81

## TABELA DE OCORRENCIAS CONJUNTAS

TERCEIRA ABR 2006

TH10	< 3	3	4	5	6	7	8	9	10	11	12	13	14	15	16	17	>18	SOMA	%	MED	
H10	4	5	6	7	8	9	10	11	12	13	14	15	16	17	18	19	20	21	22	23	
.0- .5																					
.5- 1.0					2	8	7	2										19	11.4	7.9	
1.0- 1.5					2	4	9	8	4	1								28	16.8	8.8	
1.5- 2.0				1	8	8	8	5	3									33	19.8	7.8	
2.0- 2.5				1	1	4	5	5	4	6	4	3						33	19.8	10.1	
2.5- 3.0						1	3	4	4	1	1	3	1					18	10.8	10.6	
3.0- 3.5							2	3		1								6	3.6	9.4	
3.5- 4.0								1										1	.6	9.1	
4.0- 4.5							2	1										3	1.8	8.8	
4.5- 5.0							3	4	1									8	4.8	9.4	
5.0- 5.5								1										1	.6	9.0	
5.5- 6.0								2	3	1								6	3.6	10.3	
6.0- 6.5									3	3								6	3.6	10.8	
6.5- 7.0									3	2								5	3.0	10.8	
7.0- 7.5																					
7.5- 8.0																					
8.0- 8.5																					
8.5- 9.0																					
9.0- 9.5																					
9.5-10.0																					
10.0-10.5																					
10.5-11.0																					
11.0-11.5																					
11.5-12.0																					
12.0-12.5																					
12.5-13.0																					
13.0-13.5																					
13.5-14.0																					
14.0-14.5																					
14.5-15.0																					
>15.0																					
SOMA				2	13	25	39	36	25	15	5	6	1					167	100		
%				1.2	7.8	15.0	23.4	21.6	15.0	9.0	3.0	3.6	.6					100			
MED				2.0	1.7	1.5	2.0	2.6	3.6	3.9	2.3	2.7	2.8								

TH10

H10

MED 9.2      MIN 5.7      MAX 14.4  
DES.PAD 1.8      ASSIM .45      CURT 2.95

MED 2.49      MIN .67      MAX 6.63  
DES.PAD 1.57      ASSIM 1.31      CURT 3.77

TABELA DE OCORRENCIAS CONJUNTAS

TERCEIRA MAI 2006

TH10	<	3	4	5	6	7	8	9	10	11	12	13	14	15	16	17	>18	SOMA	%	MED
H10	3	4	5	6	7	8	9	10	11	12	13	14	15	16	17	18				
.0- .5																				
.5- 1.0							1	5	3									9	5.4	9.6
1.0- 1.5				2	8	16	8	6	2	3								45	26.9	8.0
1.5- 2.0					4	23	9	8	4	4								52	31.1	8.4
2.0- 2.5						4	12	5	6	5								32	19.2	9.3
2.5- 3.0						1	2	3	6	2								14	8.4	9.9
3.0- 3.5								1	4	4								9	5.4	10.7
3.5- 4.0									2	4								6	3.6	11.0
4.0- 4.5																				
4.5- 5.0																				
5.0- 5.5																				
5.5- 6.0																				
6.0- 6.5																				
6.5- 7.0																				
7.0- 7.5																				
7.5- 8.0																				
8.0- 8.5																				
8.5- 9.0																				
9.0- 9.5																				
9.5-10.0																				
10.0-10.5																				
10.5-11.0																				
11.0-11.5																				
11.5-12.0																				
12.0-12.5																				
12.5-13.0																				
13.0-13.5																				
13.5-14.0																				
14.0-14.5																				
14.5-15.0																				
>15.0																				
SOMA				2	12	44	32	28	27	22								167	100	
%				1.2	7.2	26.3	19.2	16.8	16.2	13.2								100		
MED				1.2	1.4	1.6	1.8	1.7	2.3	2.5										

	TH10						H10					
MED	8.9	MIN	5.8	MAX	11.6		MED	1.88	MIN	.89	MAX	3.79
DES.PAD	1.5	ASSIM	.10	CURT	1.82		DES.PAD	.68	ASSIM	.85	CURT	3.15

TABELA DE OCORRENCIAS CONJUNTAS

TERCEIRA JUN 2006

TH10	< 3	3	4	5	6	7	8	9	10	11	12	13	14	15	16	17	>18	SOMA	%	MED
H10	< 3	4	5	6	7	8	9	10	11	12	13	14	15	16	17	18	>18	SOMA	%	MED
.0- .5																				
.5- 1.0						4	1											5	3.1	7.6
1.0- 1.5					14	28	13			1								56	34.6	7.5
1.5- 2.0				2	11	8	11	6		2	2							42	25.9	8.1
2.0- 2.5					7	8	5	9	1									30	18.5	8.1
2.5- 3.0					4	3	1	9	4									21	13.0	8.7
3.0- 3.5						3	2	1	1									7	4.3	8.7
3.5- 4.0							1											1	.6	8.9
4.0- 4.5																				
4.5- 5.0																				
5.0- 5.5																				
5.5- 6.0																				
6.0- 6.5																				
6.5- 7.0																				
7.0- 7.5																				
7.5- 8.0																				
8.0- 8.5																				
8.5- 9.0																				
9.0- 9.5																				
9.5-10.0																				
10.0-10.5																				
10.5-11.0																				
11.0-11.5																				
11.5-12.0																				
12.0-12.5																				
12.5-13.0																				
13.0-13.5																				
13.5-14.0																				
14.0-14.5																				
14.5-15.0																				
>15.0																				
SOMA				2	36	54	34	25	6	3	2							162	100	
%				1.2	22.2	33.3	21.0	15.4	3.7	1.9	1.2							100		
MED				1.7	1.8	1.6	1.8	2.3	2.7	1.7	1.6									

	TH10						H10					
MED	8.0	MIN	5.6	MAX	12.8		MED	1.85	MIN	.85	MAX	3.85
DES.PAD	1.3	ASSIM	.90	CURT	3.83		DES.PAD	.62	ASSIM	.66	CURT	2.73

THS	< 3	3	4	5	6	7	8	9	10	11	12	13	14	15	16	17	>18	SOMA	%	MED
HS	4	5	6	7	8	9	10	11	12	13	14	15	16	17	18	19	20	21	22	23
.0- .5																				
.5- 1.0						7	16	5	4	1								33	19.8	7.7
1.0- 1.5				1	7	9	10	7	1									35	21.0	8.0
1.5- 2.0				3	5	5	7	9	5	10	3							47	28.1	9.3
2.0- 2.5						2	4	3	4		2	3						18	10.8	10.4
2.5- 3.0							2	2										4	2.4	8.9
3.0- 3.5							2	2										4	2.4	8.9
3.5- 4.0							1	5	1									7	4.2	9.3
4.0- 4.5							1	2										3	1.8	9.2
4.5- 5.0										8								8	4.8	10.3
5.0- 5.5										8								8	4.8	10.4
5.5- 6.0																				
6.0- 6.5																				
6.5- 7.0																				
7.0- 7.5																				
7.5- 8.0																				
8.0- 8.5																				
8.5- 9.0																				
9.0- 9.5																				
9.5-10.0																				
10.0-10.5																				
10.5-11.0																				
11.0-11.5																				
11.5-12.0																				
12.0-12.5																				
12.5-13.0																				
13.0-13.5																				
13.5-14.0																				
14.0-14.5																				
14.5-15.0																				
>15.0																				
SOMA				4	19	32	32	34	28	10	5	3						167	100	
%				2.4	11.4	19.2	19.2	20.4	16.8	6.0	3.0	1.8						100		
MED				1.5	1.1	1.1	1.8	2.2	3.7	1.8	2.0	2.4								

THS						HS					
MED	8.9	MIN	5.7	MAX	13.6	MED	2.00	MIN	.53	MAX	5.39
DES.PAD	1.7	ASSIM	.32	CURT	2.62	DES.PAD	1.26	ASSIM	1.32	CURT	3.79

TABELA DE OCORRENCIAS CONJUNTAS

TERCEIRA MAI 2006

THS	< 3	3	4	5	6	7	8	9	10	11	12	13	14	15	16	17	>18	SOMA	%	MED
HS	4	5	6	7	8	9	10	11	12	13	14	15	16	17	18	19	20	21	22	23
.0- .5																				
.5- 1.0				2	4	7	7	8	2									30	18.0	8.2
1.0- 1.5					12	29	8	7	3	7								66	39.5	8.1
1.5- 2.0						9	16	8	10	1								44	26.3	9.0
2.0- 2.5							1	3	7	1								12	7.2	10.0
2.5- 3.0								1	7	6								14	8.4	10.8
3.0- 3.5										1								1	.6	11.4
3.5- 4.0																				
4.0- 4.5																				
4.5- 5.0																				
5.0- 5.5																				
5.5- 6.0																				
6.0- 6.5																				
6.5- 7.0																				
7.0- 7.5																				
7.5- 8.0																				
8.0- 8.5																				
8.5- 9.0																				
9.0- 9.5																				
9.5-10.0																				
10.0-10.5																				
10.5-11.0																				
11.0-11.5																				
11.5-12.0																				
12.0-12.5																				
12.5-13.0																				
13.0-13.5																				
13.5-14.0																				
14.0-14.5																				
14.5-15.0																				
>15.0																				
SOMA				2	16	45	32	27	29	16								167	100	
%				1.2	9.6	26.9	19.2	16.2	17.4	9.6								100		
MED				.9	1.1	1.3	1.4	1.4	2.0	2.0										

THS						HS					
MED	8.7	MIN	5.5	MAX	11.5	MED	1.51	MIN	.71	MAX	3.05
DES.PAD	1.5	ASSIM	.17	CURT	1.89	DES.PAD	.55	ASSIM	.85	CURT	3.17

TABELA DE OCORRENCIAS CONJUNTAS

TERCEIRA JUN 2006

THS	< 3	3	4	5	6	7	8	9	10	11	12	13	14	15	16	17	>18	SOMA	%	MED
HS	4	5	6	7	8	9	10	11	12	13	14	15	16	17	18	19	20	21	22	23
.0- .5																				
.5- 1.0				1	10	14	3											28	17.3	7.1
1.0- 1.5				1	25	20	13	3	2	1								65	40.1	7.4
1.5- 2.0				1	8	12	8	11	1									41	25.3	8.0
2.0- 2.5					3	4	2	10	3									22	13.6	8.8
2.5- 3.0						2	2		1									5	3.1	8.7
3.0- 3.5							1											1	.6	8.8
3.5- 4.0																				
4.0- 4.5																				
4.5- 5.0																				
5.0- 5.5																				
5.5- 6.0																				
6.0- 6.5																				
6.5- 7.0																				
7.0- 7.5																				
7.5- 8.0																				
8.0- 8.5																				
8.5- 9.0																				
9.0- 9.5																				
9.5-10.0																				
10.0-10.5																				
10.5-11.0																				
11.0-11.5																				
11.5-12.0																				
12.0-12.5																				
12.5-13.0																				
13.0-13.5																				
13.5-14.0																				
14.0-14.5																				
14.5-15.0																				
>15.0																				
SOMA				3	46	52	29	24	7	1								162	100	
%				1.9	28.4	32.1	17.9	14.8	4.3	.6								100		
MED				1.3	1.3	1.4	1.5	1.9	2.0	1.4										

THS						HS					
MED	7.7	MIN	5.7	MAX	11.3	MED	1.48	MIN	.69	MAX	3.11
DES.PAD	1.2	ASSIM	.59	CURT	2.47	DES.PAD	.50	ASSIM	.64	CURT	2.71

## TABELA DE OCORRENCIAS CONJUNTAS

TERCEIRA ABR 2006

TZ	< 3	3	4	5	6	7	8	9	10	11	12	13	14	15	16	17	>18	SOMA	%	MED	
HS	4	5	6	7	8	9	10	11	12	13	14	15	16	17	18	19	20	21	22	23	
.0- .5																					
.5- 1.0			5	21	2	4	1											33	19.8	5.7	
1.0- 1.5			2	15	12	5	1											35	21.0	6.2	
1.5- 2.0				10	8	16	13											47	28.1	7.1	
2.0- 2.5					6	2	6	2	2									18	10.8	8.0	
2.5- 3.0						2	2											4	2.4	6.9	
3.0- 3.5						2	2											4	2.4	7.1	
3.5- 4.0							7											7	4.2	7.5	
4.0- 4.5							3											3	1.8	7.5	
4.5- 5.0							1	7										8	4.8	8.3	
5.0- 5.5								8										8	4.8	8.5	
5.5- 6.0																					
6.0- 6.5																					
6.5- 7.0																					
7.0- 7.5																					
7.5- 8.0																					
8.0- 8.5																					
8.5- 9.0																					
9.0- 9.5																					
9.5-10.0																					
10.0-10.5																					
10.5-11.0																					
11.0-11.5																					
11.5-12.0																					
12.0-12.5																					
12.5-13.0																					
13.0-13.5																					
13.5-14.0																					
14.0-14.5																					
14.5-15.0																					
>15.0																					
SOMA			7	46	32	42	36	2	2									167	100		
%			4.2	27.5	19.2	25.1	21.6	1.2	1.2									100			
MED			.8	1.1	1.7	2.3	3.2	2.4	2.3												

TZ				HS							
MED	6.9	MIN	4.2	MAX	10.0	MED	2.00	MIN	.53	MAX	5.39
DES.PAD	1.3	ASSIM	.05	CURT	2.01	DES.PAD	1.26	ASSIM	1.32	CURT	3.79

TABELA DE OCORRENCIAS CONJUNTAS

TERCEIRA MAI 2006

TZ	< 3	3	4	5	6	7	8	9	10	11	12	13	14	15	16	17	>18	SOMA	%	MED	
HS	4	5	6	7	8	9	10	11	12	13	14	15	16	17	18	19	20	21	22	23	
.0- .5																					
.5- 1.0			4	8	8	6	4											30	18.0	6.4	
1.0- 1.5				24	23	9	6	4										66	39.5	6.5	
1.5- 2.0				1	20	13	9	1										44	26.3	7.2	
2.0- 2.5						3	8	1										12	7.2	8.3	
2.5- 3.0						1	6	7										14	8.4	8.8	
3.0- 3.5									1									1	.6	10.3	
3.5- 4.0																					
4.0- 4.5																					
4.5- 5.0																					
5.0- 5.5																					
5.5- 6.0																					
6.0- 6.5																					
6.5- 7.0																					
7.0- 7.5																					
7.5- 8.0																					
8.0- 8.5																					
8.5- 9.0																					
9.0- 9.5																					
9.5-10.0																					
10.0-10.5																					
10.5-11.0																					
11.0-11.5																					
11.5-12.0																					
12.0-12.5																					
12.5-13.0																					
13.0-13.5																					
13.5-14.0																					
14.0-14.5																					
14.5-15.0																					
>15.0																					
SOMA			4	33	51	32	33	13	1									167	100		
%			2.4	19.8	30.5	19.2	19.8	7.8	.6									100			
MED			.9	1.1	1.4	1.5	1.9	2.2	3.0												

TZ						HS					
MED	7.0	MIN	4.4	MAX	10.3	MED	1.51	MIN	.71	MAX	3.05
DES.PAD	1.3	ASSIM	.25	CURT	2.10	DES.PAD	.55	ASSIM	.85	CURT	3.17

TABELA DE OCORRENCIAS CONJUNTAS

TERCEIRA JUN 2006

TZ	< 3	3	4	5	6	7	8	9	10	11	12	13	14	15	16	17	>18	SOMA	%	MED	
HS	4	5	6	7	8	9	10	11	12	13	14	15	16	17	18	19	20	21	22	23	
.0- .5																					
.5- 1.0			5	17	6													28	17.3	5.5	
1.0- 1.5			5	41	16	3												65	40.1	5.7	
1.5- 2.0				13	14	12	2											41	25.3	6.5	
2.0- 2.5				5	3	8	6											22	13.6	7.2	
2.5- 3.0					3	1	1											5	3.1	7.1	
3.0- 3.5						1												1	.6	7.1	
3.5- 4.0																					
4.0- 4.5																					
4.5- 5.0																					
5.0- 5.5																					
5.5- 6.0																					
6.0- 6.5																					
6.5- 7.0																					
7.0- 7.5																					
7.5- 8.0																					
8.0- 8.5																					
8.5- 9.0																					
9.0- 9.5																					
9.5-10.0																					
10.0-10.5																					
10.5-11.0																					
11.0-11.5																					
11.5-12.0																					
12.0-12.5																					
12.5-13.0																					
13.0-13.5																					
13.5-14.0																					
14.0-14.5																					
14.5-15.0																					
>15.0																					
SOMA			10	76	42	25	9											162	100		
%			6.2	46.9	25.9	15.4	5.6											100			
MED			1.0	1.3	1.5	1.9	2.1														

	TZ				HS						
MED	6.1	MIN	4.5	MAX	8.7	MED	1.48	MIN	.69	MAX	3.11
DES.PAD	1.0	ASSIM	.73	CURT	2.70	DES.PAD	.50	ASSIM	.64	CURT	2.71

TABELA DE OCORRENCIAS CONJUNTAS

TERCEIRA ABR 2006

TMAX	<	3	4	5	6	7	8	9	10	11	12	13	14	15	16	17	>18	SOMA	%	MED
HMAX	3	4	5	6	7	8	9	10	11	12	13	14	15	16	17	18				
.0- .5																				
.5- 1.0									1			1						2	1.2	12.1
1.0- 1.5									3	6	4	4	2	1				20	12.0	12.5
1.5- 2.0									1	1	5	5	9	2	1			24	14.4	13.7
2.0- 2.5							1		3	3	10	3	4					24	14.4	12.5
2.5- 3.0								1	5	4	3	2	8	1	4	1	3	32	19.2	13.8
3.0- 3.5									1	3		2	3	3	1		1	14	8.4	14.1
3.5- 4.0										1	1	3	1		1	2	3	12	7.2	15.4
4.0- 4.5											1	2	3				1	7	4.2	14.5
4.5- 5.0											1			1			2	1.2	14.1	
5.0- 5.5											1	1					2	1.2	12.9	
5.5- 6.0											2	1	2				5	3.0	13.6	
6.0- 6.5											1	1					2	1.2	12.9	
6.5- 7.0													4	1			5	3.0	14.7	
7.0- 7.5											1		1	1			3	1.8	14.1	
7.5- 8.0													2	1			3	1.8	14.8	
8.0- 8.5													1	1			2	1.2	15.2	
8.5- 9.0														1			1	.6	15.6	
9.0- 9.5														2			2	1.2	15.6	
9.5-10.0													1	1	1		3	1.8	15.6	
10.0-10.5														1			1	.6	15.6	
10.5-11.0														1			1	.6	15.6	
11.0-11.5																				
11.5-12.0																				
12.0-12.5																				
12.5-13.0																				
13.0-13.5																				
13.5-14.0																				
14.0-14.5																				
14.5-15.0																				
>15.0																				
SOMA							1	1	14	18	30	25	41	18	8	3	8	167	100	
%							.6	.6	8.4	10.8	18.0	15.0	24.6	10.8	4.8	1.8	4.8	100		
MED							2.4	2.6	2.1	2.2	2.9	2.8	3.8	6.1	3.8	3.5	3.4			

TMAX						HMAX					
MED	13.7	MIN	8.6	MAX	19.5	MED	3.37	MIN	.92	MAX	10.95
DES.PAD	2.0	ASSIM	.47	CURT	3.24	DES.PAD	2.21	ASSIM	1.49	CURT	4.61

TABELA DE OCORRENCIAS CONJUNTAS

TERCEIRA MAI 2006

TMAX	<	3	4	5	6	7	8	9	10	11	12	13	14	15	16	17	>18	SOMA	%	MED	
HMAX	3	4	5	6	7	8	9	10	11	12	13	14	15	16	17	18					
.0- .5																					
.5- 1.0																					
1.0- 1.5									1	2	7	4	7					21	12.6	13.1	
1.5- 2.0									6	10	9	3	3	1	1	1		34	20.4	12.6	
2.0- 2.5								1	7	7	7	5	7	4		1		39	23.4	12.8	
2.5- 3.0									2	3	4	2	13	4	2			30	18.0	13.8	
3.0- 3.5										2	5	2	5	1	1			16	9.6	13.6	
3.5- 4.0									1		1	3	3	2	2	1		13	7.8	14.5	
4.0- 4.5													4	1	1	1	1	8	4.8	16.2	
4.5- 5.0													1	1	1		1	4	2.4	16.4	
5.0- 5.5													1			1		2	1.2	15.7	
5.5- 6.0																					
6.0- 6.5																					
6.5- 7.0																					
7.0- 7.5																					
7.5- 8.0																					
8.0- 8.5																					
8.5- 9.0																					
9.0- 9.5																					
9.5-10.0																					
10.0-10.5																					
10.5-11.0																					
11.0-11.5																					
11.5-12.0																					
12.0-12.5																					
12.5-13.0																					
13.0-13.5																					
13.5-14.0																					
14.0-14.5																					
14.5-15.0																					
>15.0																					
SOMA									1	17	24	33	19	44	14	8	5	2	167	100	
%									.6	10.2	14.4	19.8	11.4	26.3	8.4	4.8	3.0	1.2	100		
MED									2.0	2.1	2.1	2.2	2.3	2.7	3.0	3.4	3.4	4.6			

TMAX						HMAX					
MED	13.5	MIN	9.4	MAX	21.9	MED	2.51	MIN	1.06	MAX	5.02
DES.PAD	1.9	ASSIM	.69	CURT	4.24	DES.PAD	.92	ASSIM	.76	CURT	2.92

TABELA DE OCORRENCIAS CONJUNTAS

TERCEIRA JUN 2006

TMAX	<	3	4	5	6	7	8	9	10	11	12	13	14	15	16	17	>18	SOMA	%	MED
HMAX	3	4	5	6	7	8	9	10	11	12	13	14	15	16	17	18				
.0- .5																				
.5- 1.0																				
1.0- 1.5									5	3	3	3	1					15	9.3	12.0
1.5- 2.0							1		11	13	4	8	1	2		3		43	26.5	12.4
2.0- 2.5									6	5	9	4	1	2			4	29	17.9	13.0
2.5- 3.0							1	1	6	2	2	11	5	1		1		30	18.5	12.8
3.0- 3.5								2	6	3	3	1	6					21	13.0	12.2
3.5- 4.0								1	4	2	1	1	4	2				15	9.3	12.7
4.0- 4.5									2			2	2					6	3.7	12.8
4.5- 5.0											1		1					2	1.2	13.6
5.0- 5.5													1					1	.6	14.1
5.5- 6.0																				
6.0- 6.5																				
6.5- 7.0																				
7.0- 7.5																				
7.5- 8.0																				
8.0- 8.5																				
8.5- 9.0																				
9.0- 9.5																				
9.5-10.0																				
10.0-10.5																				
10.5-11.0																				
11.0-11.5																				
11.5-12.0																				
12.0-12.5																				
12.5-13.0																				
13.0-13.5																				
13.5-14.0																				
14.0-14.5																				
14.5-15.0																				
>15.0																				
SOMA							2	4	40	28	23	30	22	5		4	4	162	100	
%							1.2	2.5	24.7	17.3	14.2	18.5	13.6	3.1		2.5	2.5	100		
MED							2.1	3.2	2.5	2.2	2.3	2.4	3.2	2.8		2.1	2.3			

TMAX						HMAX					
MED	12.6	MIN	8.6	MAX	19.5	MED	2.49	MIN	1.10	MAX	5.38
DES.PAD	2.0	ASSIM	.92	CURT	4.30	DES.PAD	.86	ASSIM	.68	CURT	2.92

## ANEXO D

Listagem dos parâmetros espectrais HM0, T02, TP, SMAX e  
direccionais THTP1, SPRTP1, THHF1, THLF1 e N

Código de símbolos:

HM0	(m)	-	Altura significativa, $Hm0 = 4\sqrt{M0}$ ;
T02	(s)	-	Período médio, $T02 = \sqrt{\frac{M0}{M2}}$ ;
M0	(m <sup>2</sup> )	-	Momento espectral de ordem zero;
M2	(m <sup>2</sup> .s <sup>-2</sup> )	-	Momento espectral de ordem dois;
NG		-	Número de grupos utilizados no cálculo dos espectros;
THHF1	(°)	-	Direcção média relativa às altas frequências (períodos menores que 8 segundos);
THLF1	(°)	-	Direcção média relativa às baixas frequências (períodos maiores que 8 segundos);

Utilizando estimadores dos espectros cruzados em 20 bandas de frequência, são determinados os seguintes parâmetros:

TP	(s)	-	Período de pico;
SMAX	(m <sup>2</sup> .s)	-	Máxima ordenada espectral;
THTP1	(°)	-	Direcção média do período de pico;
SPRTP1	(°)	-	Dispersão no período de pico;
N		-	Expoente da distribuição cosseno no período de pico;

As estimativas das ordenadas dos espectros são calculadas pelo método directo de estimação do espectro, aplicando o algoritmo "FAST FOURIER TRANSFORM" aos dados agrupados em blocos de 200 segundos, e efectuando a média sobre todos os blocos considerados válidos. É aplicada a janela cosseno aos primeiros e últimos 64 pontos de cada bloco.

Intervalo de tempo entre valores.....	0.78 s
Número de ordenadas do espectro .....	127
Resolução em frequência do espectro.....	0.005 Hz
Frequência de corte do espectro.....	0.635 Hz
Número de graus de liberdade .....	2 * NG

NOTA: Todas as direcções apresentadas estão referidas ao Norte verdadeiro.

DIA	HORA	NG	HM0 (m)	T02 (s)	TP (s)	SMAX (m2.s)	THTP1 (graus)	SPRTP1 (graus)	THHF1 (graus)	THLF1 (graus)	N
01	00-00	9	1.88	7.4	12.5	6.487	8	24	231	2	10.8
01	03-00	9	2.03	7.3	12.5	5.004	5	25	311	357	8.4
01	09-00	9	2.52	9.6	13.3	11.272	7	20	217	356	25.3
01	12-00	9	2.48	8.7	15.4	8.458	17	19	234	3	15.8
01	15-00	9	2.47	9.1	15.4	10.819	8	22	280	0	24.3
01	18-00	9	2.33	9.1	14.3	11.633	15	24	212	1	7.9
01	21-00	9	1.97	8.2	14.3	7.178	10	23	192	360	18.5
02	00-00	9	2.11	7.2	13.3	7.089	8	24	190	360	16.6
02	09-00	9	1.90	6.9	11.8	5.566	8	25	173	2	11.5
02	12-00	9	1.79	6.9	12.5	5.228	8	34	173	7	10.2
02	15-00	9	1.95	7.2	14.3	5.279	4	19	169	0	24.0
02	18-00	9	2.02	7.9	14.3	7.220	13	21	177	1	12.8
02	21-00	9	1.91	7.4	14.3	5.495	13	25	178	2	12.3
03	00-00	9	1.94	7.9	13.3	7.196	9	25	173	2	15.5
03	15-00	9	2.25	6.2	12.5	6.727	9	28	330	3	15.6
03	18-00	9	2.30	6.0	11.8	5.263	9	31	326	355	6.8
03	21-00	9	3.25	6.7	9.1	11.534	341	21	323	355	8.1
04	00-00	9	3.39	6.9	10.0	14.058	346	21	334	349	8.3
04	03-00	9	2.82	6.5	10.0	9.998	351	24	334	357	6.7
04	15-00	9	2.76	7.3	11.1	8.891	358	26	355	359	7.3
04	21-00	9	2.44	7.6	11.8	8.889	357	22	355	360	9.2
05	00-00	9	2.33	7.5	11.1	9.018	8	23	8	4	6.7
05	03-00	9	2.46	7.8	10.5	9.340	5	19	12	6	13.2
05	09-00	9	2.12	7.2	11.1	8.887	6	21	0	10	13.3
05	18-00	9	2.40	8.2	11.1	7.988	24	23	354	28	7.4
05	21-00	9	2.45	8.4	11.8	11.429	28	21	183	31	13.2
06	00-00	9	2.57	8.5	11.1	9.871	26	22	167	34	10.1
06	03-00	9	2.46	8.5	12.5	8.361	37	22	170	34	21.6
06	18-00	9	1.83	7.0	12.5	4.644	49	22	277	46	16.2
06	21-00	9	1.81	8.3	12.5	6.248	46	20	210	50	19.8
07	00-00	9	1.78	7.9	11.8	4.856	47	25	228	54	7.9
07	15-00	9	1.89	7.7	11.1	4.152	47	34	177	56	4.3
07	18-00	9	2.02	7.9	11.1	7.064	46	24	91	73	11.0
07	21-00	9	1.94	6.9	10.5	5.680	46	30	2	67	4.8
08	09-00	9	2.47	6.2	10.5	8.590	29	26	17	26	5.8
08	12-00	9	2.58	6.1	10.5	7.815	33	34	20	28	2.8
08	15-00	9	2.89	6.1	10.0	5.828	25	40	30	24	1.0
08	21-00	9	3.37	6.6	9.1	9.297	25	33	27	16	2.1
09	03-00	9	4.18	7.1	10.5	22.455	14	25	26	19	5.5
09	09-00	9	3.96	7.0	10.0	18.091	41	25	26	31	6.2
09	12-00	9	3.93	7.0	10.5	21.167	38	24	23	33	7.5
09	15-00	9	3.87	7.0	11.1	19.092	44	26	28	42	5.4
09	21-00	9	4.41	7.1	10.5	20.278	46	27	35	47	4.0
10	03-57	9	4.83	7.7	10.5	24.603	45	32	43	49	3.1
10	04-38	9	5.01	7.9	11.1	28.888	42	32	46	49	4.5

DIA	HORA	NG	HMO (m)	T02 (s)	TP (s)	SMAX (m2.s)	THTP1 (graus)	SPRTP1 (graus)	THHF1 (graus)	THLF1 (graus)	N
10	06-34	8	5.18	8.0	11.1	32.754	50	29	46	54	3.8
10	07-04	9	5.73	8.3	12.5	53.616	60	29	48	51	4.8
10	07-35	9	5.10	7.9	11.8	42.583	54	25	50	52	7.4
10	08-16	9	5.66	8.3	12.5	48.789	56	26	43	56	5.9
10	08-47	9	5.74	8.2	12.5	40.643	51	26	43	55	6.6
10	09-17	9	5.60	8.1	11.8	43.123	48	26	47	52	5.9
10	09-47	9	5.80	8.5	12.5	54.467	57	23	42	51	7.7
10	10-18	9	5.49	8.0	13.3	41.713	57	17	40	49	21.5
10	10-48	9	5.21	8.1	12.5	38.002	53	26	45	50	6.5
10	11-39	9	5.09	8.1	12.5	39.630	46	29	45	48	5.5
10	12-20	9	5.10	8.1	13.3	33.715	54	26	44	51	7.1
10	18-00	9	5.23	8.0	11.8	41.873	46	26	49	57	5.2
10	18-30	9	5.02	7.9	12.5	40.694	61	23	53	59	12.9
10	19-32	9	4.87	7.5	11.8	33.297	53	24	47	57	7.1
10	21-00	9	5.03	8.0	11.1	34.517	60	23	54	57	12.2
11	03-00	9	3.99	7.4	11.1	15.077	42	39	56	52	1.1
11	12-00	9	3.96	7.0	11.8	16.532	50	26	55	58	5.9
11	18-00	9	4.28	7.7	11.8	25.808	62	27	67	68	5.9
11	21-00	9	3.86	7.4	11.8	25.311	56	25	57	61	5.8
12	03-00	9	3.14	7.1	10.5	12.166	62	30	70	70	4.1
12	09-00	9	2.73	6.4	10.5	8.022	63	34	74	66	3.8
12	12-00	9	2.55	6.4	10.0	6.137	56	32	59	54	3.0
12	15-00	9	2.21	6.0	10.0	3.900	63	35	76	66	3.5
12	18-00	9	2.33	6.0	9.1	4.733	73	32	85	69	4.3
12	21-00	9	1.99	5.4	10.5	2.232	58	38	75	50	3.4
13	03-00	9	1.82	6.0	9.1	2.215	72	38	91	46	3.5
13	06-00	9	1.66	5.9	8.0	1.738	86	35	102	40	6.1
13	12-00	9	1.55	5.9	9.1	1.943	65	35	59	32	3.0
13	15-00	9	1.43	5.5	8.0	1.263	65	40	68	26	3.4
13	18-00	9	1.60	5.5	8.0	1.296	68	35	76	22	3.5
13	21-00	9	1.68	5.2	8.0	1.286	58	34	66	39	4.5
14	03-00	9	1.54	5.4	7.0	1.539	72	32	45	34	3.9
14	09-00	9	1.67	4.9	10.5	1.106	358	37	24	30	3.2
14	12-00	9	1.54	4.8	10.5	0.876	3	40	21	23	1.6
14	15-00	9	1.37	5.0	7.0	1.033	63	42	16	28	1.6
14	18-00	9	1.34	5.5	7.0	1.003	66	43	23	22	1.7
14	21-00	9	1.45	5.6	10.0	1.371	347	32	33	17	3.8
15	09-00	9	1.75	5.6	7.0	1.874	13	42	23	13	1.4
15	12-00	9	1.84	6.2	10.5	2.969	349	21	24	24	11.4
15	15-00	9	1.79	6.7	10.5	3.143	349	24	29	10	9.0
15	18-00	9	1.70	6.6	9.1	2.491	343	30	28	25	4.1
15	21-00	9	1.62	6.3	8.0	2.168	359	40	36	15	1.9
16	03-00	9	1.46	6.2	10.5	2.025	1	29	25	38	5.4
16	09-00	9	1.57	6.0	10.0	2.667	355	30	55	43	3.4
16	12-00	9	1.43	5.9	10.0	2.243	1	31	50	49	3.4

DIA	HORA	NG	HM0 (m)	T02 (s)	TP (s)	SMAX (m2.s)	THTP1 (graus)	SPRTP1 (graus)	THHF1 (graus)	THLF1 (graus)	N
16	15-00	9	1.66	7.0	10.0	3.582	12	30	61	52	3.8
16	18-00	9	1.37	6.8	10.0	2.567	12	32	78	62	3.5
16	21-00	9	1.47	6.1	10.0	2.801	13	30	102	67	3.6
17	00-00	9	1.42	6.0	9.1	2.755	6	27	106	53	4.7
17	03-00	9	1.29	5.5	9.1	1.780	12	30	122	66	3.4
17	06-00	9	1.20	5.9	9.1	1.431	18	35	125	78	2.3
17	09-00	9	1.18	5.3	9.1	1.194	15	31	130	76	3.5
17	12-00	9	1.00	5.4	10.0	0.950	356	30	112	77	7.9
17	15-00	9	0.94	5.1	10.0	0.943	8	32	118	104	4.8
17	18-00	9	0.82	5.1	9.1	0.546	9	32	129	110	4.4
18	00-00	9	0.71	4.9	9.1	0.413	7	36	119	53	3.8
18	03-00	9	0.68	4.5	11.1	0.412	21	54	130	31	3.5
18	21-00	9	0.65	4.9	11.1	0.668	22	35	192	43	6.9
19	03-00	9	0.65	3.8	10.5	0.506	11	39	207	44	6.4
19	15-00	9	0.70	4.2	10.0	0.400	10	45	194	49	4.1
19	18-00	9	0.70	4.9	9.1	0.477	0	33	210	33	5.0
19	21-00	9	0.64	4.6	10.0	0.293	17	44	196	61	2.6
20	03-00	9	0.78	4.3	10.0	0.563	6	39	248	28	2.2
20	09-00	9	0.78	4.3	10.5	0.556	7	42	265	354	1.3
20	12-00	9	0.77	4.4	10.0	0.620	10	34	308	18	3.7
20	15-00	9	0.82	4.2	10.0	0.542	2	38	318	341	1.7
20	18-00	8	0.81	4.6	10.0	0.645	354	39	335	350	1.9
20	21-00	9	0.75	5.0	10.0	0.475	2	39	347	33	1.9
21	00-00	9	0.88	4.5	9.1	0.409	8	41	351	35	2.7
21	03-00	9	0.82	4.7	9.1	0.394	351	36	358	23	3.0
21	06-00	9	0.74	5.0	7.0	0.224	342	39	4	43	3.4
21	09-00	9	0.71	5.1	9.1	0.365	355	40	2	28	1.3
21	15-00	9	1.01	4.7	10.0	0.608	342	31	17	354	3.0
21	18-00	9	0.94	5.0	9.1	0.538	350	34	24	18	2.4
21	21-00	9	1.05	5.7	10.0	1.238	8	28	35	36	4.4
22	03-00	9	1.83	7.3	10.0	4.619	23	21	24	38	8.1
22	09-00	9	1.82	7.5	9.1	4.588	12	25	5	33	5.6
22	12-00	9	1.59	7.2	10.0	3.614	16	28	27	40	4.1
22	15-00	9	1.54	7.6	10.0	3.110	12	20	10	33	10.9
22	18-00	9	1.52	7.5	10.0	3.643	10	22	21	39	9.9
22	21-00	9	1.55	7.7	9.1	3.178	12	22	32	44	7.3
23	03-00	8	1.12	6.7	9.1	1.218	25	32	44	62	3.7
23	09-00	9	1.12	7.6	10.0	1.612	20	28	18	30	4.2
23	15-00	8	1.00	6.8	10.0	1.144	34	26	70	28	6.5
23	18-00	8	1.00	7.4	10.0	1.041	33	29	62	30	4.1
23	21-00	9	0.96	7.7	12.5	1.075	333	24	357	18	14.7
24	03-00	9	0.99	7.6	12.5	1.195	338	28	91	22	9.1
24	09-00	9	1.11	6.5	11.8	2.105	344	21	276	18	17.9
24	12-00	9	1.19	6.8	11.1	2.582	337	17	221	0	27.3
24	15-00	9	1.20	6.2	11.8	2.013	343	24	179	17	7.1

DIA	HORA	NG	HM0 (m)	T02 (s)	TP (s)	SMAX (m2.s)	THTP1 (graus)	SPRTP1 (graus)	THHF1 (graus)	THLF1 (graus)	N
24	18-00	9	1.09	6.3	11.1	1.782	348	20	156	27	20.2
24	21-00	9	0.95	6.0	11.1	1.074	345	26	168	23	9.6
25	03-00	9	0.91	5.1	10.5	0.743	327	39	162	27	4.8
25	15-00	9	1.05	4.8	12.5	0.672	12	41	165	2	4.1
25	18-00	9	1.25	4.8	11.8	0.950	8	29	166	352	6.9
25	21-00	9	1.30	5.2	16.7	1.345	351	25	166	350	24.9
26	09-00	9	2.45	7.9	15.4	13.497	353	18	167	349	28.7
26	12-00	9	2.01	7.2	15.4	6.566	348	23	175	347	30.7
26	18-00	9	1.84	7.3	14.3	4.695	351	25	170	353	14.8
26	21-00	9	1.84	7.9	13.3	5.308	348	20	165	350	26.3
27	00-00	9	1.83	7.6	13.3	5.391	343	24	157	347	16.9
27	03-00	9	1.87	7.6	13.3	6.994	349	20	162	349	19.0
27	12-00	9	1.60	6.5	11.8	3.351	346	23	153	357	18.5
27	15-00	9	1.25	6.6	11.1	1.602	345	33	141	4	3.7
27	18-00	9	1.33	6.6	11.1	2.101	347	32	145	4	5.6
27	21-00	9	1.60	7.0	10.5	3.363	350	23	126	6	11.3
28	12-00	9	1.04	5.4	10.5	1.517	348	30	104	16	4.6
28	15-00	9	1.15	5.4	10.5	1.490	351	31	104	21	4.4
28	18-00	9	1.03	5.6	10.0	0.983	357	32	115	32	4.2
28	21-00	9	1.18	4.5	10.0	1.165	351	31	89	27	5.5
29	03-00	9	1.33	4.6	5.5	0.844	81	35	68	42	2.8
29	09-00	9	1.76	4.8	5.5	1.914	86	28	79	48	3.8
29	12-00	9	1.74	4.8	6.2	1.944	74	28	62	44	3.8
29	18-00	9	1.55	4.9	6.2	1.654	93	35	78	49	3.0
29	21-00	9	1.77	4.9	7.0	2.198	87	31	74	67	3.8
30	00-00	9	1.75	5.0	7.0	1.631	77	34	57	56	3.4
30	03-00	9	1.75	5.1	8.0	2.289	69	28	57	65	4.9
30	06-00	9	1.70	5.3	8.0	1.820	78	28	67	77	5.8
30	12-00	9	1.74	5.3	10.0	2.099	67	30	53	63	5.9
30	15-00	9	1.54	5.1	9.1	1.527	55	34	50	70	2.4
30	18-00	9	1.55	5.4	8.0	1.649	65	35	44	67	3.2
30	21-00	9	1.67	5.5	9.1	2.311	73	33	55	77	6.2

DIA	HORA	NG	HM0 (m)	T02 (s)	TP (s)	SMAX (m2.s)	THTP1 (graus)	SPRTP1 (graus)	THHF1 (graus)	THLF1 (graus)	N
01	00-00	9	1.50	5.5	9.1	1.620	67	40	56	64	5.5
01	03-00	9	1.38	5.9	9.1	1.817	50	40	48	55	2.1
01	09-00	9	1.27	5.8	8.0	1.321	65	32	44	67	5.6
01	12-00	9	1.22	5.6	9.1	1.367	62	36	39	77	4.9
01	15-00	9	1.06	5.0	9.1	0.750	51	50	33	64	1.5
01	18-00	9	1.04	5.6	9.1	0.904	54	43	11	82	2.1
01	21-00	9	1.02	5.7	8.0	0.867	56	49	27	81	2.5
02	00-00	9	1.19	5.5	8.0	1.129	45	43	7	62	0.9
02	03-00	9	1.21	4.8	9.1	0.923	43	44	342	43	1.6
02	09-00	9	1.29	4.7	6.2	0.801	344	46	356	22	0.6
02	12-00	9	1.58	5.3	7.0	2.303	341	33	3	348	3.1
02	15-00	9	1.56	5.9	8.0	2.387	331	32	345	344	4.6
02	18-00	9	1.69	6.5	9.1	2.324	338	30	348	348	5.3
02	21-00	9	2.11	6.9	10.0	4.983	336	22	353	346	11.6
03	00-00	9	2.38	7.5	10.5	7.625	340	18	359	359	18.7
03	03-00	9	2.22	7.8	11.1	7.952	339	20	353	345	12.7
03	09-00	9	3.06	9.2	11.8	19.741	339	19	317	340	21.5
03	12-00	9	2.59	7.6	11.8	11.459	342	20	331	350	22.0
03	18-00	9	2.99	7.9	11.1	11.315	331	18	323	337	18.6
03	21-00	9	3.15	8.5	12.5	16.994	337	16	341	338	27.9
04	03-00	9	3.09	8.6	14.3	12.787	340	18	332	337	29.3
04	18-00	9	2.70	7.9	11.1	8.621	328	18	333	335	21.6
04	21-00	9	2.38	7.5	11.8	5.307	335	26	339	340	12.7
05	03-00	9	2.25	8.3	12.5	5.900	335	20	344	339	34.7
05	09-00	9	1.99	7.9	11.8	6.102	331	21	349	336	39.6
05	15-00	9	1.95	7.9	11.8	5.134	335	24	355	339	16.2
05	18-00	9	2.37	8.6	11.8	10.553	339	13	352	339	67.5
05	21-00	9	2.23	8.5	12.5	8.380	336	19	359	338	37.2
06	00-00	9	1.87	7.9	12.5	4.828	340	27	7	340	19.2
06	12-00	9	1.88	8.3	12.5	5.219	337	20	94	336	22.3
06	15-00	9	2.04	7.9	12.5	6.655	345	24	112	355	11.9
06	18-00	9	1.87	8.0	12.5	6.486	348	19	117	346	52.2
06	21-00	9	1.84	8.3	11.8	4.654	341	21	317	334	20.3
07	03-00	9	1.65	8.1	11.8	4.225	343	24	303	349	14.6
07	09-00	9	1.62	7.8	12.5	3.580	340	18	345	353	21.0
07	12-00	9	1.44	7.1	11.8	2.091	336	28	358	343	12.1
07	15-00	9	1.41	7.1	11.1	1.912	344	21	16	352	15.8
07	18-00	9	1.43	7.5	11.8	2.770	351	22	26	12	22.6
07	21-00	9	1.24	7.1	10.0	1.727	349	20	34	9	11.1
08	03-00	9	1.02	5.4	10.0	1.224	352	24	125	18	8.8
08	09-00	9	0.98	4.5	10.0	0.775	360	32	172	59	5.7
08	18-00	9	1.07	4.0	5.5	0.427	185	38	190	62	6.4
08	21-00	9	1.09	4.0	6.2	0.438	201	48	202	344	3.7
09	15-00	9	2.12	6.4	8.0	4.270	3	29	0	40	5.5
10	00-00	9	1.81	6.5	10.0	4.152	8	23	335	48	7.7

DIA	HORA	NG	HM0 (m)	T02 (s)	TP (s)	SMAX (m2.s)	THTP1 (graus)	SPRTP1 (graus)	THHF1 (graus)	THLF1 (graus)	N
10	03-00	9	2.05	6.6	10.0	4.170	8	20	338	42	10.2
10	09-00	9	1.86	6.5	10.0	3.441	358	21	337	20	7.4
10	12-00	9	1.89	6.3	10.0	4.943	354	26	320	0	5.4
10	15-00	9	1.93	6.0	9.1	3.720	344	27	316	329	4.9
10	18-00	9	1.69	5.8	10.0	2.338	345	31	325	324	3.1
10	21-00	9	2.35	6.9	9.1	6.164	337	17	334	317	14.7
11	00-00	9	1.96	7.0	9.1	5.505	327	21	312	288	12.5
11	03-00	9	1.81	7.2	10.0	4.720	324	19	254	293	17.2
11	09-00	9	2.19	7.2	10.5	8.201	331	14	263	319	61.0
11	18-00	9	1.82	6.5	10.0	5.153	332	15	217	343	40.2
11	21-00	9	1.91	6.9	10.5	5.487	329	14	224	320	42.8
12	00-00	9	1.66	6.4	10.5	2.426	334	22	232	319	24.7
12	03-00	9	1.65	7.0	10.5	4.192	330	17	191	313	35.6
12	12-00	9	1.51	6.2	10.0	2.774	329	15	201	281	42.1
12	15-00	9	1.61	5.8	10.5	4.049	323	18	188	316	44.5
12	18-00	9	1.66	6.5	10.0	5.292	325	17	181	300	39.6
12	21-00	9	1.76	6.5	10.0	4.818	328	11	176	304	63.7
13	03-00	9	1.19	5.9	10.0	1.395	321	22	172	258	31.7
13	09-00	9	1.31	5.8	9.1	1.764	327	24	163	232	18.0
13	12-00	9	1.22	6.0	9.1	1.570	328	22	176	223	21.4
13	15-00	9	0.99	6.1	9.1	0.948	322	29	169	214	17.8
13	18-00	9	1.36	6.0	8.0	1.708	321	46	163	201	9.5
13	21-00	9	1.53	6.2	8.0	2.517	166	56	160	165	7.2
14	06-00	9	1.25	5.9	8.0	1.514	172	53	177	170	3.3
14	09-00	9	1.41	5.7	8.0	2.193	166	70	167	163	9.4
14	12-00	9	1.46	5.2	8.0	1.709	180	69	192	177	6.7
14	15-00	9	1.20	4.9	8.0	1.153	167	50	173	165	7.8
14	18-00	9	1.30	5.5	8.0	1.546	175	51	173	169	3.7
14	21-00	9	1.40	5.4	8.0	1.655	212	61	173	213	1.6
15	03-00	9	1.01	4.5	9.1	0.582	291	61	179	211	2.9
15	06-00	9	1.32	5.8	7.0	1.345	192	51	178	199	3.6
15	09-00	9	1.38	5.2	6.2	1.121	183	57	176	189	4.3
15	12-00	9	1.32	4.8	7.0	1.093	255	70	203	230	4.9
15	15-00	9	1.09	4.8	7.0	0.729	199	54	186	246	4.0
15	18-00	9	1.15	5.6	8.0	0.823	235	63	178	169	3.3
15	21-00	9	1.12	4.7	7.0	0.554	195	58	173	179	2.5
16	00-00	9	1.20	5.0	8.0	0.758	312	46	185	193	8.7
16	03-00	9	0.91	5.2	6.2	0.350	203	61	187	212	3.8
16	06-00	9	1.16	6.1	8.0	1.303	255	60	176	332	1.5
16	09-00	9	1.28	5.9	8.0	1.256	297	61	164	11	4.0
16	15-00	9	1.17	4.9	7.0	0.843	263	65	258	316	3.3
16	18-00	9	1.15	5.1	9.1	0.835	329	37	282	17	5.1
17	00-00	9	1.39	5.8	9.1	1.383	334	39	316	338	20.7
17	03-00	9	1.36	5.7	8.0	1.242	294	70	299	344	5.7
17	09-00	9	1.36	5.4	7.0	1.233	221	66	308	19	4.5

DIA	HORA	NG	HM0 (m)	T02 (s)	TP (s)	SMAX (m2.s)	THTP1 (graus)	SPRTP1 (graus)	THHF1 (graus)	THLF1 (graus)	N
17	12-00	9	1.37	5.3	7.0	0.917	283	73	323	23	6.1
17	15-00	9	1.41	5.5	10.5	1.270	351	34	308	10	5.4
17	21-00	9	1.64	6.7	10.5	2.378	15	28	324	16	5.5
18	03-00	9	1.71	7.2	11.1	2.944	10	22	316	4	17.4
18	15-00	9	1.45	7.4	11.1	2.603	7	25	319	3	11.9
18	18-00	9	1.51	7.1	11.8	2.568	9	31	316	14	9.6
18	21-00	9	1.49	7.1	11.8	2.384	10	32	306	14	14.2
19	15-00	9	1.32	6.3	7.0	1.165	317	20	317	5	17.7
19	18-00	9	1.46	6.6	10.0	2.658	347	23	317	352	8.5
19	21-00	9	1.34	6.5	9.1	1.855	332	26	276	10	7.4
20	03-00	9	1.66	7.0	10.0	3.802	326	18	300	316	29.7
20	09-00	9	1.50	5.8	10.0	2.491	329	25	217	339	15.1
20	18-00	9	1.59	5.4	10.0	1.896	321	25	311	317	21.9
20	21-00	9	1.78	5.7	11.1	3.268	318	23	312	322	19.6
21	03-00	9	2.09	6.4	11.8	4.415	325	20	342	325	15.8
21	09-00	9	1.90	5.9	11.1	2.744	335	26	339	344	6.3
21	12-00	9	2.15	6.3	11.1	4.897	333	31	344	333	3.7
21	15-00	9	2.67	7.3	10.5	13.827	343	18	346	355	21.9
21	18-00	9	2.44	7.3	11.8	10.635	346	18	337	346	14.5
21	21-00	9	2.92	8.1	11.1	17.358	2	20	357	12	9.1
22	00-00	9	2.74	8.3	11.8	12.478	355	23	16	8	11.5
22	03-00	9	2.41	7.9	11.8	9.488	360	20	9	9	13.7
22	09-00	9	2.30	7.8	11.1	8.747	350	18	359	2	11.4
22	12-00	9	2.87	8.7	12.5	15.074	22	21	12	16	12.8
22	15-00	9	3.10	9.3	11.8	17.714	14	19	6	17	11.0
22	18-00	9	2.87	9.3	11.1	10.706	6	22	2	12	8.5
22	21-00	9	3.16	9.6	13.3	16.695	20	15	27	16	26.1
23	00-00	9	2.77	8.7	13.3	12.082	31	22	96	23	19.1
23	03-00	9	2.76	8.4	13.3	15.711	33	17	174	23	37.0
23	06-00	9	1.95	6.6	12.5	5.574	27	27	181	21	9.1
23	09-00	9	2.21	8.1	11.8	8.987	24	24	168	29	7.8
23	12-00	9	1.94	7.6	11.8	6.548	27	23	162	39	10.5
23	21-00	9	1.45	8.3	12.5	3.838	26	24	190	24	18.7
24	00-00	9	1.46	8.6	11.8	4.075	26	28	187	27	7.0
24	03-00	9	1.81	9.3	11.8	6.415	30	28	174	37	12.3
24	09-00	8	1.33	7.9	11.8	2.650	25	35	207	32	9.2
24	12-00	9	1.47	8.4	11.8	4.743	23	33	224	24	6.1
24	15-00	9	1.24	8.5	11.8	2.072	19	41	230	24	4.8
24	18-00	9	1.33	8.0	10.5	2.757	14	25	300	24	7.3
24	21-00	9	1.18	8.1	11.1	2.633	17	29	305	22	10.5
25	03-00	9	1.09	7.6	12.5	1.998	23	36	223	31	10.6
25	15-00	9	1.04	7.0	11.8	1.967	11	33	226	28	9.4
25	18-00	9	0.97	6.5	11.8	1.390	20	33	246	28	7.1
25	21-00	9	0.89	7.5	11.8	0.941	9	53	276	32	2.7
26	00-00	8	0.88	7.6	11.8	0.852	11	50	239	19	2.7

DIA	HORA	NG	HM0 (m)	T02 (s)	TP (s)	SMAX (m2.s)	THTP1 (graus)	SPRTP1 (graus)	THHF1 (graus)	THLF1 (graus)	N
26	03-00	8	0.83	7.1	10.5	1.312	333	32	225	22	5.3
26	09-00	9	0.95	6.9	10.0	0.910	349	39	247	14	3.4
26	12-00	9	0.77	7.0	10.5	0.704	338	39	261	358	4.0
26	15-00	9	0.75	7.1	10.5	0.670	340	46	205	348	1.6
26	18-00	9	0.80	7.2	11.1	0.829	338	38	206	356	3.8
26	21-00	9	0.98	7.7	11.1	1.237	351	38	217	8	4.7
27	00-00	9	0.82	7.5	11.8	0.735	354	48	235	358	6.0
27	09-00	9	0.87	5.3	11.8	0.954	357	38	121	22	6.3
27	12-00	9	0.85	5.5	11.1	0.844	350	35	128	322	4.8
27	15-00	9	0.84	5.0	11.1	0.652	358	44	126	354	4.7
27	18-00	9	0.90	5.5	10.0	0.783	348	37	142	357	4.6
27	21-00	9	0.94	5.8	10.5	0.942	358	32	130	7	11.4
28	00-00	9	0.95	5.5	10.0	1.054	345	25	114	13	11.0
28	03-00	9	0.84	5.6	10.0	0.678	349	41	126	18	7.3
28	12-00	9	0.88	6.1	8.0	0.561	71	55	129	30	1.7
28	15-00	9	1.03	6.3	10.0	0.855	13	58	107	60	1.2
28	18-00	9	1.25	5.5	8.0	1.106	105	42	100	91	3.7
28	21-00	9	1.28	5.1	8.0	1.110	96	39	103	51	4.8
29	09-00	9	1.60	5.7	8.0	2.757	92	25	80	95	10.1
29	15-00	9	1.56	5.7	7.0	2.103	97	27	87	101	8.2
29	18-00	9	1.30	5.4	8.0	1.587	92	36	91	111	4.5
29	21-00	9	1.34	5.1	8.0	1.759	84	33	79	116	4.8
30	03-00	9	1.70	6.3	8.0	3.336	76	31	63	111	4.1
30	09-00	9	1.90	5.8	7.0	2.850	85	25	80	123	6.5
30	12-00	9	2.00	6.1	9.1	3.760	82	22	63	107	16.7
30	15-00	9	1.64	5.8	8.0	2.106	66	30	61	107	5.3
30	18-00	9	1.75	6.3	9.1	3.132	84	27	74	125	6.8
31	00-00	9	1.90	6.6	8.0	4.223	74	25	65	118	7.8
31	12-00	9	1.57	5.8	8.0	1.845	75	26	73	114	5.5
31	15-00	9	1.71	6.5	9.1	3.070	69	29	61	109	7.4
31	18-00	9	1.55	6.5	9.1	2.772	77	29	85	104	4.5
31	21-00	9	1.88	6.9	9.1	4.032	78	26	87	104	5.4

DIA	HORA	NG	HM0 (m)	T02 (s)	TP (s)	SMAX (m2.s)	THTP1 (graus)	SPRTP1 (graus)	THHF1 (graus)	THLF1 (graus)	N
01	12-00	9	2.08	7.8	10.0	5.396	74	24	81	79	10.1
01	15-00	9	2.53	8.4	11.8	9.053	65	26	89	77	10.8
01	18-00	9	2.36	8.1	10.5	7.353	67	24	106	76	10.0
01	21-00	9	2.88	8.6	11.1	19.101	64	19	106	77	17.2
02	00-00	9	2.39	7.2	11.1	8.744	68	19	104	80	39.9
02	06-00	9	2.54	6.5	11.1	9.849	66	22	131	86	12.6
02	12-00	9	2.75	6.2	11.1	9.378	59	23	145	82	9.9
02	15-00	9	3.36	7.0	11.1	14.253	59	26	130	75	8.8
02	18-00	9	2.62	7.1	11.1	6.414	60	32	117	76	3.8
03	00-00	9	2.25	6.7	11.1	3.957	59	34	147	90	4.9
03	03-00	9	2.45	7.1	11.1	7.069	56	22	135	83	16.7
03	09-00	9	2.22	6.3	10.0	5.882	56	25	135	97	9.8
03	12-00	9	2.09	5.9	7.0	3.044	151	50	140	103	2.1
03	15-00	9	1.99	6.0	10.0	4.721	50	32	114	79	5.3
03	18-00	9	1.77	5.6	9.1	2.282	65	34	112	99	4.7
03	21-00	9	1.78	5.1	8.0	1.714	98	50	113	96	0.6
04	00-00	9	2.15	5.2	7.0	2.340	148	54	124	91	1.1
04	03-00	9	2.11	5.5	8.0	2.775	93	55	105	98	0.9
04	09-00	9	2.18	5.9	7.0	4.560	146	38	106	129	2.3
04	12-00	9	2.00	5.8	8.0	3.215	157	46	97	164	1.9
04	15-00	9	2.06	6.0	9.1	4.565	161	57	66	150	3.1
04	18-00	9	1.81	6.1	8.0	2.933	138	58	57	142	1.6
04	21-00	9	1.60	5.3	9.1	1.733	129	63	29	144	0.5
05	00-00	9	1.43	4.9	8.0	1.332	136	56	3	133	0.9
05	03-00	9	1.46	4.6	8.0	1.203	106	56	3	117	0.8
05	15-00	9	1.42	4.5	7.0	1.072	45	58	9	46	0.8
05	18-00	9	1.53	5.1	6.2	1.457	29	53	360	93	0.5
05	21-00	9	1.51	4.9	8.0	1.308	71	29	22	96	6.3
06	03-00	9	1.68	4.8	7.0	1.626	65	37	28	79	3.4
06	06-00	9	1.54	4.9	7.0	1.805	51	30	10	64	4.7
06	09-00	9	1.80	5.1	7.0	2.075	59	30	24	67	5.2
06	12-00	9	1.72	4.9	7.0	2.237	72	28	32	92	6.3
06	15-00	9	2.14	5.3	7.0	4.434	42	48	20	47	0.9
06	18-00	9	2.26	5.6	7.0	6.233	25	37	7	46	1.1
06	21-00	9	2.14	5.4	7.0	4.569	34	35	23	85	1.6
07	00-00	9	2.12	5.5	7.0	4.252	35	38	9	82	1.4
07	03-00	9	2.14	5.4	7.0	6.021	44	32	16	85	2.6
07	09-00	9	2.31	5.6	8.0	6.356	27	31	3	53	2.2
07	12-00	9	2.42	5.6	8.0	6.834	34	32	4	63	2.7
07	15-00	9	2.69	5.8	8.0	8.493	29	32	2	66	2.4
07	18-00	9	2.96	6.3	9.1	9.525	42	20	357	58	12.2
07	21-00	9	2.77	5.9	8.0	7.676	25	23	351	47	7.3
08	03-00	9	2.44	5.8	8.0	6.268	32	24	0	70	5.5
08	09-00	9	1.98	5.4	8.0	4.225	27	27	357	88	3.9
08	12-00	9	1.83	5.5	8.0	3.986	33	27	357	105	4.8

DIA	HORA	NG	HM0 (m)	T02 (s)	TP (s)	SMAX (m2.s)	THTP1 (graus)	SPRTP1 (graus)	THHF1 (graus)	THLF1 (graus)	N
08	15-00	9	1.98	5.7	8.0	3.962	34	23	1	98	6.3
08	18-00	9	1.80	5.5	8.0	2.720	37	23	358	111	6.1
08	21-00	9	1.60	5.6	8.0	2.767	48	20	356	113	9.4
09	00-00	9	1.51	5.7	8.0	1.460	43	25	350	113	7.4
09	03-00	9	1.48	5.8	8.0	1.542	44	23	351	111	7.2
09	12-00	9	1.33	5.2	18.2	1.449	164	27	317	111	14.1
09	15-00	9	1.38	5.8	18.2	3.332	160	17	291	112	18.2
09	18-00	9	1.46	5.3	16.7	2.686	167	20	295	133	23.4
09	21-00	9	1.60	6.2	16.7	4.991	169	13	330	157	66.7
10	00-00	9	1.50	6.6	16.7	4.816	168	12	324	185	55.2
10	03-00	9	1.41	6.0	15.4	3.548	164	14	337	181	48.6
10	06-00	9	1.54	6.5	16.7	2.378	168	16	355	325	34.2
10	09-00	9	2.12	7.5	10.5	4.634	342	15	342	343	36.5
10	12-00	9	2.31	7.4	10.5	7.347	340	16	340	333	32.7
10	15-00	9	2.15	7.4	10.0	7.088	350	19	4	34	13.1
10	18-00	9	2.37	7.2	10.0	7.535	356	18	357	30	15.1
10	21-00	9	1.94	7.4	16.7	3.985	168	19	346	349	23.4
11	09-00	9	2.32	7.0	10.5	5.735	346	18	343	19	19.6
11	12-00	9	2.31	7.1	11.1	6.012	336	21	328	321	20.6
11	18-00	9	1.89	7.3	10.5	3.701	342	22	354	332	15.9
11	21-00	9	2.11	7.1	10.0	4.840	340	17	354	331	18.4
12	03-00	9	1.95	6.7	10.5	5.037	334	23	343	306	9.6
12	06-00	9	1.78	6.1	10.5	3.043	339	26	2	315	11.2
12	09-00	9	1.73	6.2	10.5	4.005	335	18	357	350	21.5
12	12-00	9	1.57	6.2	10.5	2.379	334	28	344	337	7.1
12	21-00	9	2.30	7.8	11.8	10.218	3	23	4	12	22.5
13	09-00	9	1.85	6.8	10.0	4.363	360	22	29	24	11.8
13	12-00	9	1.69	7.0	10.5	5.307	348	18	359	354	28.7
13	15-00	9	1.73	6.6	10.5	4.193	352	23	360	8	10.7
13	18-00	9	1.60	6.1	10.0	3.734	351	20	11	28	17.9
13	21-00	9	1.64	6.2	10.0	3.749	355	24	14	29	8.0
14	00-00	9	1.52	6.2	10.0	3.332	352	23	10	11	7.9
14	09-00	9	1.64	6.0	10.0	4.303	1	17	37	19	23.2
14	12-00	9	1.38	5.5	10.0	2.682	356	24	23	31	10.6
14	15-00	9	1.44	5.6	9.1	2.008	350	22	8	69	9.3
14	18-00	9	1.25	5.4	10.0	1.589	355	23	30	139	13.0
14	21-00	9	1.24	5.2	9.1	1.722	359	28	41	79	5.6
15	03-00	9	1.10	5.5	9.1	0.758	353	41	30	62	3.9
15	09-00	9	1.31	6.2	9.1	1.553	59	44	59	40	0.9
15	15-00	9	1.78	7.6	9.1	3.755	68	32	23	36	5.4
15	18-00	9	1.77	7.5	9.1	3.454	68	36	61	43	3.2
15	21-00	9	1.77	7.3	9.1	3.279	73	48	71	60	3.1
16	00-00	9	1.98	7.4	9.1	5.086	62	35	57	62	3.5
16	03-00	9	2.13	8.1	10.0	6.785	67	28	26	74	5.6
16	06-00	9	1.82	8.0	10.0	5.514	59	28	47	79	7.2

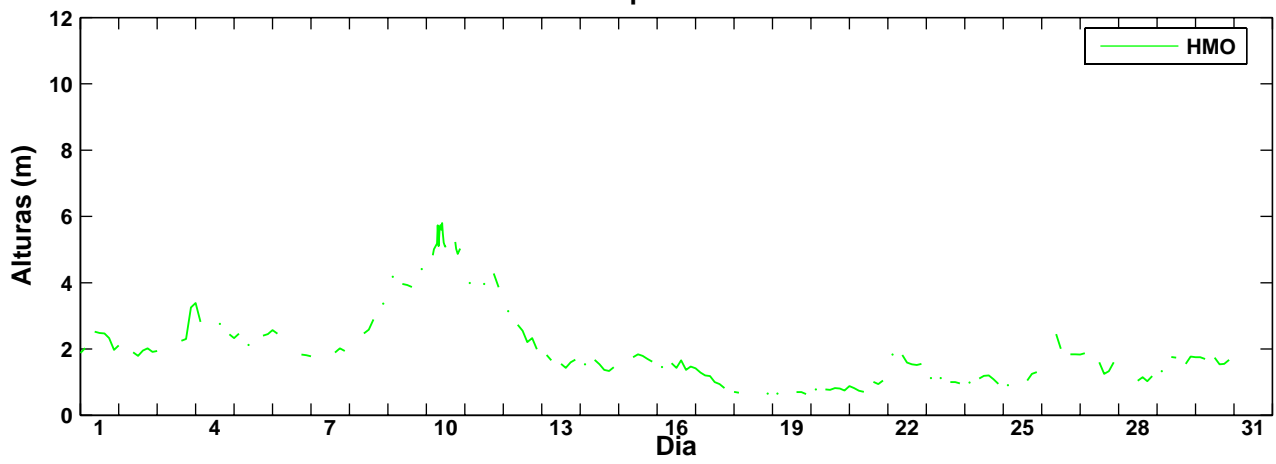
DIA	HORA	NG	HM0 (m)	T02 (s)	TP (s)	SMAX (m2.s)	THTP1 (graus)	SPRTP1 (graus)	THHF1 (graus)	THLF1 (graus)	N
16	09-00	9	1.60	7.6	10.0	3.200	53	42	49	87	1.5
16	12-00	9	1.55	7.3	10.0	3.317	56	30	26	70	4.7
16	15-00	9	1.48	6.9	10.0	2.844	55	29	3	96	5.3
16	21-00	9	1.48	6.3	9.1	3.309	61	30	0	97	7.9
17	00-00	9	1.42	6.1	9.1	1.929	57	40	14	91	3.1
17	03-00	9	1.17	5.6	9.1	1.515	38	41	341	100	1.5
17	06-00	9	1.12	5.7	9.1	1.412	52	40	346	99	2.2
17	09-00	9	1.08	6.1	9.1	1.398	41	50	349	80	1.5
17	12-00	9	1.15	5.8	8.0	1.384	29	44	6	98	0.6
17	15-00	9	1.07	5.5	8.0	1.136	28	41	358	77	1.0
17	18-00	9	1.05	5.2	8.0	1.034	45	37	340	61	3.2
17	21-00	9	0.97	5.3	8.0	0.849	41	50	345	73	1.6
18	03-00	9	1.05	5.0	8.0	0.708	13	44	342	331	0.3
18	06-00	9	0.94	5.1	9.1	0.592	355	34	352	346	3.0
18	09-00	9	1.03	4.7	16.7	0.476	337	39	348	338	9.1
18	12-00	9	1.06	4.7	8.0	0.564	1	41	359	339	1.2
18	15-00	9	1.09	5.3	16.7	0.666	337	29	356	336	8.8
18	18-00	9	1.00	5.4	15.4	0.609	337	30	353	337	19.8
18	21-00	9	0.97	5.0	14.3	0.748	328	32	348	336	9.6
19	00-00	9	1.08	4.6	14.3	0.708	330	34	8	336	15.9
19	03-00	9	1.23	5.0	13.3	1.167	335	25	358	343	20.9
19	06-00	9	1.35	5.2	11.1	1.663	329	20	2	334	20.2
19	09-00	9	1.30	5.5	11.8	1.405	319	27	4	320	11.9
19	18-00	9	1.50	5.5	9.1	1.295	325	23	14	316	11.2
19	21-00	9	1.41	5.2	10.5	1.054	324	27	10	313	10.3
20	03-00	9	1.19	5.4	9.1	1.064	334	25	20	333	8.1
21	03-00	9	0.80	5.5	8.0	0.443	343	31	31	89	4.3
21	06-00	9	0.79	5.5	8.0	0.459	342	27	6	6	5.1
21	09-00	9	0.86	6.2	8.0	0.589	346	26	22	18	6.6
21	12-00	9	1.04	6.4	9.1	1.334	342	16	9	0	22.7
21	15-00	9	1.02	6.0	10.5	0.784	346	26	10	6	12.5
21	21-00	9	1.21	5.9	10.0	1.715	348	19	346	352	15.3
22	03-00	9	1.11	5.7	10.0	1.328	345	22	14	15	12.7
22	18-00	9	1.17	4.5	9.1	0.925	349	23	11	22	12.6
22	21-00	9	1.27	4.9	9.1	1.474	344	20	0	20	15.5
23	00-00	9	1.24	4.7	9.1	1.003	338	27	11	13	8.3
23	09-00	8	1.17	5.1	8.0	0.844	354	23	10	28	8.7
23	18-00	9	1.08	4.4	10.5	0.639	10	27	17	21	7.0
23	21-00	9	1.10	4.7	10.0	0.718	349	26	10	6	6.3
24	03-00	9	1.22	5.3	8.0	0.977	353	23	11	33	7.7
24	06-00	9	1.19	5.3	9.1	1.153	3	23	28	29	8.4
24	09-00	9	1.23	4.8	9.1	1.116	357	20	11	14	11.6
24	12-00	9	1.27	4.9	10.0	1.264	1	27	12	32	4.7
24	15-00	9	1.22	4.9	10.0	0.792	15	26	21	12	16.5
24	18-00	9	1.14	4.7	9.1	0.825	11	28	36	42	7.2

DIA	HORA	NG	HM0 (m)	T02 (s)	TP (s)	SMAX (m2.s)	THTP1 (graus)	SPRTP1 (graus)	THHF1 (graus)	THLF1 (graus)	N
24	21-00	9	1.29	5.3	9.1	0.957	8	23	25	31	6.9
25	00-00	9	1.30	5.2	10.5	1.410	11	22	7	40	17.3
25	06-00	9	1.26	4.6	10.0	1.105	17	25	30	52	13.3
25	09-00	9	1.28	4.4	10.5	0.927	10	27	24	34	9.3
25	12-00	9	1.30	4.8	10.0	0.756	11	30	3	64	7.2
25	15-00	9	1.21	4.5	10.0	0.726	10	25	5	53	11.3
25	18-00	9	1.27	4.7	10.0	0.863	24	26	18	68	8.9
25	21-00	9	1.37	4.7	10.0	0.974	28	25	17	76	10.1
26	03-00	9	1.41	4.8	7.0	1.202	4	24	359	42	8.4
26	09-00	9	1.42	4.7	8.0	1.254	11	26	11	72	7.0
26	12-00	9	1.57	5.0	7.0	1.416	0	21	356	69	9.0
26	18-00	9	1.47	4.7	8.0	1.409	5	26	12	56	5.8
26	21-00	9	1.58	4.8	8.0	1.373	10	28	16	64	3.7
27	00-00	9	1.64	5.1	8.0	2.138	360	24	5	26	5.4
28	00-00	9	0.96	4.6	8.0	0.398	355	27	4	143	6.6
28	03-00	9	1.00	4.8	7.0	0.536	358	25	2	156	5.5
28	09-00	9	0.87	5.0	8.0	0.484	356	24	17	113	10.7
28	12-00	9	1.02	4.6	8.0	0.654	360	22	353	345	9.8
28	15-00	9	0.87	4.8	8.0	0.402	353	23	351	200	7.6
28	21-00	9	0.80	5.5	7.0	0.491	350	24	2	156	6.4
29	03-00	9	0.74	5.5	8.0	0.396	347	24	341	174	9.8
29	18-00	9	0.97	4.2	7.0	0.740	326	22	256	184	9.2
29	21-00	9	0.96	4.7	7.0	0.701	318	20	220	185	16.6
30	00-00	8	1.08	4.3	7.0	0.964	331	17	231	190	20.7
30	12-00	8	0.93	4.6	7.0	0.371	335	35	197	116	8.6
30	18-00	9	1.12	4.3	9.1	0.573	356	35	229	64	15.6
30	21-00	9	1.10	5.2	9.1	0.672	356	29	229	342	14.7

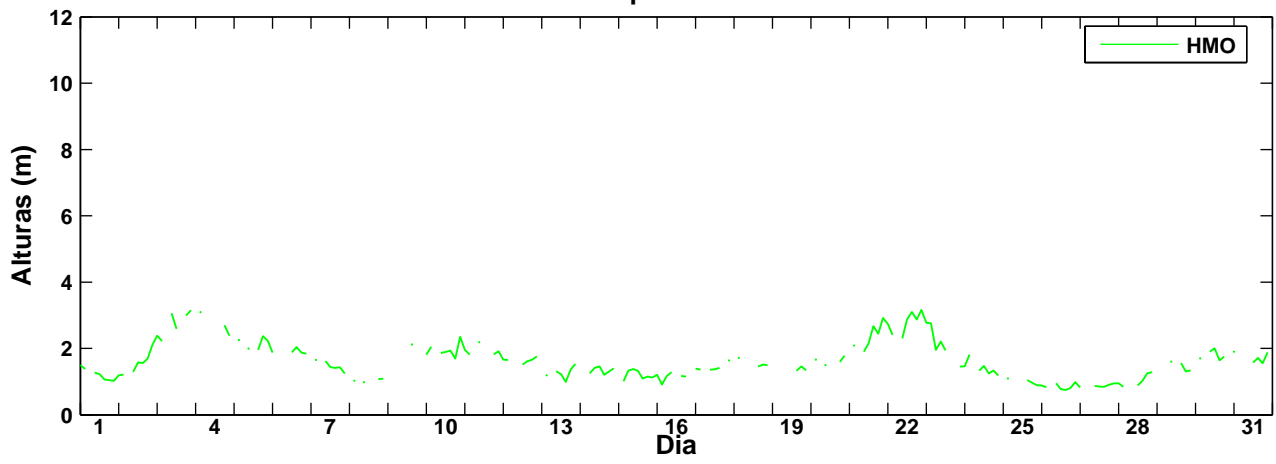
## ANEXO E

Gráficos temporais de HM0, T02, TP, THTP1, SPRTP1, THHF1 E THLF1

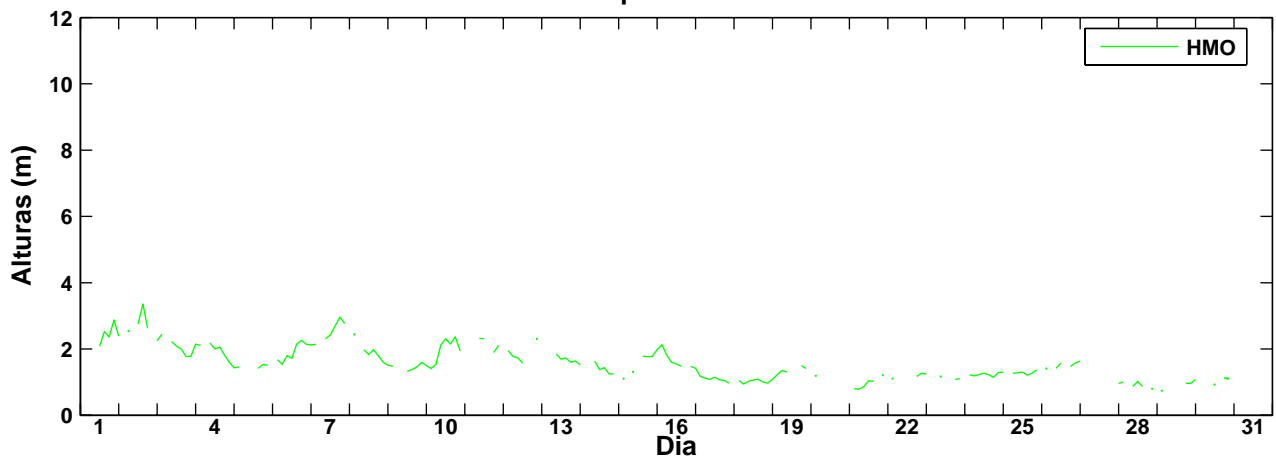
**TERCEIRA**  
**Série temporal – Abril 2006**



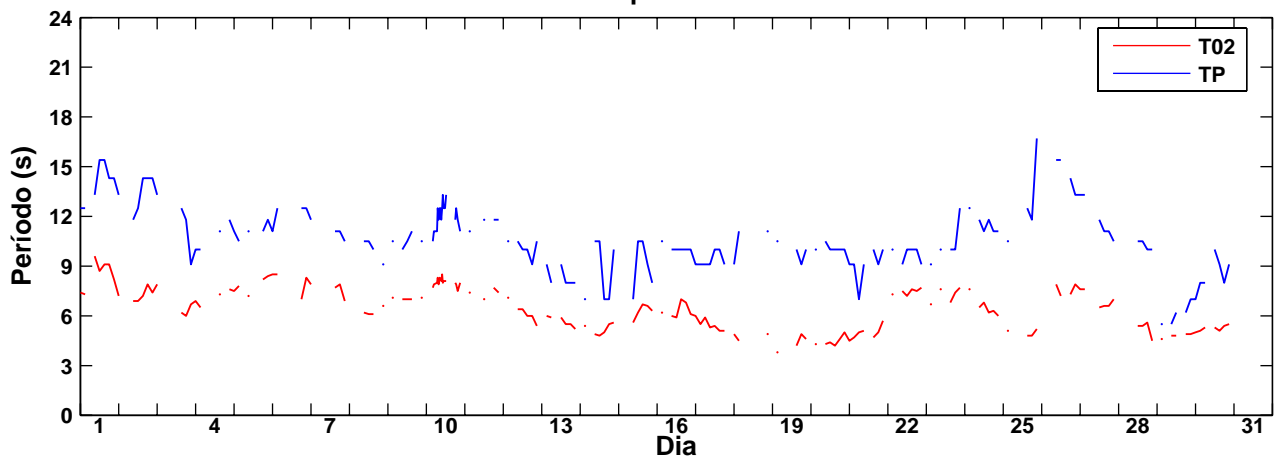
**Série temporal – Maio 2006**



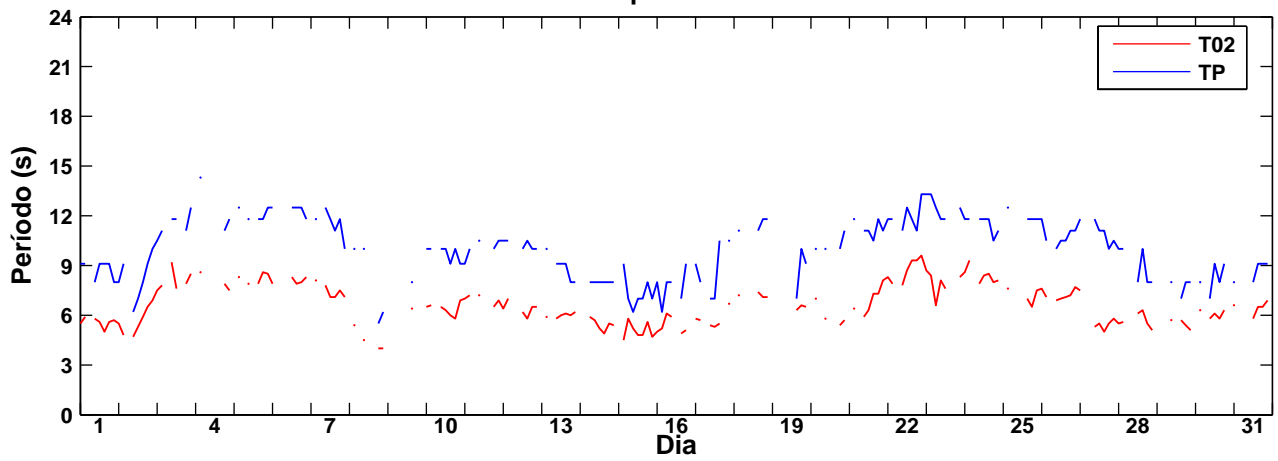
**Série temporal – Junho 2006**



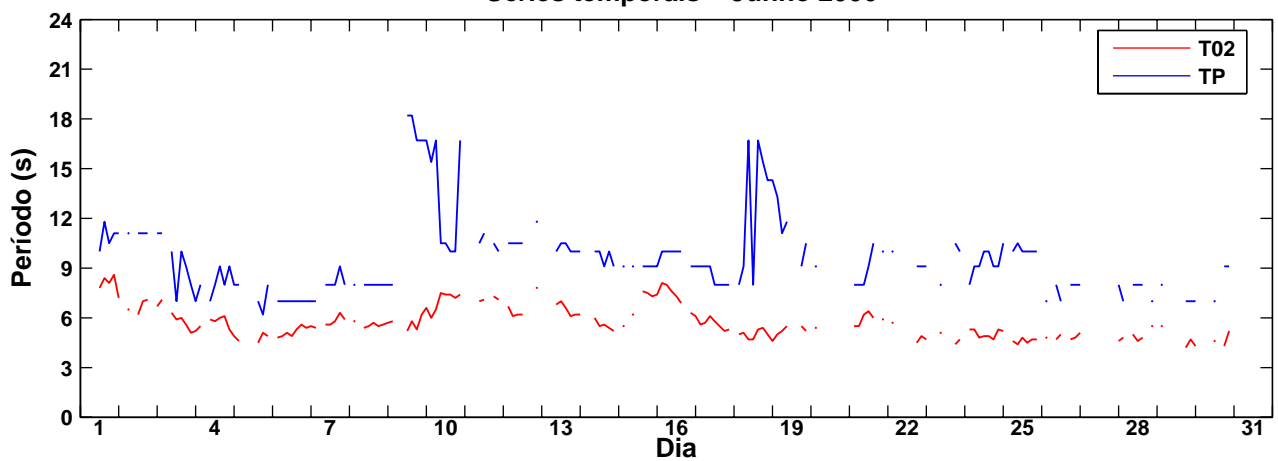
**TERCEIRA**  
**Séries temporais – Abril 2006**



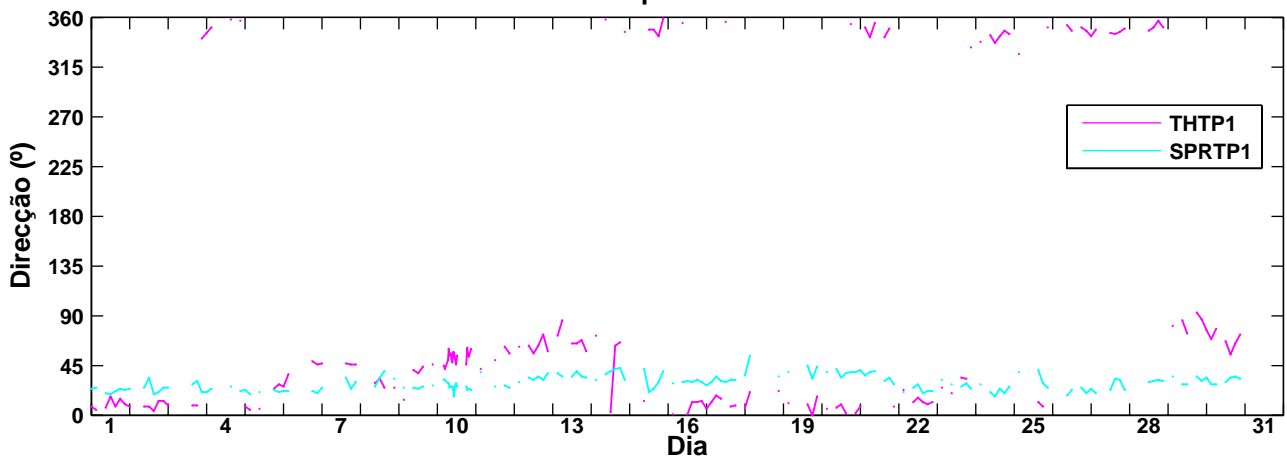
**Séries temporais – Maio 2006**



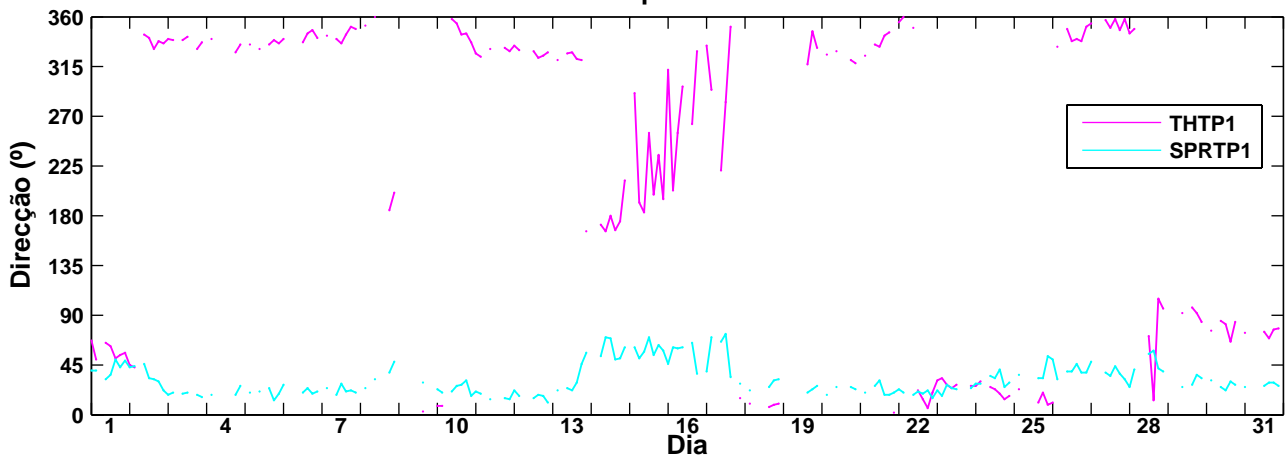
**Séries temporais – Junho 2006**



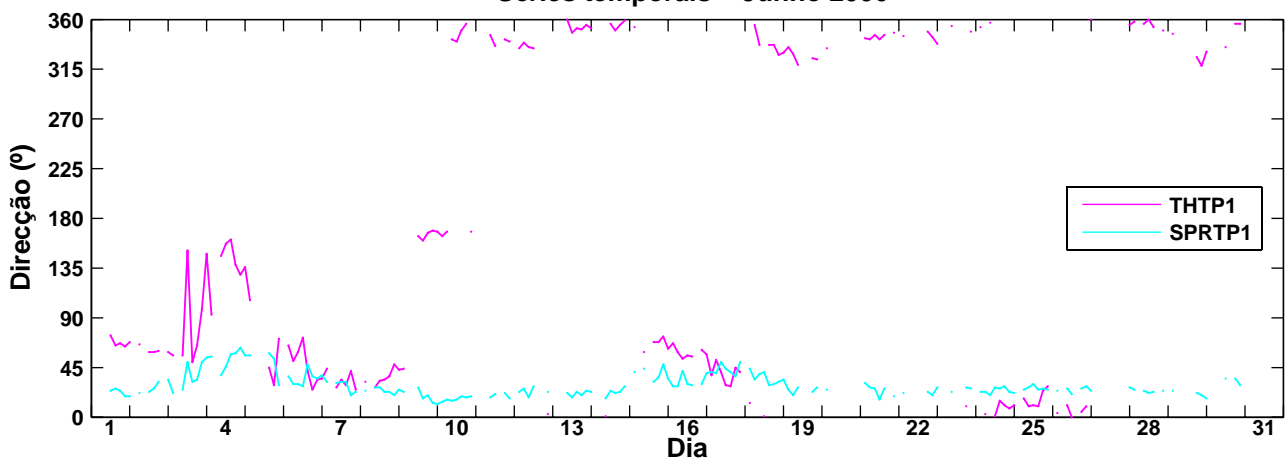
TERCEIRA  
Séries temporais – Abril 2006



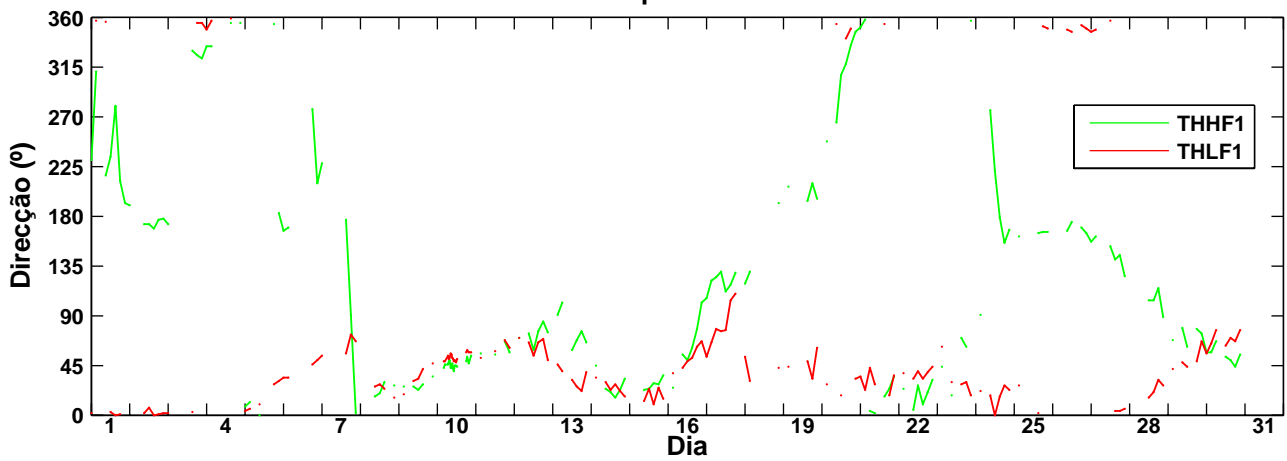
Séries temporais – Maio 2006



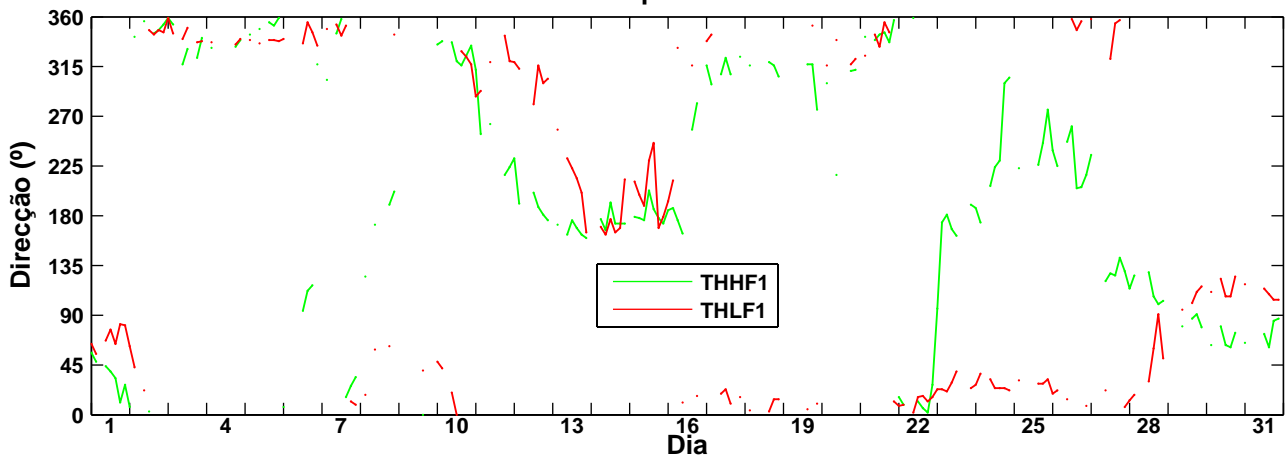
Séries temporais – Junho 2006



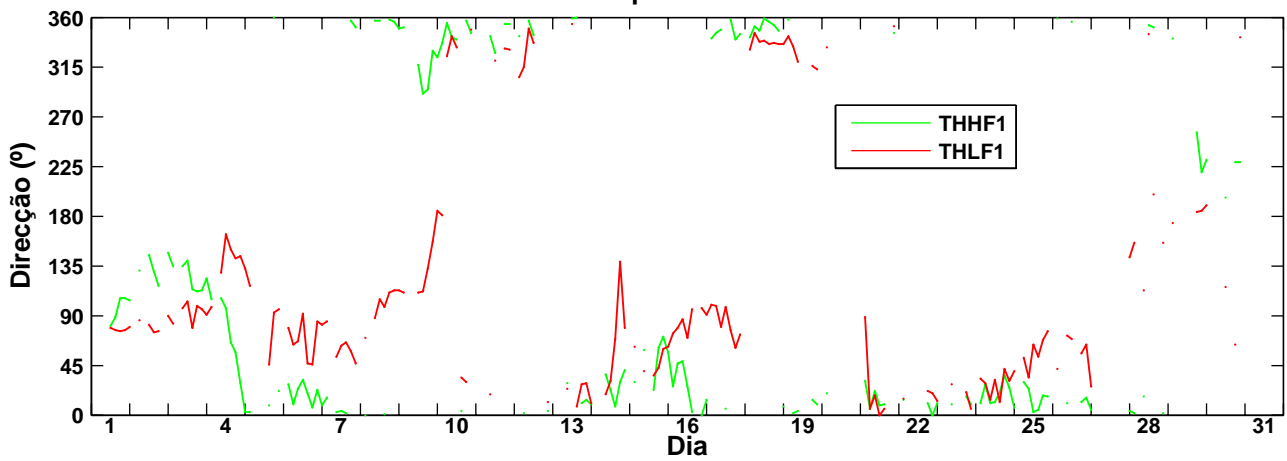
TERCEIRA  
Séries temporais – Abril 2006



Séries temporais – Maio 2006



Séries temporais – Junho 2006



## ANEXO F

Tabelas de ocorrências conjuntas HM0-T02, HM0-TP, HM0-THTP1 e TP-THTP1

TABELA DE OCORRENCIAS CONJUNTAS

TERCEIRA ABR 2006

T02	< 3	3	4	5	6	7	8	9	10	11	12	13	14	15	16	17	>18	SOMA	%	MED	
HMO	4	5	6	7	8	9	10	11	12	13	14	15	16	17	18	19	20	21	22	23	
.0- .5																					
.5- 1.0		1	13	7	1	2												24	14.4	5.0	
1.0- 1.5			5	14	12	2												33	19.8	5.8	
1.5- 2.0			6	14	10	19	2											51	30.5	6.4	
2.0- 2.5					5	10	4	2										21	12.6	7.5	
2.5- 3.0					5	1	1	1										8	4.8	7.1	
3.0- 3.5					3	1												4	2.4	6.8	
3.5- 4.0						6												6	3.6	7.1	
4.0- 4.5						3												3	1.8	7.3	
4.5- 5.0						2												2	1.2	7.6	
5.0- 5.5						3	7											10	6.0	8.0	
5.5- 6.0							5											5	3.0	8.3	
6.0- 6.5																					
6.5- 7.0																					
7.0- 7.5																					
7.5- 8.0																					
8.0- 8.5																					
8.5- 9.0																					
9.0- 9.5																					
9.5-10.0																					
10.0-10.5																					
10.5-11.0																					
11.0-11.5																					
11.5-12.0																					
12.0-12.5																					
12.5-13.0																					
13.0-13.5																					
13.5-14.0																					
14.0-14.5																					
14.5-15.0																					
>15.0																					
SOMA		1	24	35	36	49	19	3										167	100		
%		.6	14.4	21.0	21.6	29.3	11.4	1.8										100			
MED		.6	1.1	1.3	1.9	2.6	4.3	2.4													

T02						HMO					
MED	6.5	MIN	3.8	MAX	9.6	MED	2.14	MIN	.64	MAX	5.80
DES.PAD	1.3	ASSIM	-.02	CURT	1.95	DES.PAD	1.33	ASSIM	1.34	CURT	3.86

TABELA DE OCORRENCIAS CONJUNTAS

TERCEIRA MAI 2006

T02	< 3	3	4	5	6	7	8	9	10	11	12	13	14	15	16	17	>18	SOMA	%	MED	
HMO	4	5	6	7	8	9	10	11	12	13	14	15	16	17	18	19	20	21	22	23	
.0- .5																					
.5- 1.0			1	8	4	8												21	12.6	6.3	
1.0- 1.5			10	30	7	9	6											62	37.1	6.0	
1.5- 2.0				14	20	11	4	1										50	29.9	6.7	
2.0- 2.5					7	8	4											19	11.4	7.4	
2.5- 3.0						4	5	1										10	6.0	8.2	
3.0- 3.5							2	3										5	3.0	9.0	
3.5- 4.0																					
4.0- 4.5																					
4.5- 5.0																					
5.0- 5.5																					
5.5- 6.0																					
6.0- 6.5																					
6.5- 7.0																					
7.0- 7.5																					
7.5- 8.0																					
8.0- 8.5																					
8.5- 9.0																					
9.0- 9.5																					
9.5-10.0																					
10.0-10.5																					
10.5-11.0																					
11.0-11.5																					
11.5-12.0																					
12.0-12.5																					
12.5-13.0																					
13.0-13.5																					
13.5-14.0																					
14.0-14.5																					
14.5-15.0																					
>15.0																					
SOMA			11	52	38	40	21	5										167	100		
%			6.6	31.1	22.8	24.0	12.6	3.0										100			
MED			1.1	1.3	1.6	1.7	2.1	2.8													

T02						HMO					
MED	6.6	MIN	4.0	MAX	9.6	MED	1.61	MIN	.75	MAX	3.16
DES.PAD	1.2	ASSIM	.28	CURT	2.29	DES.PAD	.57	ASSIM	.85	CURT	3.19

TABELA DE OCORRENCIAS CONJUNTAS

TERCEIRA JUN 2006

T02	< 3	3	4	5	6	7	8	9	10	11	12	13	14	15	16	17	>18	SOMA	%	MED	
HMO	4	5	6	7	8	9	10	11	12	13	14	15	16	17	18	19	20	21	22	23	
.0- .5																					
.5- 1.0			5	8	1													14	8.6	5.1	
1.0- 1.5			28	30	8													66	40.7	5.2	
1.5- 2.0			5	14	15	9	1											44	27.2	6.1	
2.0- 2.5				13	3	11	2											29	17.9	6.5	
2.5- 3.0				2	3	1	2											8	4.9	6.8	
3.0- 3.5						1												1	.6	7.0	
3.5- 4.0																					
4.0- 4.5																					
4.5- 5.0																					
5.0- 5.5																					
5.5- 6.0																					
6.0- 6.5																					
6.5- 7.0																					
7.0- 7.5																					
7.5- 8.0																					
8.0- 8.5																					
8.5- 9.0																					
9.0- 9.5																					
9.5-10.0																					
10.0-10.5																					
10.5-11.0																					
11.0-11.5																					
11.5-12.0																					
12.0-12.5																					
12.5-13.0																					
13.0-13.5																					
13.5-14.0																					
14.0-14.5																					
14.5-15.0																					
>15.0																					
SOMA			38	67	30	22	5											162	100		
%			23.5	41.4	18.5	13.6	3.1											100			
MED			1.2	1.5	1.7	2.1	2.3														

T02						HMO					
MED	5.8	MIN	4.2	MAX	8.6	MED	1.60	MIN	.74	MAX	3.36
DES.PAD	1.0	ASSIM	.78	CURT	2.86	DES.PAD	.52	ASSIM	.70	CURT	2.95

## TABELA DE OCORRENCIAS CONJUNTAS

TERCEIRA ABR 2006

TP	< 3	3	4	5	6	7	8	9	10	11	12	13	14	15	16	17	>18	SOMA	%	MED	
HMO	4	5	6	7	8	9	10	11	12	13	14	15	16	17	18	19	20				
.0- .5																					
.5- 1.0						1		7	11	3	2							24	14.4	10.0	
1.0- 1.5				1		2	1	5	15	7	1				1			33	19.8	10.1	
1.5- 2.0				1	2	4	7	7	14	4	4	4	4					51	30.5	10.1	
2.0- 2.5								1	3	7	3	1	2	4				21	12.6	12.4	
2.5- 3.0									5	2		1						8	4.8	10.8	
3.0- 3.5								2	2									4	2.4	9.7	
3.5- 4.0									2	4								6	3.6	11.1	
4.0- 4.5									2	1								3	1.8	10.9	
4.5- 5.0									1	1								2	1.2	11.1	
5.0- 5.5										5	3	2						10	6.0	12.1	
5.5- 6.0										1	4							5	3.0	12.4	
6.0- 6.5																					
6.5- 7.0																					
7.0- 7.5																					
7.5- 8.0																					
8.0- 8.5																					
8.5- 9.0																					
9.0- 9.5																					
9.5-10.0																					
10.0-10.5																					
10.5-11.0																					
11.0-11.5																					
11.5-12.0																					
12.0-12.5																					
12.5-13.0																					
13.0-13.5																					
13.5-14.0																					
14.0-14.5																					
14.5-15.0																					
>15.0																					
SOMA				2	2	7	8	22	55	35	17	8	6	4	1			167	100		
%				1.2	1.2	4.2	4.8	13.2	32.9	21.0	10.2	4.8	3.6	2.4	.6			100			
MED				1.5	1.6	1.5	1.6	1.5	1.8	2.7	3.3	2.8	2.0	2.4	1.3						

TP

HMO

MED 10.7

MIN 5.5

MAX 16.7

MED 2.14

MIN .64

MAX 5.80

DES.PAD 2.0

ASSIM .13

CURT 3.46

DES.PAD 1.33

ASSIM 1.34

CURT 3.86

TABELA DE OCORRENCIAS CONJUNTAS

TERCEIRA MAI 2006

TP	< 3	3	4	5	6	7	8	9	10	11	12	13	14	15	16	17	>18	SOMA	%	MED
HMO	4	5	6	7	8	9	10	11	12	13	14	15	16	17	18	19	20			
.0- .5																				
.5- 1.0					1		1	1	9	9								21	12.6	10.4
1.0- 1.5				1	3	8	19	11	7	11	2							62	37.1	9.0
1.5- 2.0						3	7	8	17	10	5							50	29.9	10.0
2.0- 2.5							1	2	4	9	3							19	11.4	11.0
2.5- 3.0									1	6	1	2						10	6.0	11.8
3.0- 3.5										2	1	1	1					5	3.0	12.7
3.5- 4.0																				
4.0- 4.5																				
4.5- 5.0																				
5.0- 5.5																				
5.5- 6.0																				
6.0- 6.5																				
6.5- 7.0																				
7.0- 7.5																				
7.5- 8.0																				
8.0- 8.5																				
8.5- 9.0																				
9.0- 9.5																				
9.5-10.0																				
10.0-10.5																				
10.5-11.0																				
11.0-11.5																				
11.5-12.0																				
12.0-12.5																				
12.5-13.0																				
13.0-13.5																				
13.5-14.0																				
14.0-14.5																				
14.5-15.0																				
>15.0																				
SOMA				1	4	11	28	22	38	47	12	3	1					167	100	
%				.6	2.4	6.6	16.8	13.2	22.8	28.1	7.2	1.8	.6					100		
MED				1.1	1.2	1.4	1.4	1.5	1.5	1.8	2.0	2.9	3.1							

TP						HMO					
MED	10.0	MIN	5.5	MAX	14.3	MED	1.61	MIN	.75	MAX	3.16
DES.PAD	1.8	ASSIM	-.22	CURT	2.19	DES.PAD	.57	ASSIM	.85	CURT	3.19

TABELA DE OCORRENCIAS CONJUNTAS

TERCEIRA JUN 2006

TP	< 3	3	4	5	6	7	8	9	10	11	12	13	14	15	16	17	>18	SOMA	%	MED	
HMO	4	5	6	7	8	9	10	11	12	13	14	15	16	17	18	19	20	21	22	23	
.0- .5																					
.5- 1.0						4	8	1					1					14	8.6	8.2	
1.0- 1.5						4	13	20	18	2		1	1	2	3		2	66	40.7	10.1	
1.5- 2.0					1	5	11	7	16						4			44	27.2	9.6	
2.0- 2.5						8	5	1	10	5								29	17.9	9.1	
2.5- 3.0							2	1		5								8	4.9	10.2	
3.0- 3.5										1								1	.6	11.1	
3.5- 4.0																					
4.0- 4.5																					
4.5- 5.0																					
5.0- 5.5																					
5.5- 6.0																					
6.0- 6.5																					
6.5- 7.0																					
7.0- 7.5																					
7.5- 8.0																					
8.0- 8.5																					
8.5- 9.0																					
9.0- 9.5																					
9.5-10.0																					
10.0-10.5																					
10.5-11.0																					
11.0-11.5																					
11.5-12.0																					
12.0-12.5																					
12.5-13.0																					
13.0-13.5																					
13.5-14.0																					
14.0-14.5																					
14.5-15.0																					
>15.0																					
SOMA					1	21	39	30	44	13		1	2	2	7		2	162	100		
%					.6	13.0	24.1	18.5	27.2	8.0		.6	1.2	1.2	4.3		1.2	100			
MED					1.5	1.6	1.5	1.4	1.6	2.4		1.2	1.0	1.2	1.5		1.4				

TP						HMO					
MED	9.6	MIN	6.2	MAX	18.2	MED	1.60	MIN	.74	MAX	3.36
DES.PAD	2.4	ASSIM	1.69	CURT	6.02	DES.PAD	.52	ASSIM	.70	CURT	2.95

THTP1	0	30	60	90	120	150	180	210	240	270	300	330			
HMO	30	60	90	120	150	180	210	240	270	300	330	360	SOMA	%	MED
.0- .5															
.5- 1.0	15										1	8	24	14.4	360
1.0- 1.5	13	2	4									14	33	19.8	9
1.5- 2.0	16	8	14	1								12	51	30.5	31
2.0- 2.5	14	2	2									3	21	12.6	18
2.5- 3.0	3	2	1									2	8	4.8	25
3.0- 3.5	1		1									2	4	2.4	13
3.5- 4.0		6											6	3.6	45
4.0- 4.5	1	1	1										3	1.8	41
4.5- 5.0		2											2	1.2	49
5.0- 5.5		8	2										10	6.0	52
5.5- 6.0		4	1										5	3.0	54
6.0- 6.5															
6.5- 7.0															
7.0- 7.5															
7.5- 8.0															
8.0- 8.5															
8.5- 9.0															
9.0- 9.5															
9.5-10.0															
10.0-10.5															
10.5-11.0															
11.0-11.5															
11.5-12.0															
12.0-12.5															
12.5-13.0															
13.0-13.5															
13.5-14.0															
14.0-14.5															
14.5-15.0															
>15.0															
SOMA	63	35	26	1							1	41	167	100	
%	37.7	21.0	15.6	.6							.6	24.6	100		
MED	1.6	3.7	2.3	1.5							.9	1.5			

THTP1

HMO

MED 22      MIN 0      MAX 359      MED 2.14      MIN .64      MAX 5.80  
DES.PAD .53      ASSIM -1.02      CURT -1.55      DES.PAD 1.33      ASSIM 1.34      CURT 3.86

THTP1	0	30	60	90	120	150	180	210	240	270	300	330			
HMO	30	60	90	120	150	180	210	240	270	300	330	360	SOMA	%	MED
.0- .5															
.5- 1.0	3		1				1				1	15	21	12.6	353
1.0- 1.5	12	6	3	3		4	7	3	3	4	7	10	62	37.1	353
1.5- 2.0	6	1	10	2		1						11	19	50	2
2.0- 2.5	3		1									1	14	19	348
2.5- 3.0	3	2										1	4	10	359
3.0- 3.5	2												3	5	354
3.5- 4.0															
4.0- 4.5															
4.5- 5.0															
5.0- 5.5															
5.5- 6.0															
6.0- 6.5															
6.5- 7.0															
7.0- 7.5															
7.5- 8.0															
8.0- 8.5															
8.5- 9.0															
9.0- 9.5															
9.5-10.0															
10.0-10.5															
10.5-11.0															
11.0-11.5															
11.5-12.0															
12.0-12.5															
12.5-13.0															
13.0-13.5															
13.5-14.0															
14.0-14.5															
14.5-15.0															
>15.0															
SOMA	29	9	15	5		5	8	3	3	4	21	65	167	100	
%	17.4	5.4	9.0	3.0		3.0	4.8	1.8	1.8	2.4	12.6	38.9	100		
MED	1.7	1.6	1.6	1.4		1.3	1.2	1.3	1.2	1.3	1.6	1.7			

THTP1

HMO

MED 356      MIN 0      MAX 358      MED 1.61      MIN .75      MAX 3.16  
DES.PAD .99      ASSIM -.30      CURT 2.01      DES.PAD .57      ASSIM .85      CURT 3.19

THTP1	0	30	60	90	120	150	180	210	240	270	300	330			
HMO	30	60	90	120	150	180	210	240	270	300	330	360	SOMA	%	MED
.0- .5															
.5- 1.0		1									3	10	14	8.6	346
1.0- 1.5	20	9	1	1	1	4					3	27	66	40.7	8
1.5- 2.0	5	11	8	1	2	4					1	12	44	27.2	37
2.0- 2.5	3	9	4	1	2	3						7	29	17.9	43
2.5- 3.0	2	2	4										8	4.9	51
3.0- 3.5		1											1	.6	59
3.5- 4.0															
4.0- 4.5															
4.5- 5.0															
5.0- 5.5															
5.5- 6.0															
6.0- 6.5															
6.5- 7.0															
7.0- 7.5															
7.5- 8.0															
8.0- 8.5															
8.5- 9.0															
9.0- 9.5															
9.5-10.0															
10.0-10.5															
10.5-11.0															
11.0-11.5															
11.5-12.0															
12.0-12.5															
12.5-13.0															
13.0-13.5															
13.5-14.0															
14.0-14.5															
14.5-15.0															
>15.0															
SOMA	30	33	17	3	5	11					7	56	162	100	
%	18.5	20.4	10.5	1.9	3.1	6.8					4.3	34.6	100		
MED	1.5	1.8	2.1	1.8	1.8	1.7					1.2	1.4			

THTP1

HMO

MED 21      MIN 0      MAX 359      MED 1.60      MIN .74      MAX 3.36  
DES.PAD .88      ASSIM -1.16      CURT 1.57      DES.PAD .52      ASSIM .70      CURT 2.95

THTP1	0	30	60	90	120	150	180	210	240	270	300	330			
TP	30	60	90	120	150	180	210	240	270	300	330	360	SOMA	%	MED
.0- 1.0															
1.0- 2.0															
2.0- 3.0															
3.0- 4.0															
4.0- 5.0															
5.0- 6.0				2									2	1.2	84
6.0- 7.0			1	1									2	1.2	84
7.0- 8.0	1		5									1	7	4.2	54
8.0- 9.0		1	6									1	8	4.8	62
9.0-10.0	12	1	4									5	22	13.2	18
10.0-11.0	25	10	4								1	15	55	32.9	14
11.0-12.0	10	13	2									10	35	21.0	22
12.0-13.0	5	8	2									2	17	10.2	31
13.0-14.0	3	2										3	8	4.8	11
14.0-15.0	5											1	6	3.6	8
15.0-16.0	2											2	4	2.4	1
16.0-17.0												1	1	.6	351
17.0-18.0															
>18.0															
SOMA	63	35	26	1							1	41	167	100	
%	37.7	21.0	15.6	.6							.6	24.6	100		
MED	10.9	11.3	8.7	6.2							10.5	11.1			

THTP1

TP

MED 22      MIN 0      MAX 359      MED 10.7      MIN 5.5      MAX 16.7  
 DES.PAD .53      ASSIM -1.02      CURT -1.55      DES.PAD 1.99      ASSIM .13      CURT 3.46

THTP1	0	30	60	90	120	150	180	210	240	270	300	330			
TP	30	60	90	120	150	180	210	240	270	300	330	360	SOMA	%	MED
.0- 1.0															
1.0- 2.0															
2.0- 3.0															
3.0- 4.0															
4.0- 5.0															
5.0- 6.0							1						1	.6	185
6.0- 7.0							3					1	4	2.4	210
7.0- 8.0			1	1			3	1	2	1	1	1	11	6.6	238
8.0- 9.0	1	2	7	4		5	1	2	1	2	2	1	28	16.8	94
9.0-10.0		4	7							1	5	5	22	13.2	17
10.0-11.0	5										10	23	38	22.8	343
11.0-12.0	18	1									3	25	47	28.1	355
12.0-13.0	4											8	12	7.2	354
13.0-14.0	1	2											3	1.8	28
14.0-15.0												1	1	.6	340
15.0-16.0															
16.0-17.0															
17.0-18.0															
>18.0															
SOMA	29	9	15	5		5	8	3	3	4	21	65	167	100	
%	17.4	5.4	9.0	3.0		3.0	4.8	1.8	1.8	2.4	12.6	38.9	100		
MED	11.4	10.1	8.4	7.8		8.0	6.6	7.7	7.3	8.0	9.7	10.8			

THTP1

TP

MED 356      MIN 0      MAX 358      MED 10.0      MIN 5.5      MAX 14.3  
DES.PAD .99      ASSIM -.30      CURT 2.01      DES.PAD 1.83      ASSIM -.22      CURT 2.19

THTP1	0	30	60	90	120	150	180	210	240	270	300	330			
TP	30	60	90	120	150	180	210	240	270	300	330	360	SOMA	%	MED
.0- 1.0															
1.0- 2.0															
2.0- 3.0															
3.0- 4.0															
4.0- 5.0															
5.0- 6.0															
6.0- 7.0	1												1	.6	29
7.0- 8.0	3	7	2		2	1					2	4	21	13.0	29
8.0- 9.0	11	10	1	3	2	1						11	39	24.1	28
9.0-10.0	3	6	6		1	1					1	12	30	18.5	23
10.0-11.0	11	6	3								1	23	44	27.2	6
11.0-12.0	1	4	5								2	1	13	8.0	39
12.0-13.0															
13.0-14.0												1	1	.6	335
14.0-15.0											1	1	2	1.2	329
15.0-16.0						1						1	2	1.2	251
16.0-17.0						5						2	7	4.3	175
17.0-18.0															
>18.0						2							2	1.2	162
SOMA	30	33	17	3	5	11					7	56	162	100	
%	18.5	20.4	10.5	1.9	3.1	6.8					4.3	34.6	100		
MED	8.9	8.7	9.6	8.0	7.8	14.5					10.1	9.8			

THTP1

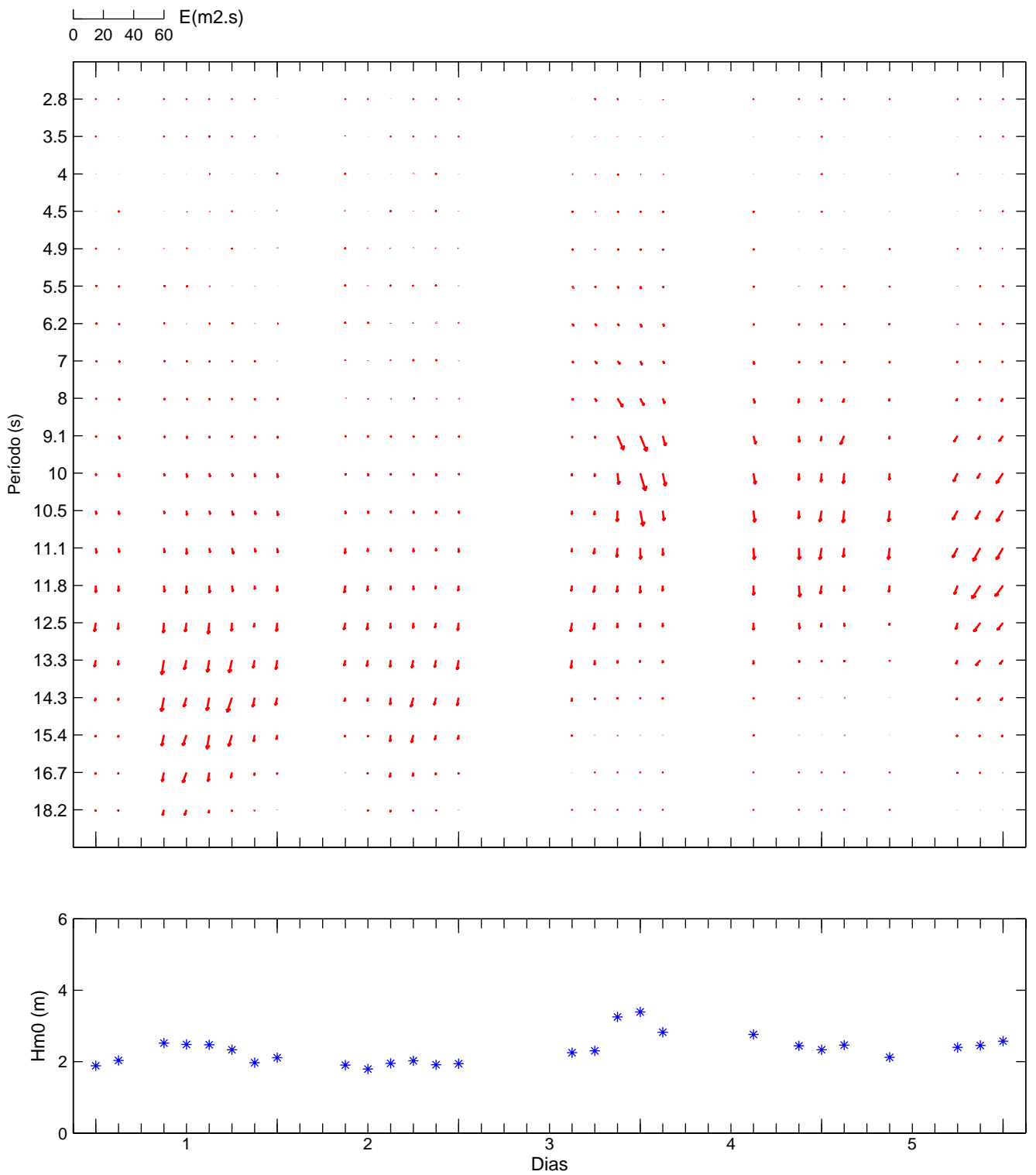
TP

MED	21	MIN	0	MAX	359	MED	9.6	MIN	6.2	MAX	18.2
DES.PAD	.88	ASSIM	-1.16	CURT	1.57	DES.PAD	2.42	ASSIM	1.69	CURT	6.02

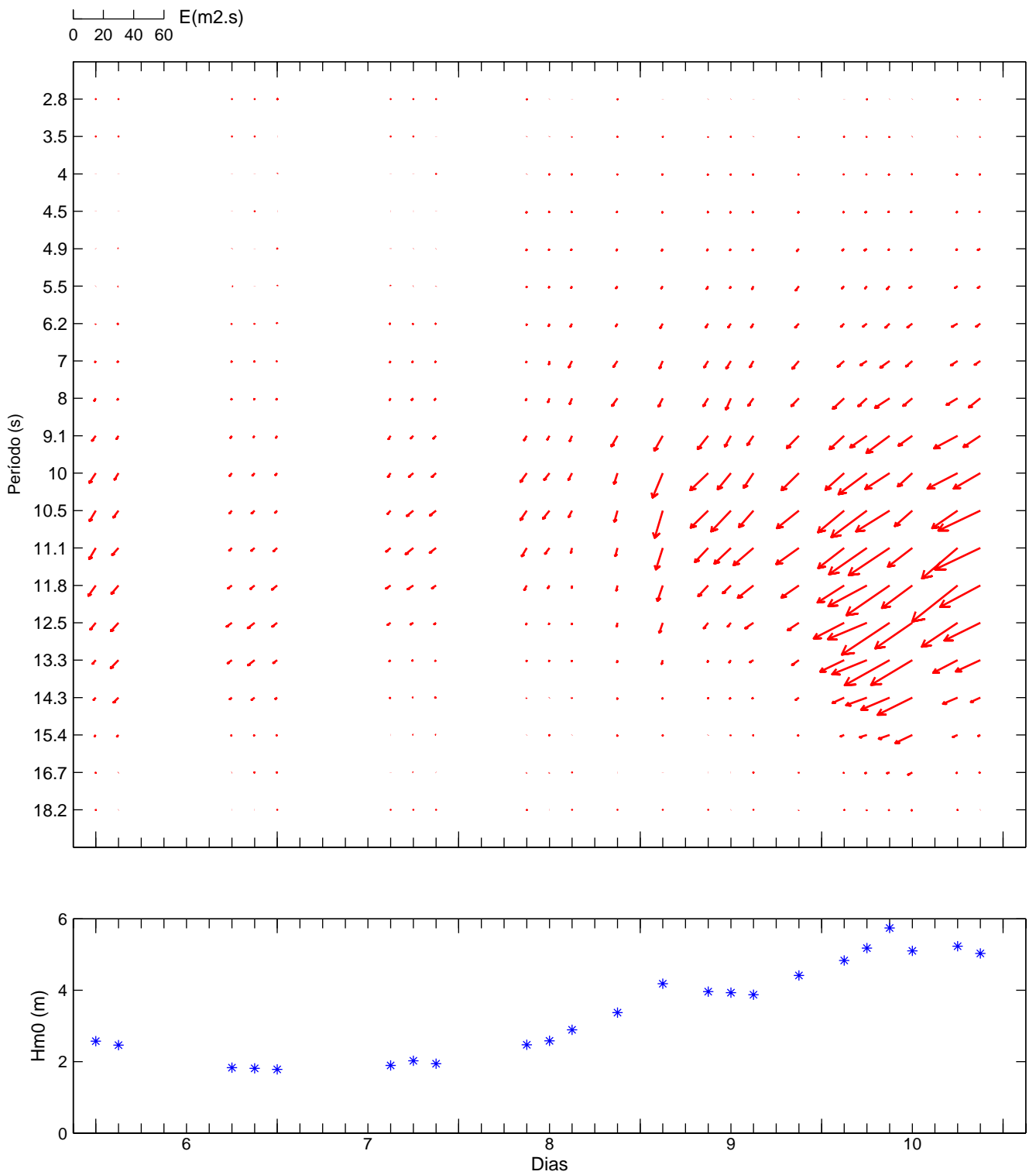
## ANEXO G

Evolução temporal da distribuição de energia e da direcção média por banda de frequência

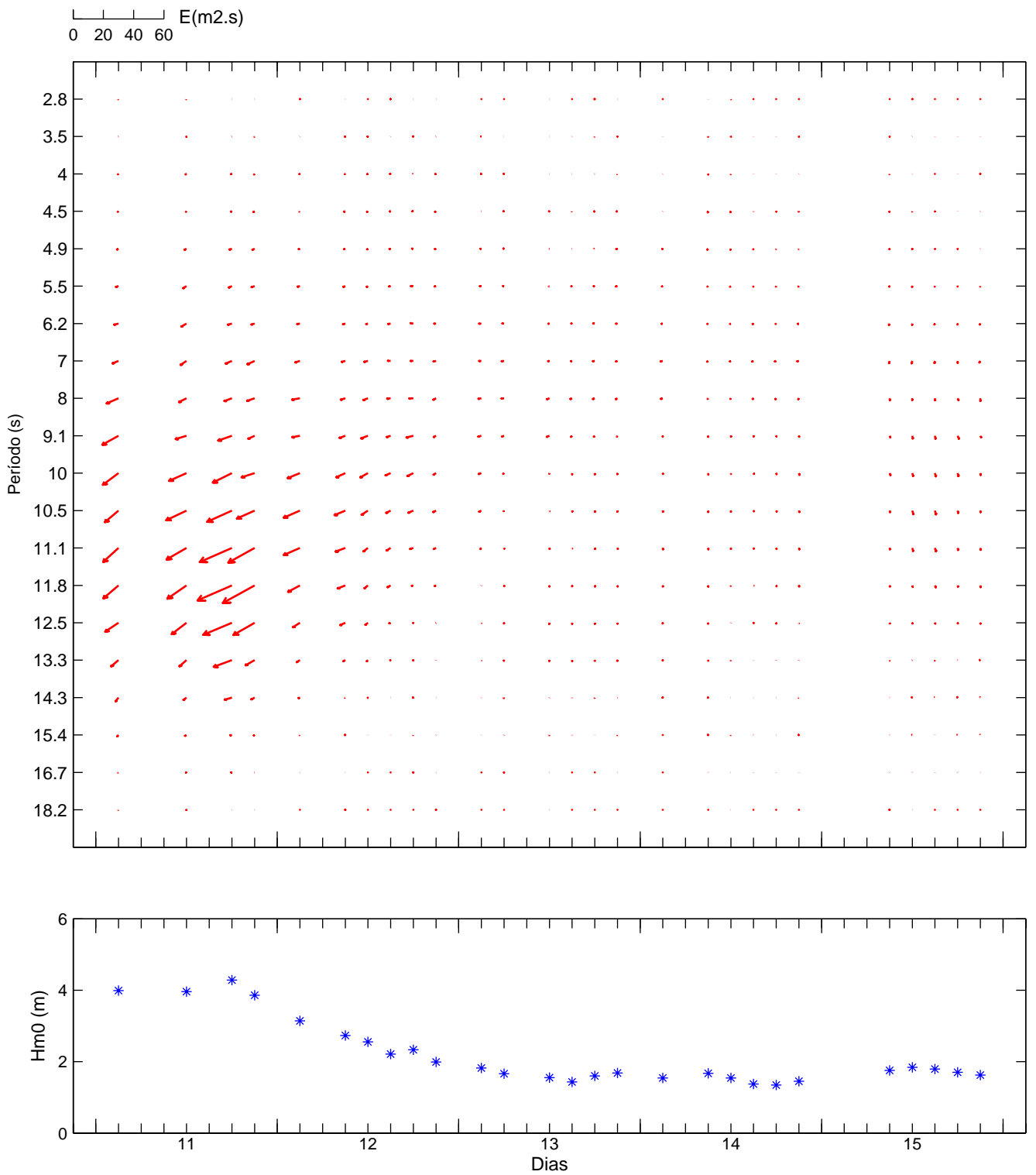
EVOLUÇÃO TEMPORAL DA DISTRIBUIÇÃO DE ENERGIA E DA DIRECÇÃO MÉDIA  
 POR BANDA DE FREQUÊNCIA – TERCEIRA 2006 ABR 1-5



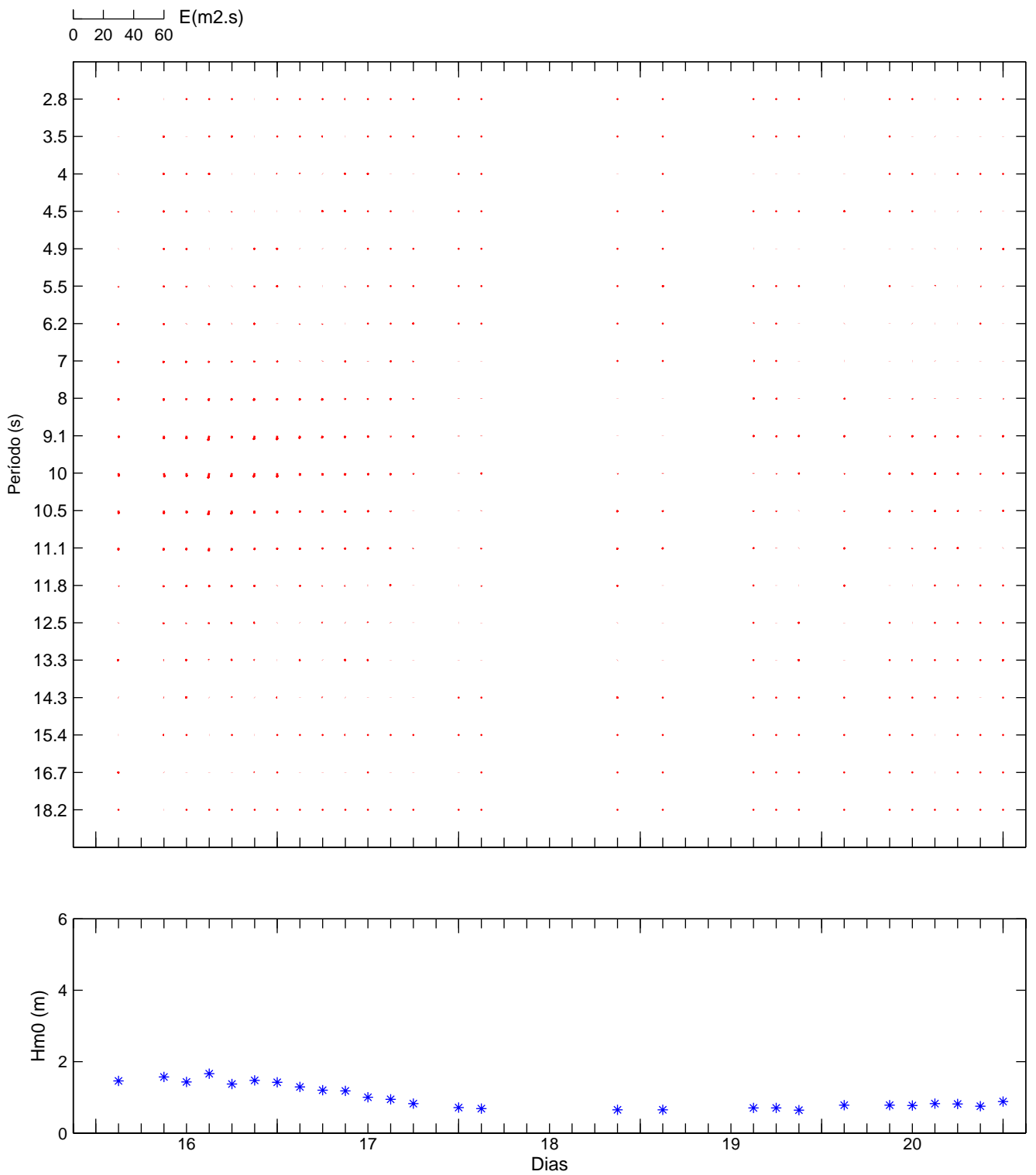
EVOLUÇÃO TEMPORAL DA DISTRIBUIÇÃO DE ENERGIA E DA DIRECÇÃO MÉDIA  
POR BANDA DE FREQUÊNCIA – TERCEIRA 2006 ABR 6-10



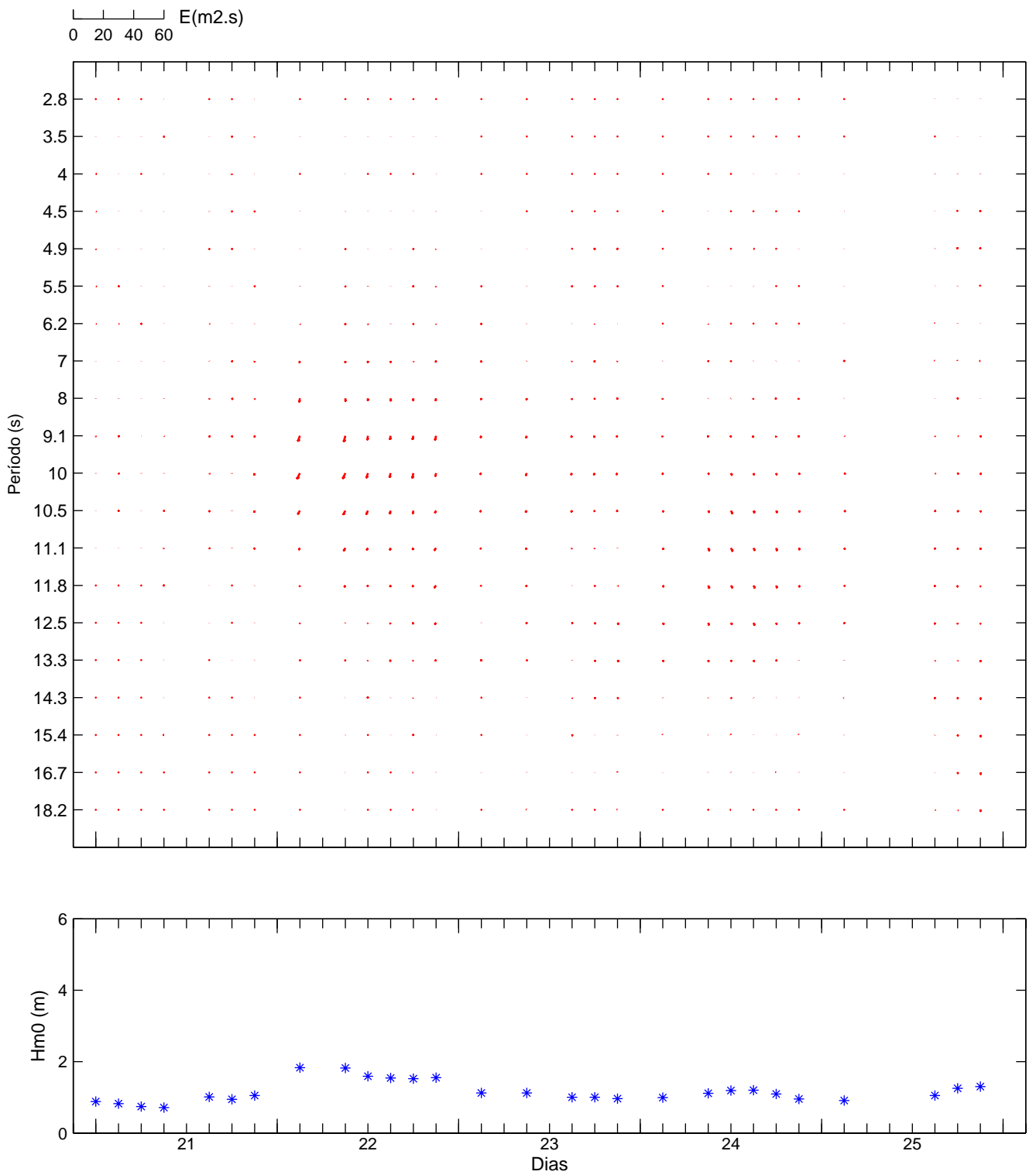
EVOLUÇÃO TEMPORAL DA DISTRIBUIÇÃO DE ENERGIA E DA DIRECÇÃO MÉDIA  
POR BANDA DE FREQUÊNCIA – TERCEIRA 2006 ABR 11–15



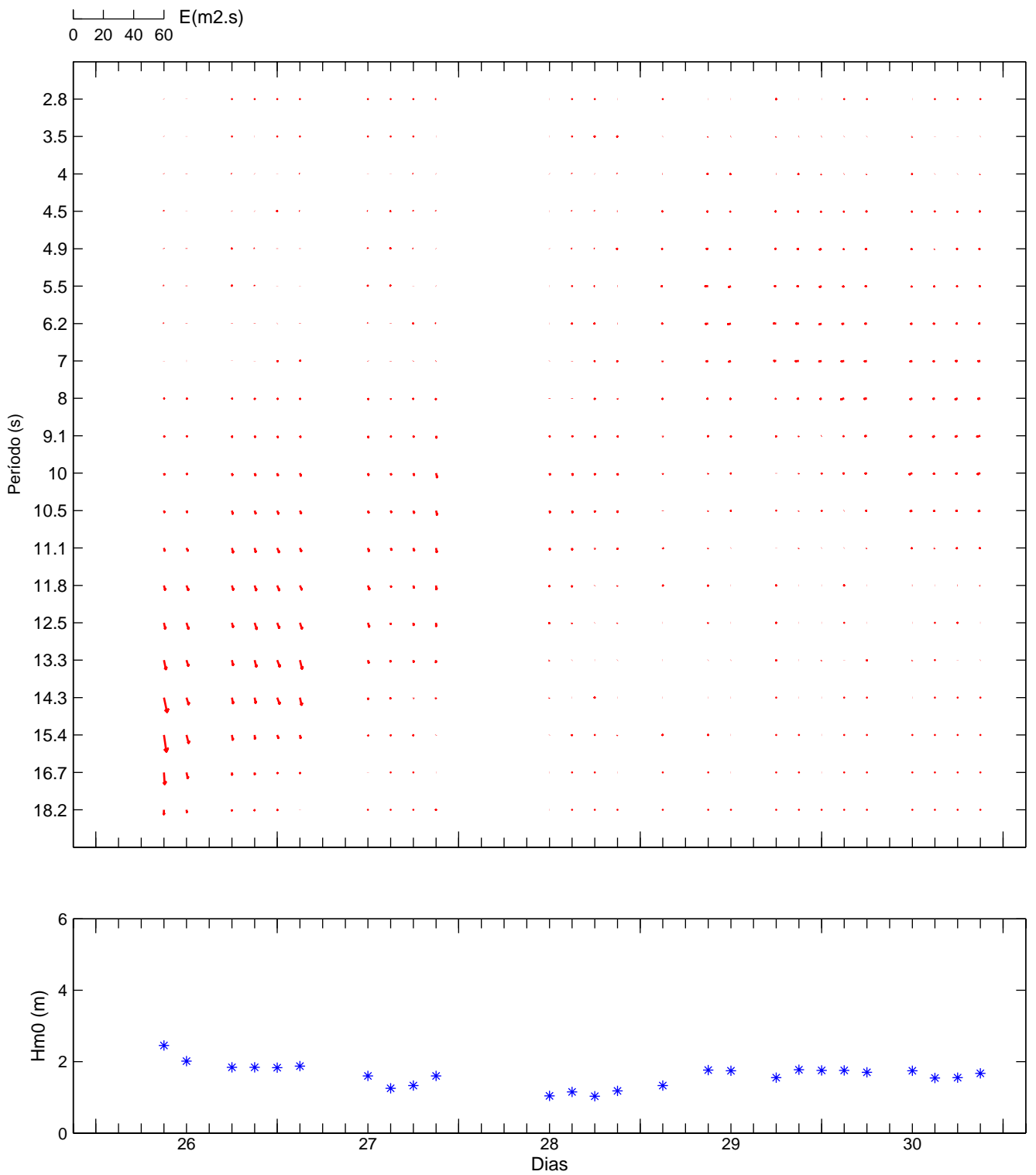
EVOLUÇÃO TEMPORAL DA DISTRIBUIÇÃO DE ENERGIA E DA DIRECÇÃO MÉDIA  
POR BANDA DE FREQUÊNCIA – TERCEIRA 2006 ABR 16–20



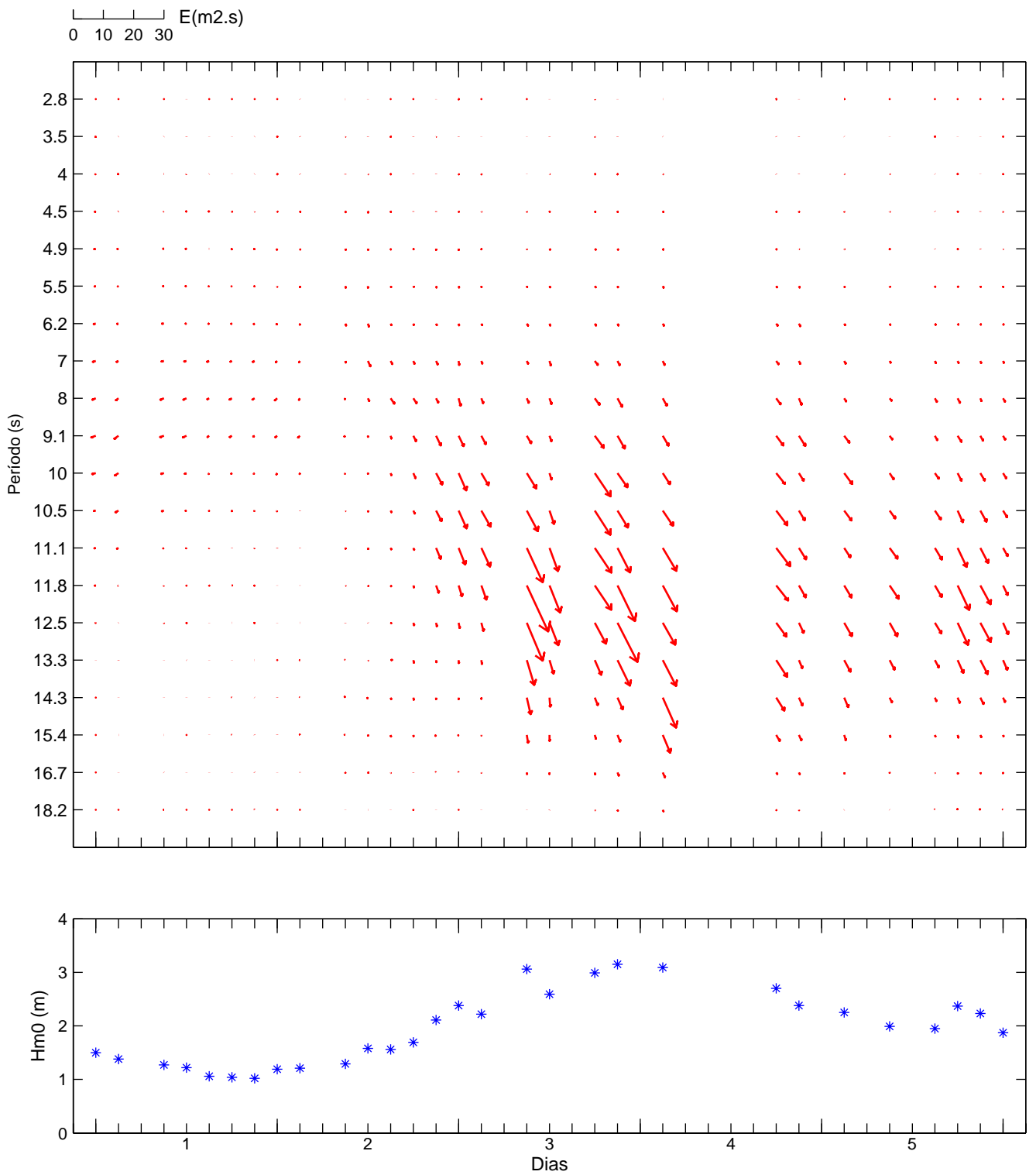
EVOLUÇÃO TEMPORAL DA DISTRIBUIÇÃO DE ENERGIA E DA DIRECÇÃO MÉDIA  
POR BANDA DE FREQUÊNCIA – TERCEIRA 2006 ABR 21–25



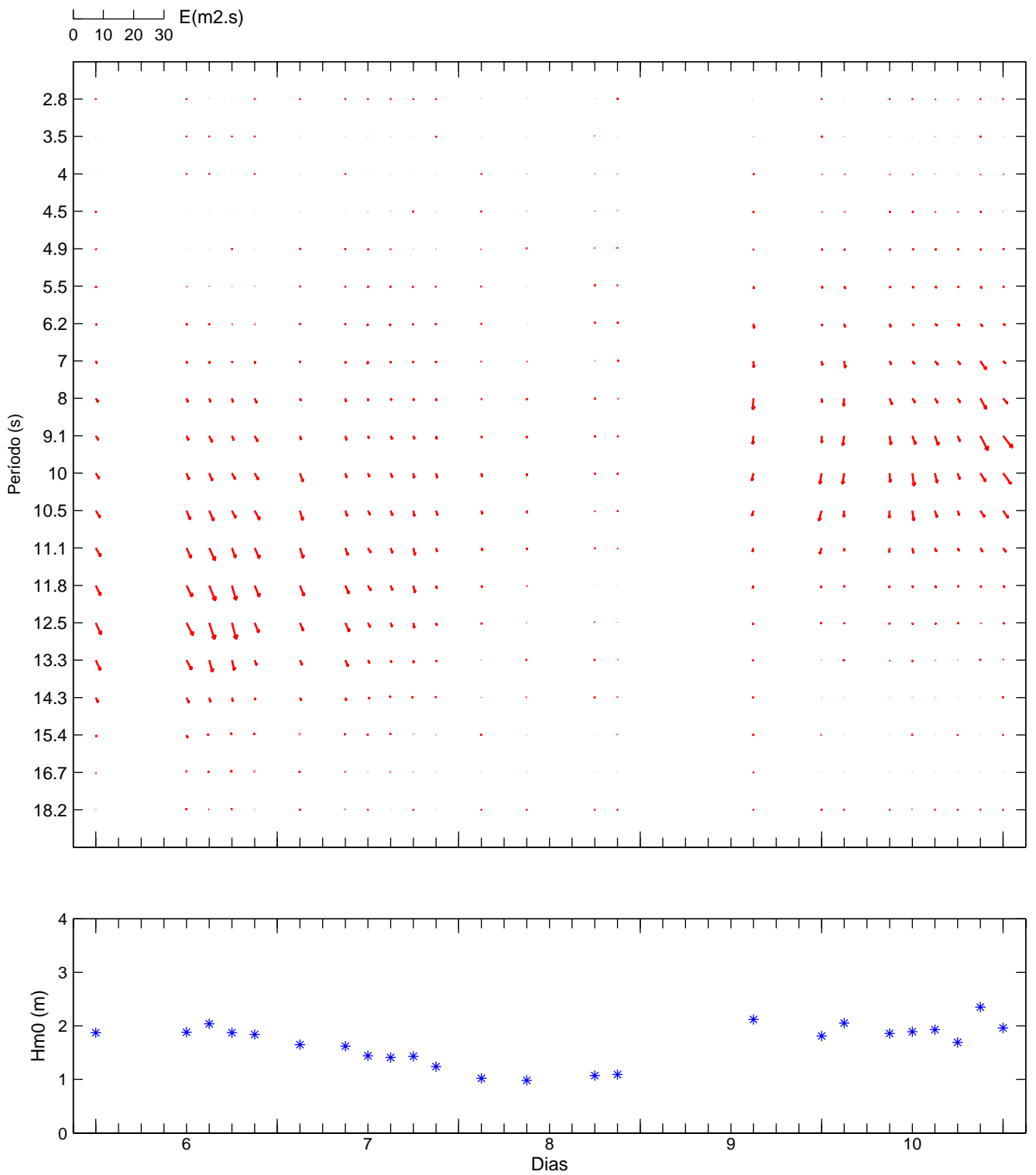
EVOLUÇÃO TEMPORAL DA DISTRIBUIÇÃO DE ENERGIA E DA DIRECÇÃO MÉDIA  
 POR BANDA DE FREQUÊNCIA – TERCEIRA 2006 ABR 26–30



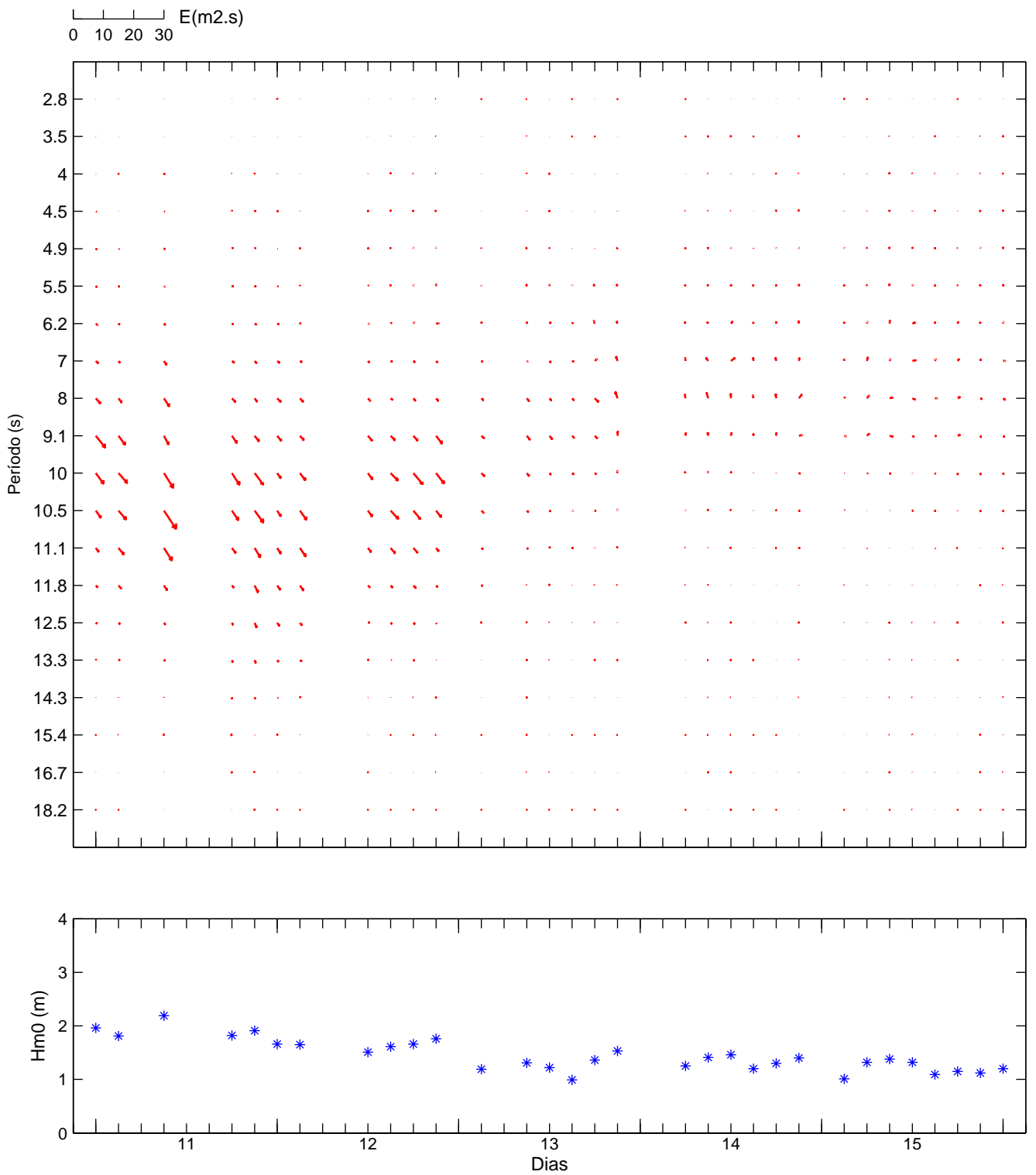
EVOLUÇÃO TEMPORAL DA DISTRIBUIÇÃO DE ENERGIA E DA DIRECÇÃO MÉDIA  
 POR BANDA DE FREQUÊNCIA – TERCEIRA 2006 MAI 1-5



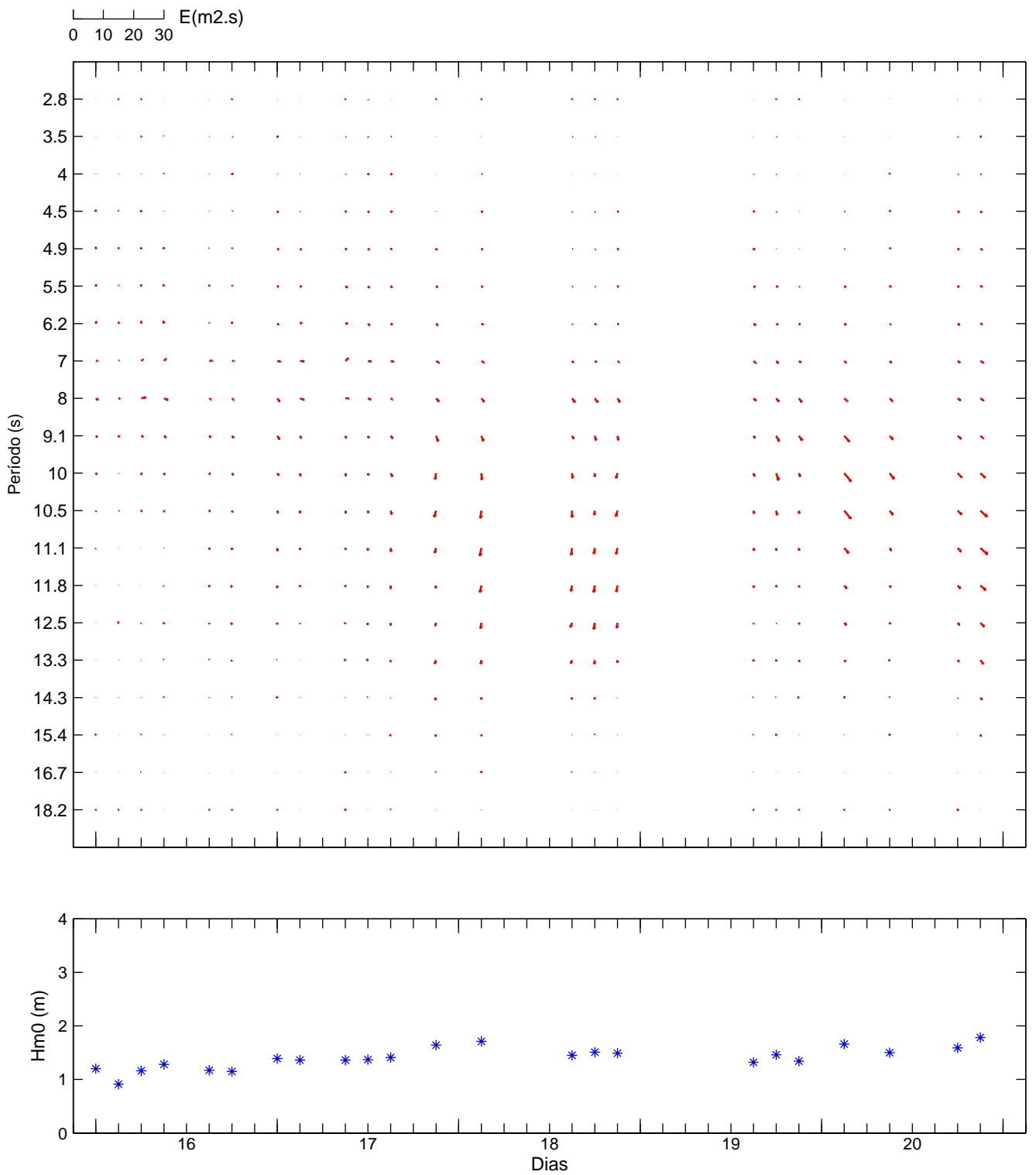
EVOLUÇÃO TEMPORAL DA DISTRIBUIÇÃO DE ENERGIA E DA DIRECÇÃO MÉDIA  
 POR BANDA DE FREQUÊNCIA – TERCEIRA 2006 MAI 6-10



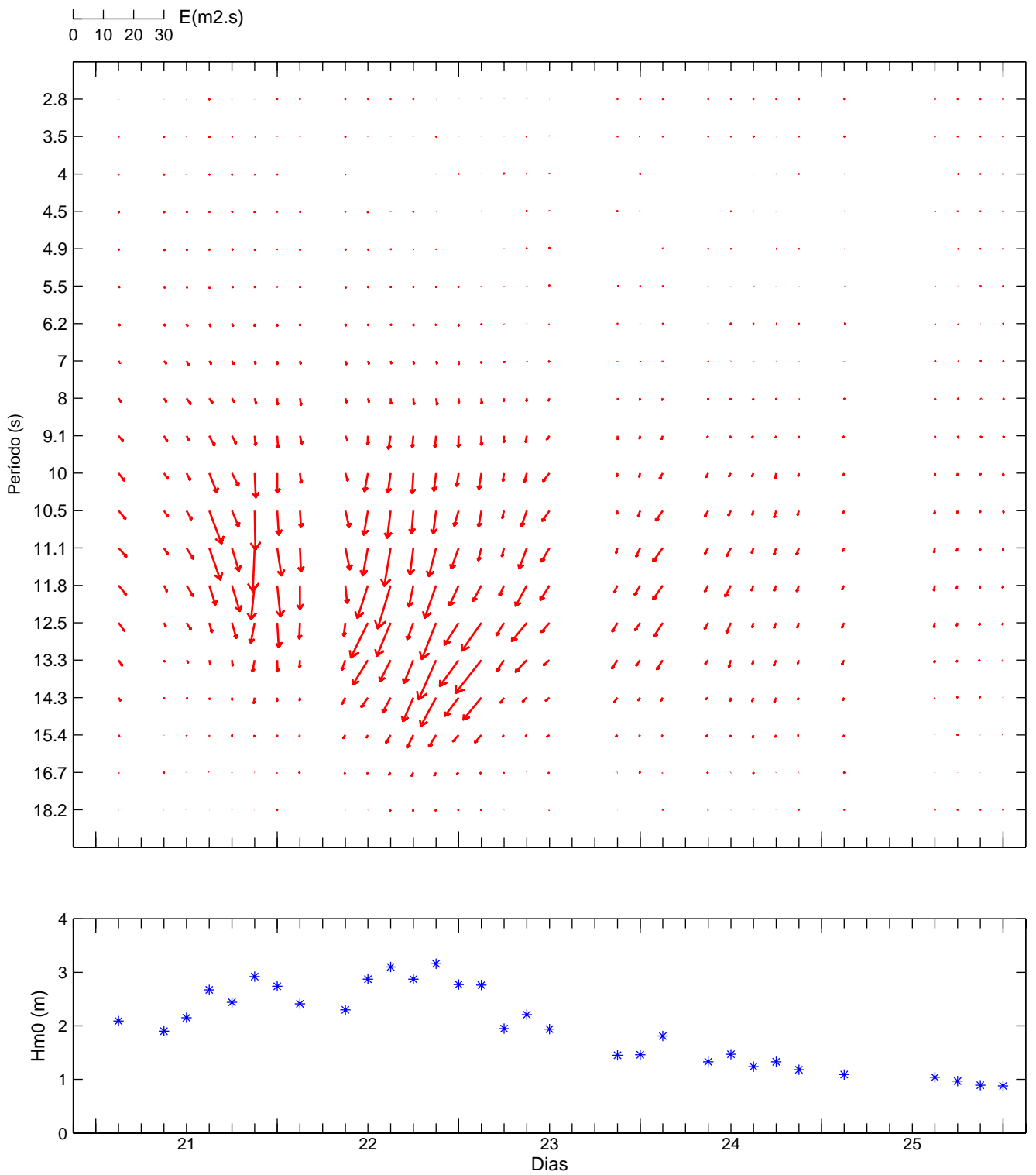
EVOLUÇÃO TEMPORAL DA DISTRIBUIÇÃO DE ENERGIA E DA DIRECÇÃO MÉDIA  
 POR BANDA DE FREQUÊNCIA – TERCEIRA 2006 MAI 11-15



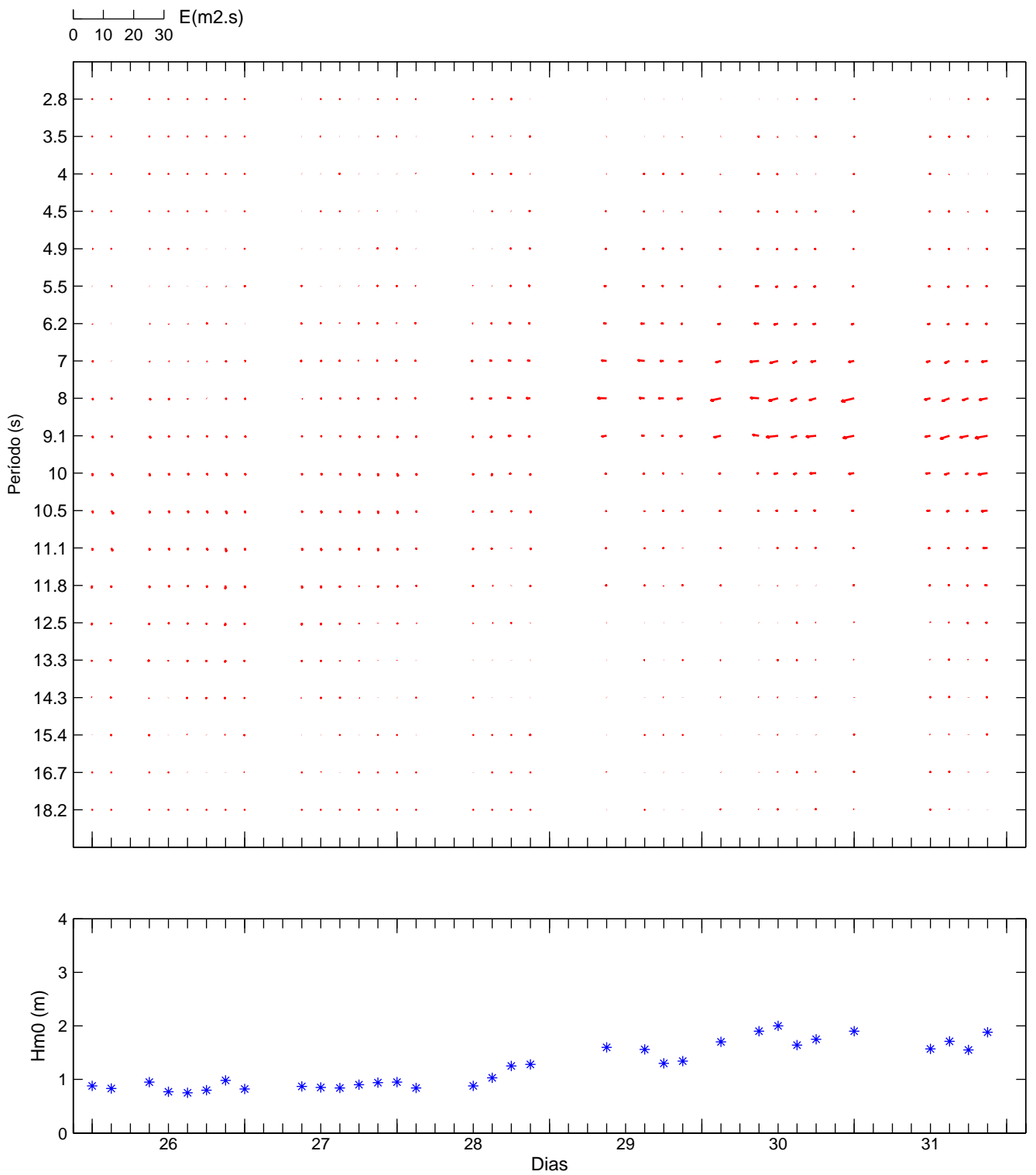
EVOLUÇÃO TEMPORAL DA DISTRIBUIÇÃO DE ENERGIA E DA DIRECÇÃO MÉDIA  
 POR BANDA DE FREQUÊNCIA – TERCEIRA 2006 MAI 16-20



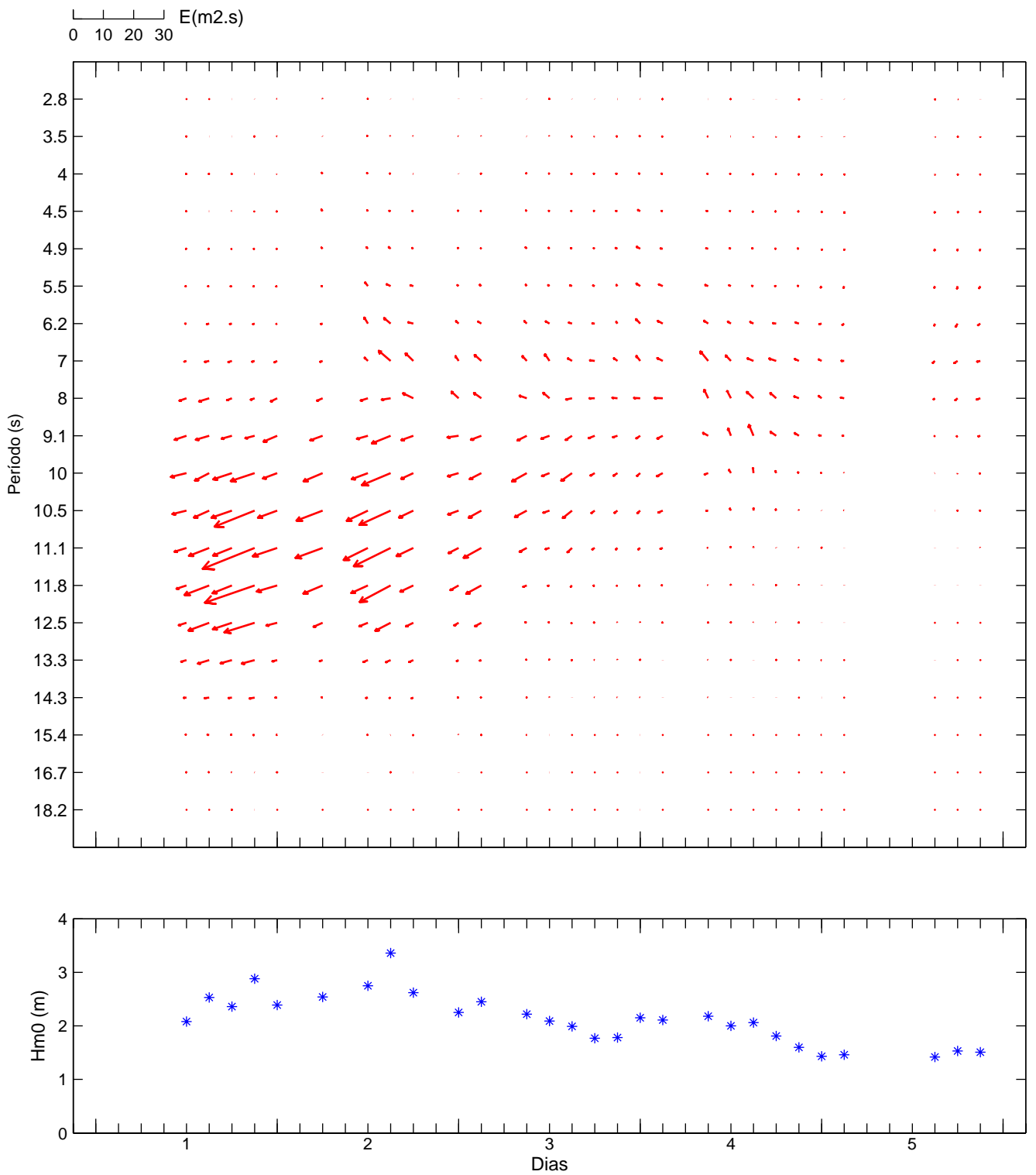
EVOLUÇÃO TEMPORAL DA DISTRIBUIÇÃO DE ENERGIA E DA DIRECÇÃO MÉDIA  
 POR BANDA DE FREQUÊNCIA – TERCEIRA 2006 MAI 21-25



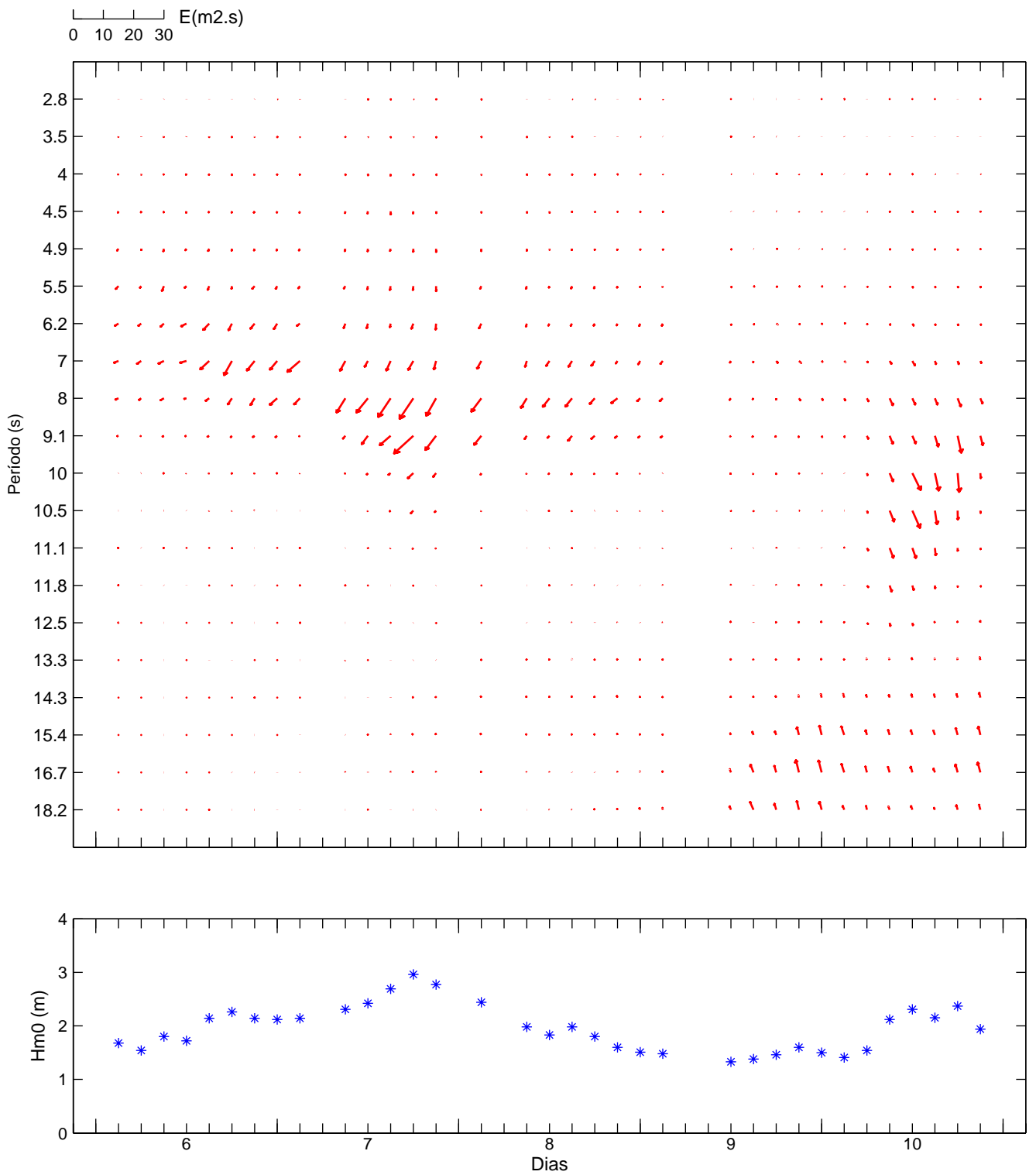
EVOLUÇÃO TEMPORAL DA DISTRIBUIÇÃO DE ENERGIA E DA DIRECÇÃO MÉDIA  
 POR BANDA DE FREQUÊNCIA – TERCEIRA 2006 MAI 26-31



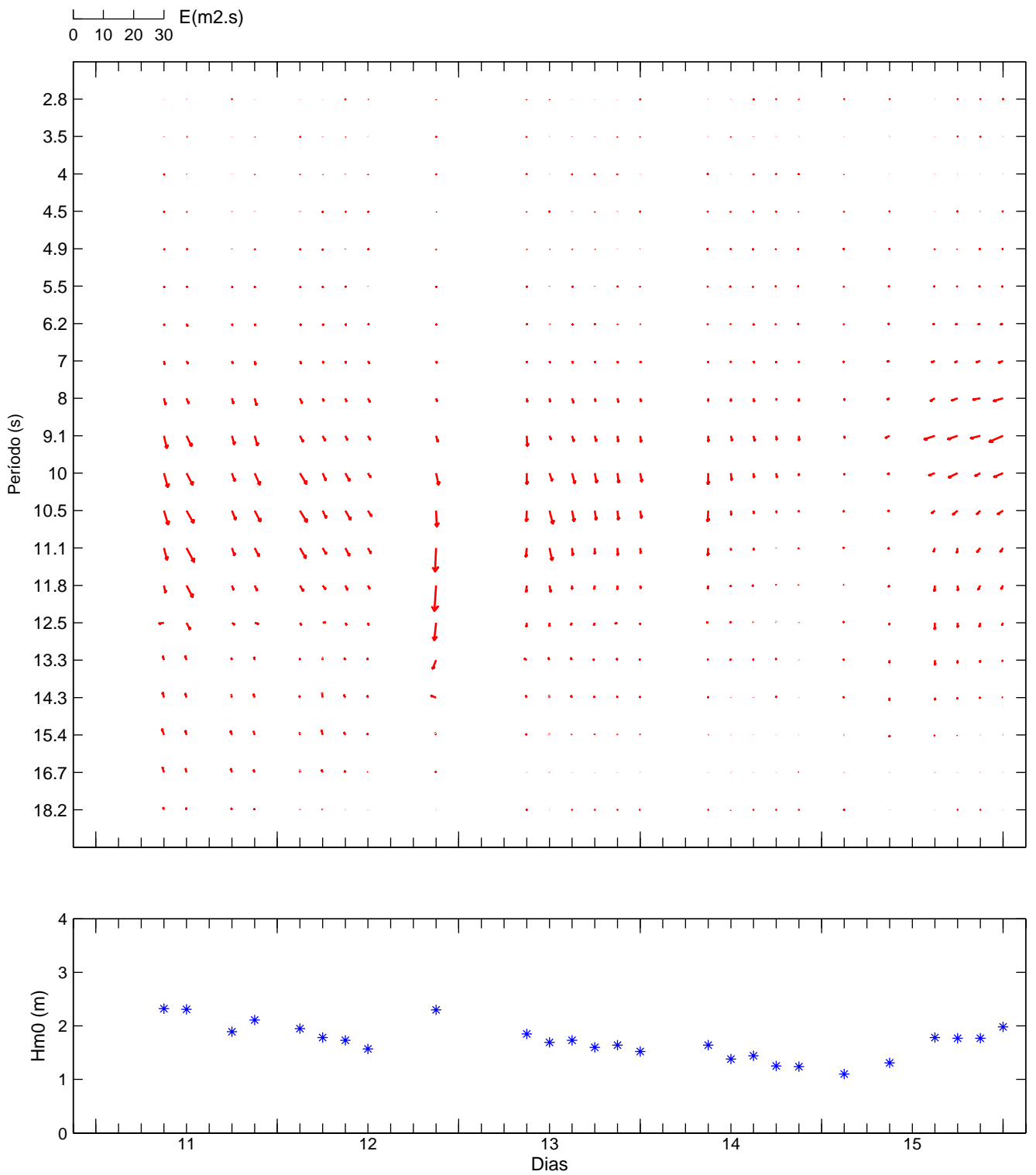
EVOLUÇÃO TEMPORAL DA DISTRIBUIÇÃO DE ENERGIA E DA DIRECÇÃO MÉDIA  
POR BANDA DE FREQUÊNCIA – TERCEIRA 2006 JUN 1-5



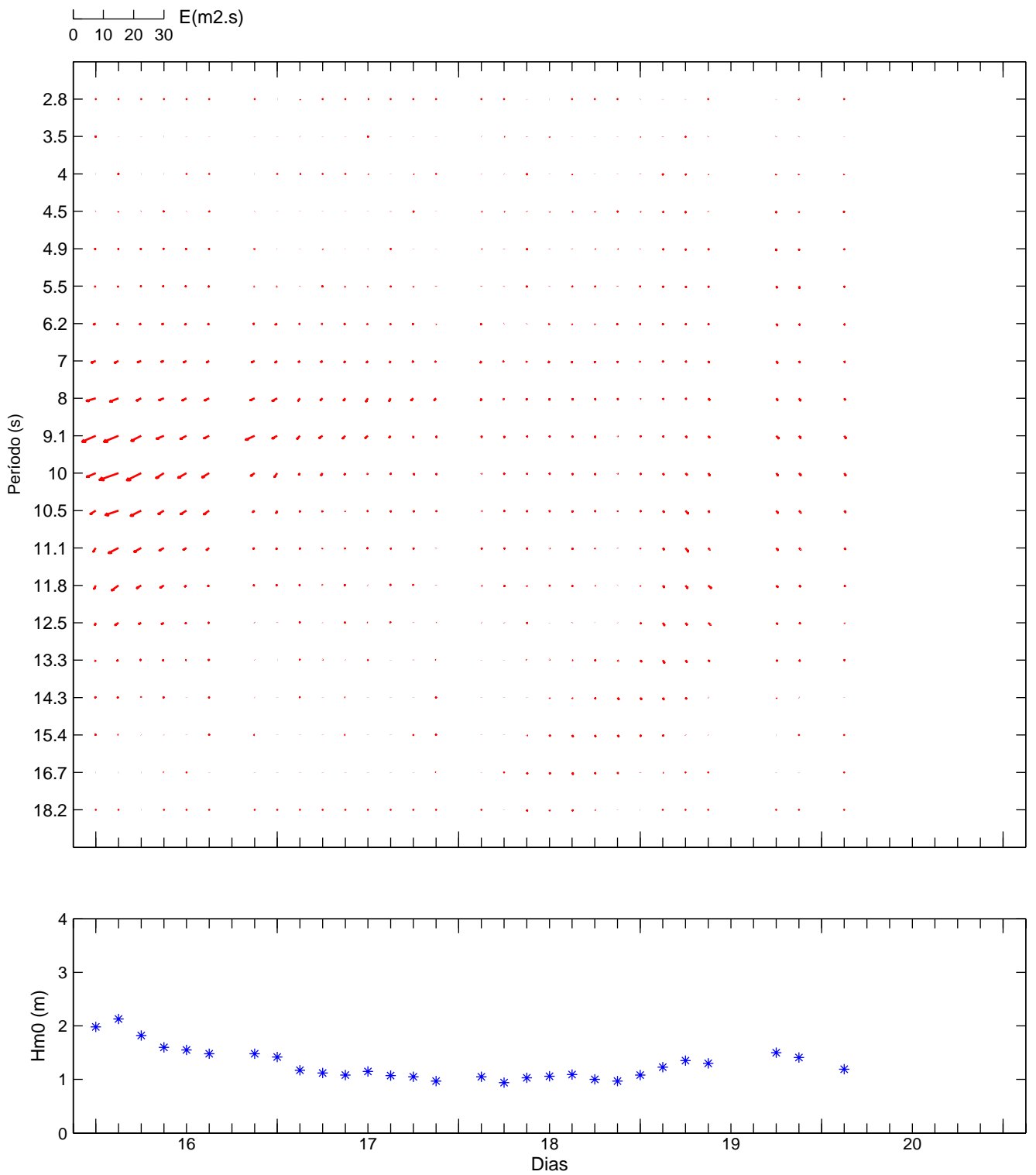
EVOLUÇÃO TEMPORAL DA DISTRIBUIÇÃO DE ENERGIA E DA DIRECÇÃO MÉDIA  
 POR BANDA DE FREQUÊNCIA – TERCEIRA 2006 JUN 6–10



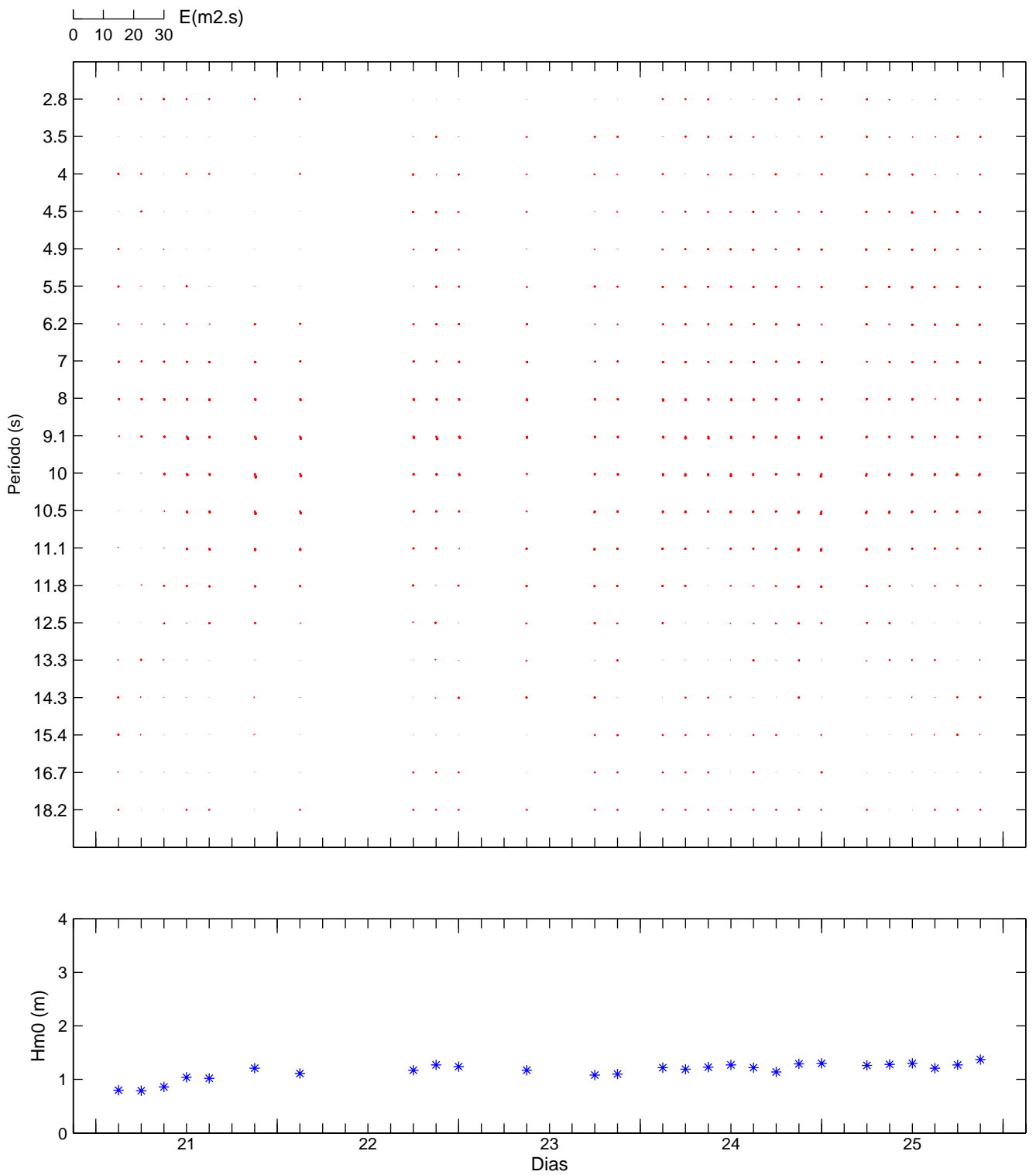
EVOLUÇÃO TEMPORAL DA DISTRIBUIÇÃO DE ENERGIA E DA DIRECÇÃO MÉDIA  
 POR BANDA DE FREQUÊNCIA – TERCEIRA 2006 JUN 11–15



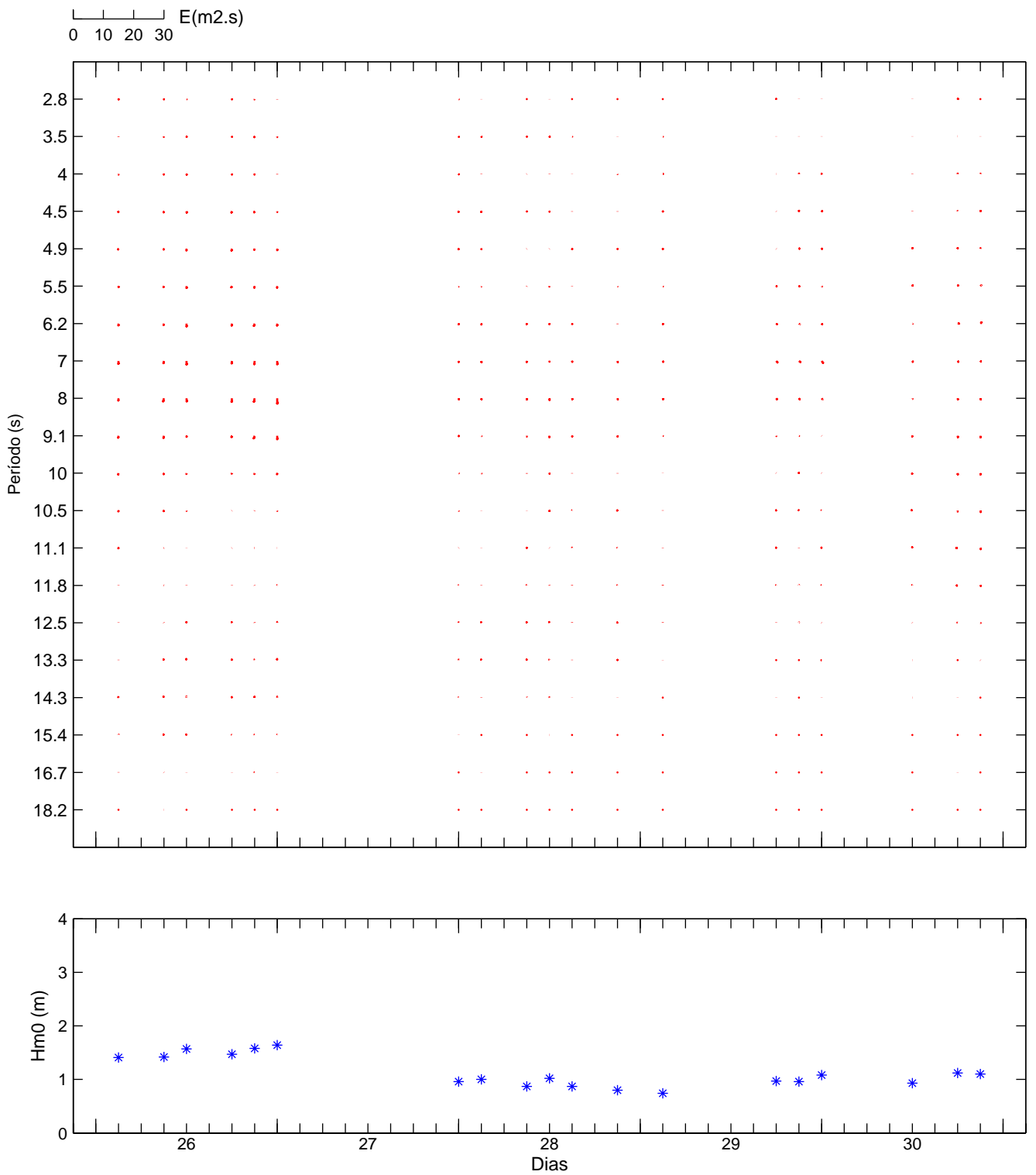
EVOLUÇÃO TEMPORAL DA DISTRIBUIÇÃO DE ENERGIA E DA DIRECÇÃO MÉDIA  
POR BANDA DE FREQUÊNCIA – TERCEIRA 2006 JUN 16–20



EVOLUÇÃO TEMPORAL DA DISTRIBUIÇÃO DE ENERGIA E DA DIRECÇÃO MÉDIA  
POR BANDA DE FREQUÊNCIA – TERCEIRA 2006 JUN 21–25



EVOLUÇÃO TEMPORAL DA DISTRIBUIÇÃO DE ENERGIA E DA DIRECÇÃO MÉDIA  
POR BANDA DE FREQUÊNCIA – TERCEIRA 2006 JUN 26–30

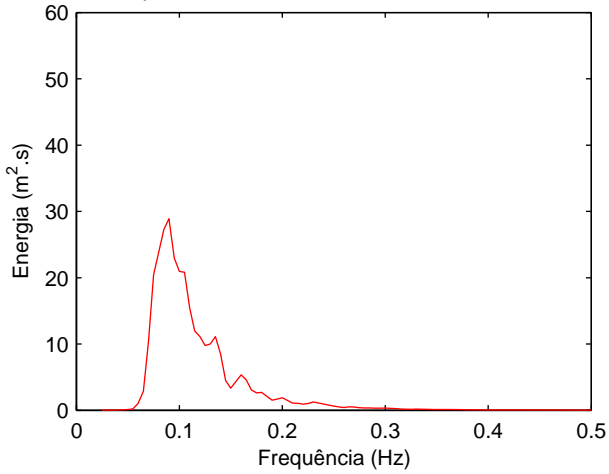


## ANEXO H

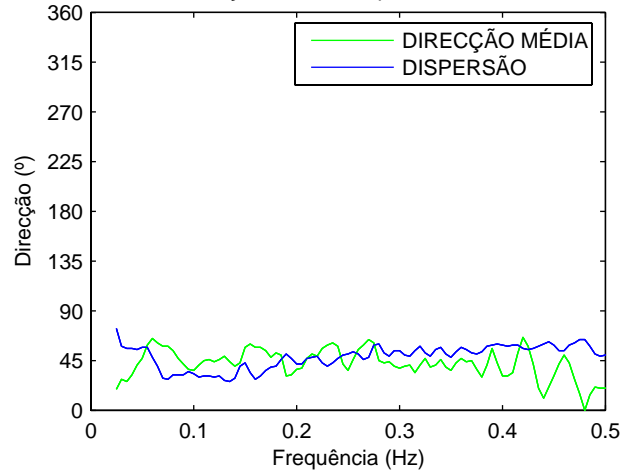
Gráficos de distribuição de energia, direcção média e dispersão,  
para os registos em que  $HM0 \geq 5.0$  metros

NOTA: Em Maio e Junho não se verificaram nenhuma ocorrência de  $HMO \geq 5.0$  metros.

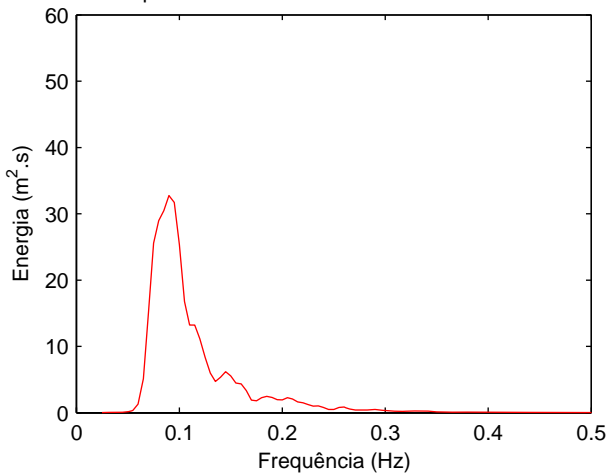
TERCEIRA – Espectro de variância – 2006ABR10 – 0438 – HM0 = 5.01m



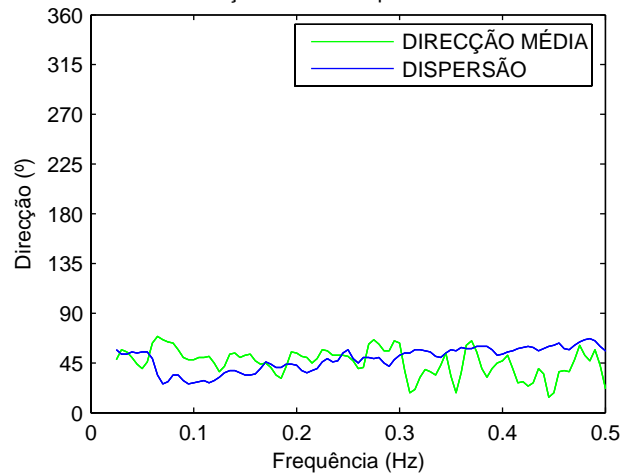
TERCEIRA – Direcção média e dispersão – 2006ABR10 – 0438



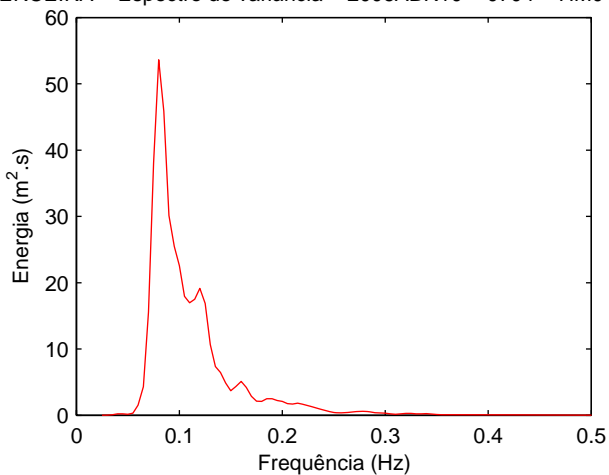
TERCEIRA – Espectro de variância – 2006ABR10 – 0634 – HM0 = 5.18m



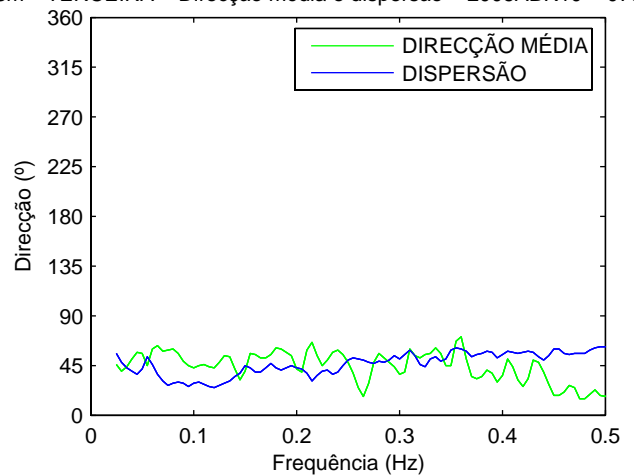
TERCEIRA – Direcção média e dispersão – 2006ABR10 – 0634



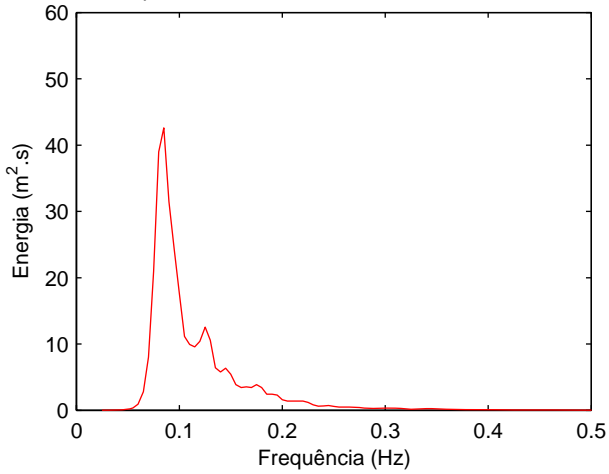
TERCEIRA – Espectro de variância – 2006ABR10 – 0704 – HM0 = 5.73m



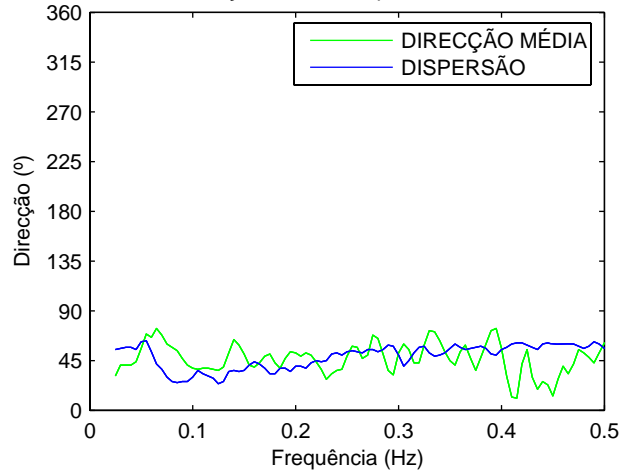
TERCEIRA – Direcção média e dispersão – 2006ABR10 – 0704



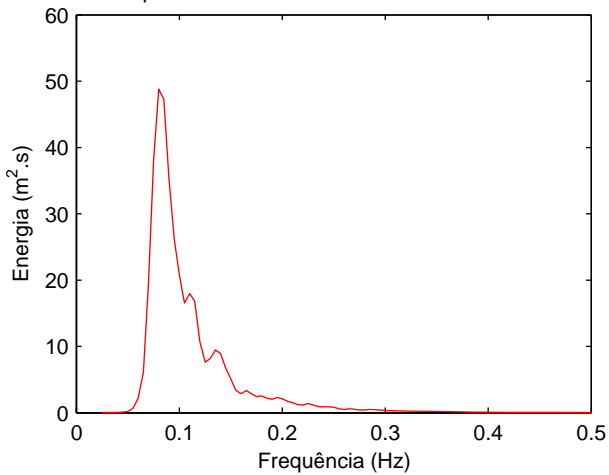
TERCEIRA – Espectro de variância – 2006ABR10 – 0735 – HM0 = 5.10m



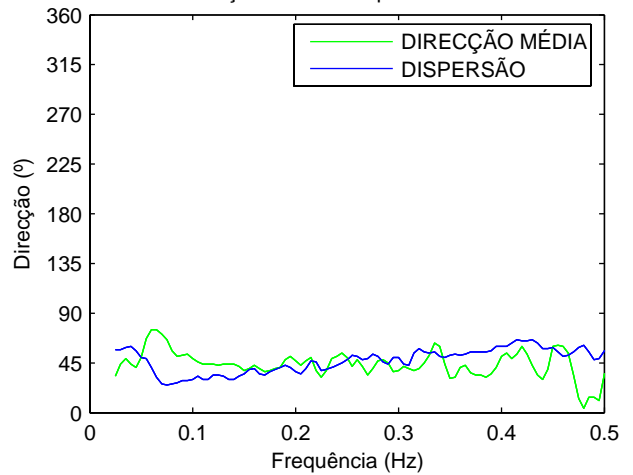
TERCEIRA – Direcção média e dispersão – 2006ABR10 – 0735



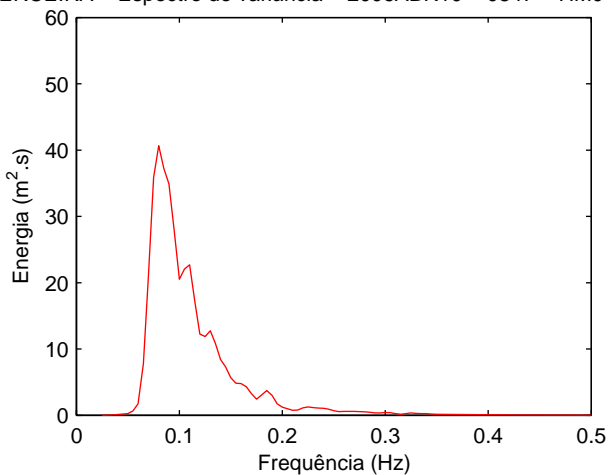
TERCEIRA – Espectro de variância – 2006ABR10 – 0816 – HM0 = 5.66m



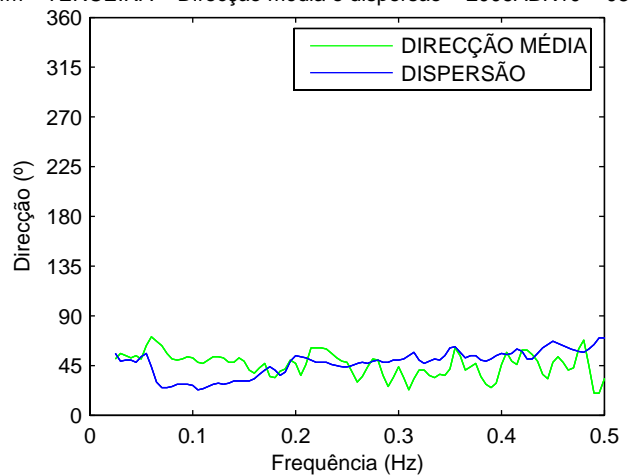
TERCEIRA – Direcção média e dispersão – 2006ABR10 – 0816



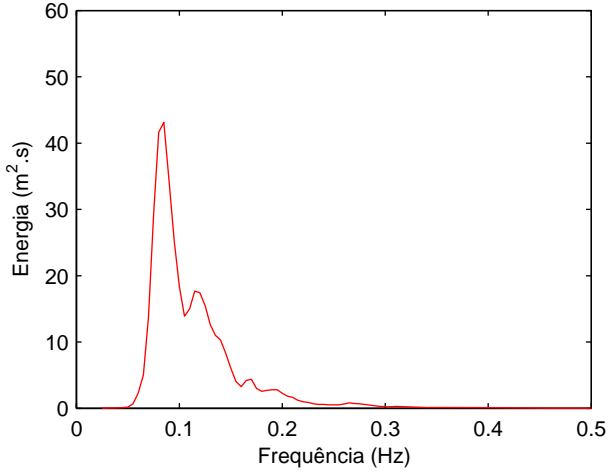
TERCEIRA – Espectro de variância – 2006ABR10 – 0847 – HM0 = 5.74m



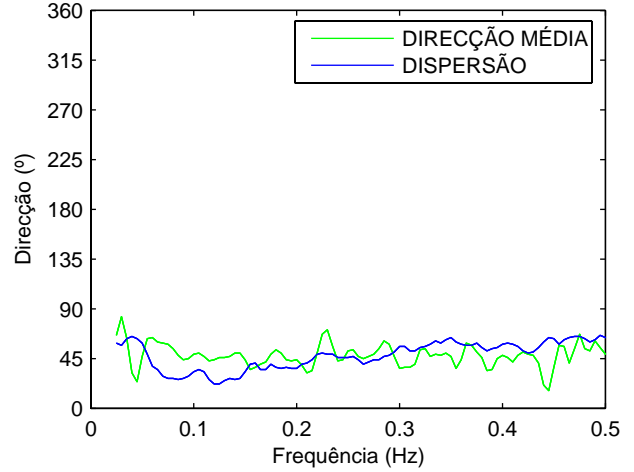
TERCEIRA – Direcção média e dispersão – 2006ABR10 – 0847



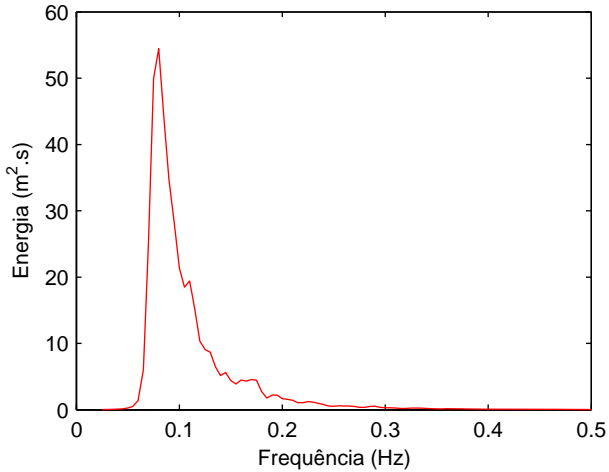
TERCEIRA – Espectro de variância – 2006ABR10 – 0917 – HM0 = 5.60m



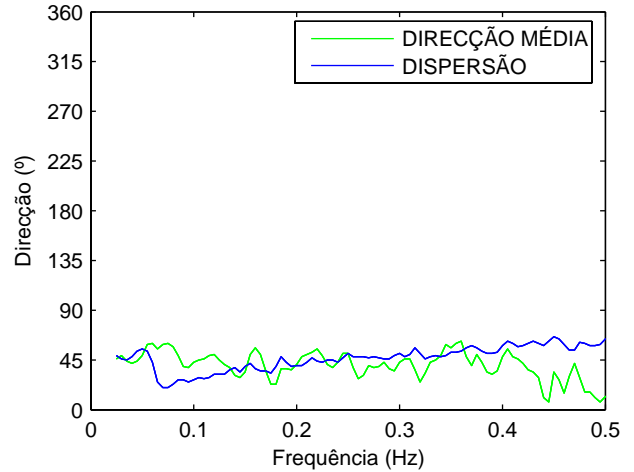
TERCEIRA – Direcção média e dispersão – 2006ABR10 – 0917



TERCEIRA – Espectro de variância – 2006ABR10 – 0947 – HM0 = 5.80m



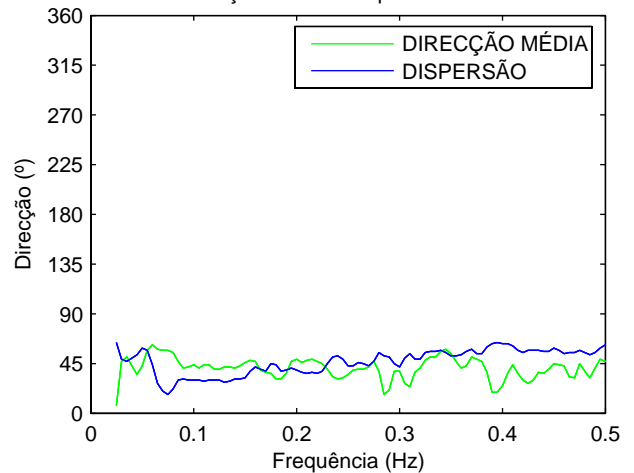
TERCEIRA – Direcção média e dispersão – 2006ABR10 – 0947



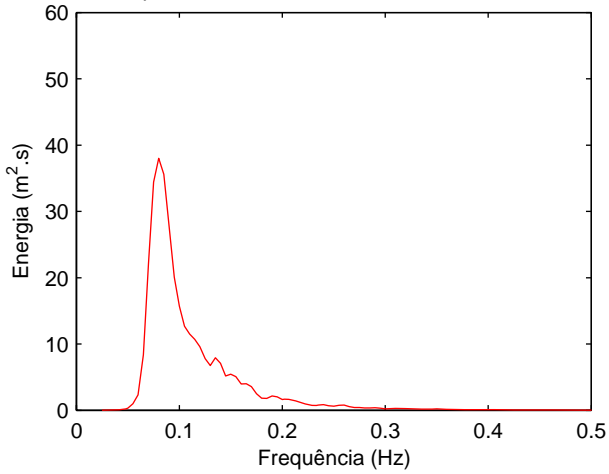
TERCEIRA – Espectro de variância – 2006ABR10 – 1018 – HM0 = 5.49m



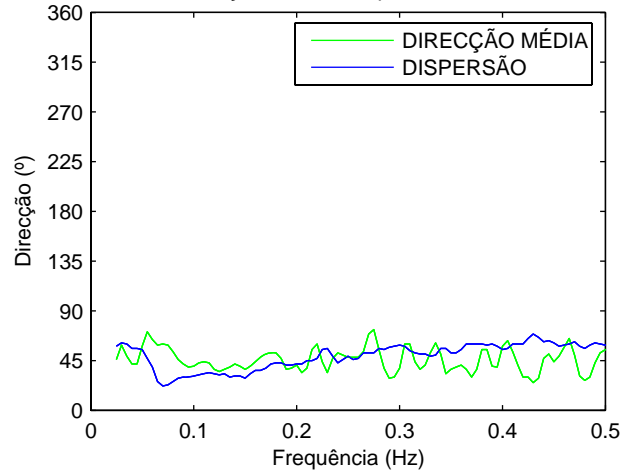
TERCEIRA – Direcção média e dispersão – 2006ABR10 – 1018



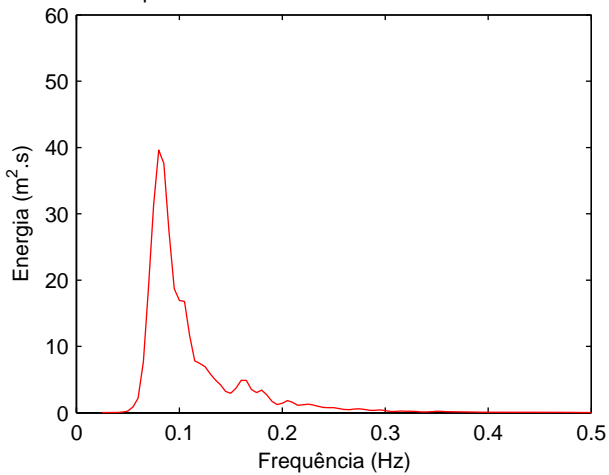
TERCEIRA – Espectro de variância – 2006ABR10 – 1048 – HM0 = 5.21m



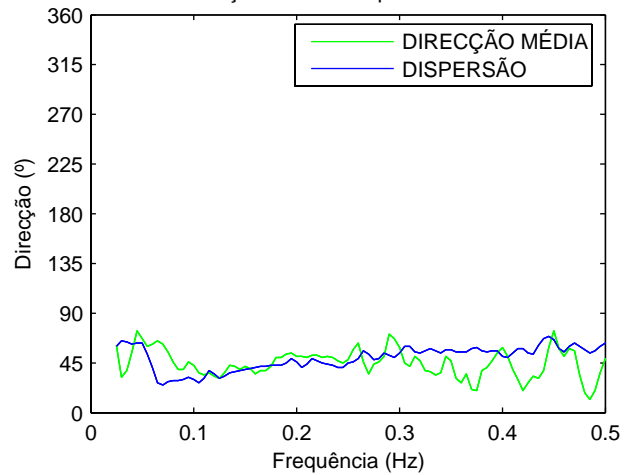
TERCEIRA – Direcção média e dispersão – 2006ABR10 – 1048



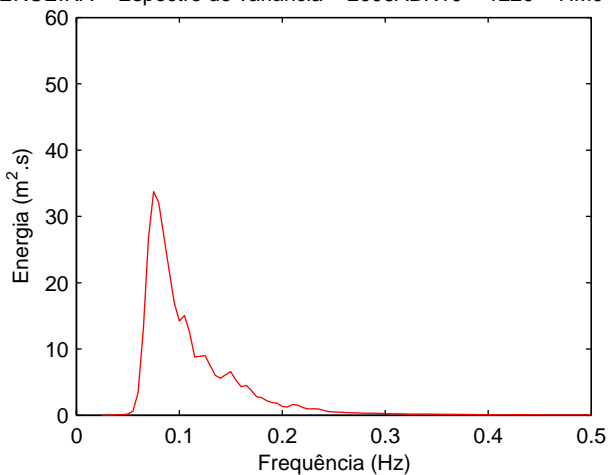
TERCEIRA – Espectro de variância – 2006ABR10 – 1139 – HM0 = 5.09m



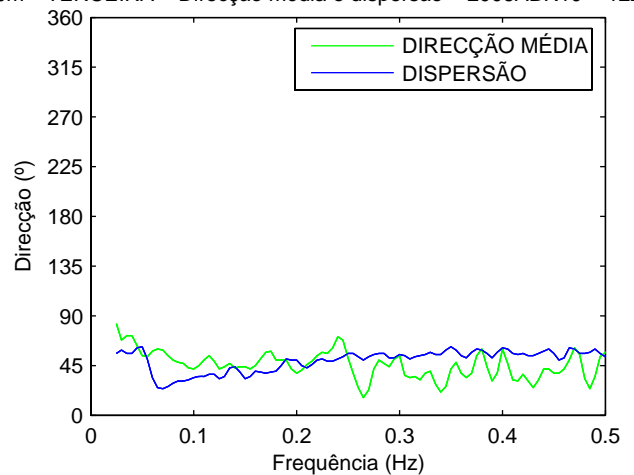
TERCEIRA – Direcção média e dispersão – 2006ABR10 – 1139



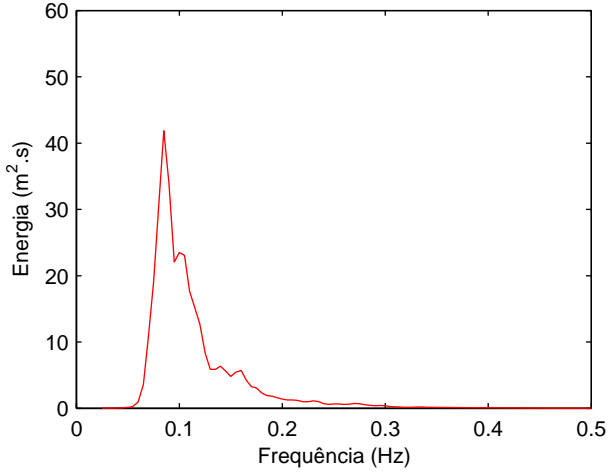
TERCEIRA – Espectro de variância – 2006ABR10 – 1220 – HM0 = 5.10m



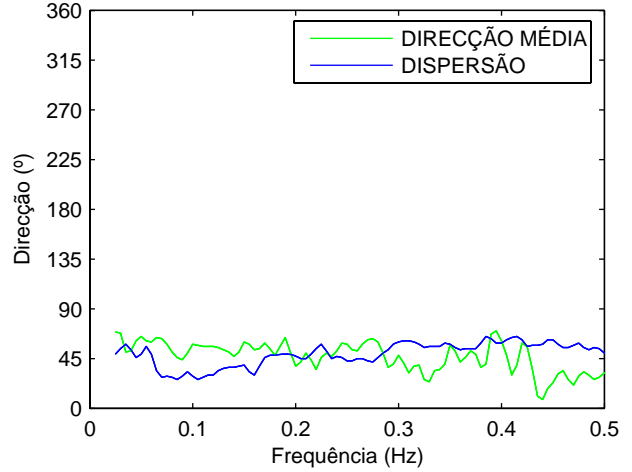
TERCEIRA – Direcção média e dispersão – 2006ABR10 – 1220



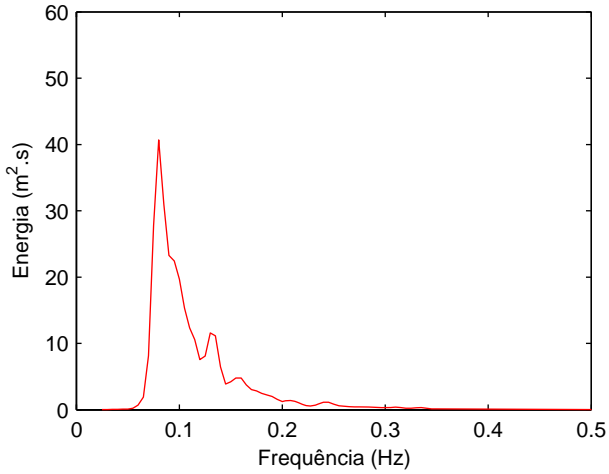
TERCEIRA – Espectro de variância – 2006ABR10 – 1800 – HM0 = 5.23m



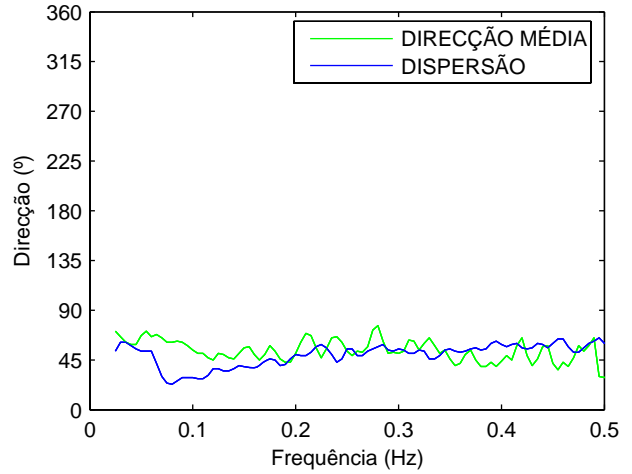
TERCEIRA – Direcção média e dispersão – 2006ABR10 – 1800



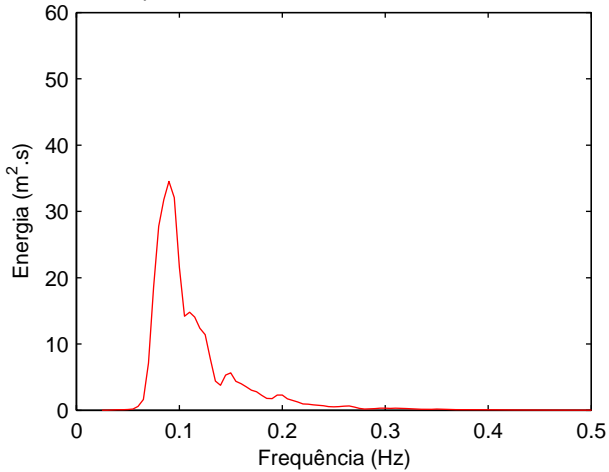
TERCEIRA – Espectro de variância – 2006ABR10 – 1830 – HM0 = 5.02m



TERCEIRA – Direcção média e dispersão – 2006ABR10 – 1830



TERCEIRA – Espectro de variância – 2006ABR10 – 2100 – HM0 = 5.03m



TERCEIRA – Direcção média e dispersão – 2006ABR10 – 2100

